CITY OF PITTSBURG
AGENDA

DECEMBER 16, 2019

CITY HALL COUNCIL CHAMBER
65 CIVIC AVENUE, PITTSBURG, CA

COMPREHENSIVE USER FEE STUDY
5:00 P.M.

CLOSED SESSION
6:00 P.M.

REGULAR MEETINGS
7:00 P.M.

CITY COUNCIL
HOUSING AUTHORITY
PITTSBURG ARTS AND COMMUNITY FOUNDATION
PITTSBURG POWER COMPANY
SOUTHWEST PITTSBURG GEOLOGIC HAZARD ABATEMENT DISTRICT II
SUCCESSOR AGENCY

PRESIDING
Jelani Killings, Mayor/Chair
Marilyn "Merl" Craft, Vice-Mayor/Chair
Holland Barrett White, Council Member/Board Member
Shanelle Scales-Preston, Council Member/Board Member
Juan Antonio Banales, Council Member/Board Member

FOR HOUSING AUTHORITY:
S.L. Floyd, Housing Authority Member
Annie Hill Herring, Housing Authority Member

Pittsburg City Council meetings are held the first and third Mondays of each month at 7:00 p.m. The Housing Authority meets in conjunction with the City Council on the third Monday of each month. The Pittsburg City Council meets regularly in the Council Chamber at 65 Civic Avenue, unless otherwise noted above. The City Council also sits as the Board of Directors of several other City agencies. The stipends for all agency members conform to state statutes governing compensation amounts. All other Agencies meet on an as needed basis and will be listed above if applicable. Copies of the open session agenda packets, which are distributed to the City Council, are on file in the office of the City Clerk, 65 Civic Avenue, Pittsburg, California, and are available for public inspection, beginning 72 hours in advance, during normal business hours (8:00 a.m. – 5:00 p.m., Monday through Friday, except from noon to 1:00 p.m. and City holidays). The agenda and reports are also located on the City's website at www.ci.pittsburg.ca.us. Additionally, if any reports or documents, which are public records, are distributed to the City Council less than 72 hours before the meeting, those reports and documents will also be available for public inspection in the City Clerk's Office and on the day of the meeting in the Council Chamber at the public counter area below the dais.

5:00 P.M. - COMPREHENSIVE USER FEE STUDY

AUDIENCE REMARKS

The Audience Remarks period is for the public to comment on any items scheduled to be heard during the Closed Session portion of the meeting, if applicable.

6:00 P.M. - CONVENE IN CLOSED SESSION

1. CONFERENCE WITH REAL PROPERTY NEGOTIATORS (Pursuant to Section 54956.8):

   Property: 610-690 Railroad Avenue (APN 085-390-077); Successor Agency Negotiator: Garrett Evans and Maria Aliotti; Negotiating Parties: Global Resources Trading LLC; Under Negotiation: Both price and terms of payment

   Property: 351 Railroad Avenue (APN 085-108-004); Agency Negotiator: Garrett Evans and Janis Glover; Negotiating Parties: Tommy Thomas; Under Negotiation: Both price and terms of payment

2. PUBLIC EMPLOYEE PERFORMANCE EVALUATION (Pursuant to Section 54957):

   City Manager

7:00 P.M. - CONVENE IN OPEN SESSION FOR REGULAR MEETING

CALL TO ORDER

ROLL CALL

PLEDGE OF ALLEGIANCE

PROCLAMATIONS

3. Praxair 60th Anniversary

4. Inspire Pittsburg: People Who Care (PWC)

5. Inspire PIttsburg: Dorothy Mallari

PRESENTATIONS

6. Measure M Citizens Oversight Committee Update

7. Envision Pittsburg - General Plan Update Status

CITY MANAGER REPORTS/REMARKS

The City Manager may make brief announcements or informal comments at this time and brief the Council on items of interest. (No Action Required)

CITIZENS REMARKS

Members of the audience who wish to address the City Council or Agency Boards on issues that are not scheduled for the agenda and on any items listed as part of the Consent Calendar should complete a Speaker's Card available at the dais. Please read the card carefully in order to fill out the card properly. Submit the completed card to the City Clerk before the item is called, preferably before the meeting begins. Individuals will be given three minutes to address the Council unless additional time is allowed as provided for spokespersons. Prior to speaking, each member of the public shall state their name and business and City of residence in a clear and audible tone of voice. (No Action Required)

COMMITTEE REPORTS

Council Members may make a report on their committee assignments at this time. (See attached list of ad hoc committees and other public agencies in which Council Members participate). (No Action Required)

HOUSING AUTHORITY

CONSENT CALENDAR

8. Minutes of November 18, 2019

9. Disbursement List of November 30, 2019

HOUSING AUTHORITY MEMBER REMARKS

ADJOURNMENT OF THE HOUSING AUTHORITY to January 21, 2020

CITY COUNCIL MEETING

CONSIDERATION

10. Adoption of a City Council Resolution Allocating Funding and Approving the Five-Year Capital Improvement Program for Fiscal Years 2019/20 Through 2023/24

    The Five-Year Capital Improvement Program (CIP) for fiscal years 2019/20 through 2023/24 includes projects for construction of new facilities and infrastructure, and for the expansion, rehabilitation, or replacement of City-owned assets. The attached Resolution will approve the CIP for fiscal years 2019/20 through 2023/24 and allocate funds to 8 projects.

11. Adoption of a Minute Order to Initiate a Study to Amend the Railroad Avenue Specific Plan in Order to Allow Additional Office Uses within the Civic Center Sub-Area

    This is a City-initiated proposal to study a potential amendment of the Railroad Avenue Specific Plan (“RASP”)adopted by City Council Ordinance No. 09-1319, in order to allow additional office uses within the Civic Center Sub-Area.

12. Adoption of a City Council Resolution to Authorize the Use of General Fund Excess Reserves and Appropriate Funds for Loveridge Road Pavement Improvements

    The City’s Fiscal Year 2018/19 ended with a General Fund surplus of revenues over expenditures. Staff requests the appropriation of a portion of the excess

General Fund reserves to provide funding for pavement improvements along Loveridge Road.

CONFLICT OF INTEREST STATEMENT

City Council/Agency Members may make any conflict of interest declarations pertaining to Consent Calendar items at this time.

COMBINED CITY COUNCIL, PITTSBURG ARTS AND COMMUNITY FOUNDATION, PITTSBURG POWER COMPANY, SUCCESSOR AGENCY, AND SOUTHWEST PITTSBURG GHAD II CONSENT CALENDAR

13. Minutes of November 18, 2019 and December 2, 2019

14. Adoption of a Pittsburg Power Company Resolution Accepting a $40,000 Grant from the Y & H Soda Foundation and Increasing the Instructional Budget of the Future Build Program

    Pittsburg Power Company (PPC) is seeking approval to accept a $40,000 grant from the Y & H Soda Foundation (Grant) and to increase the instructional budget of the Future Build Program (Future Build).

15. Receive and File the Southwest Pittsburg Geological Hazard Abatement District II Annual Pre-Winter Inspection Report 2019

    Fritz McKinley, the General Manager of the Southwest Pittsburg Geologic Hazard Abatement District II (GHAD), has provided for the Board's Information a detailed inspection report and his annual report of GHAD facilities and site conditions.

16. Adoption by Minute Order of Council Member Committee Assignments for 2020

    In accordance with the City of Pittsburg "Policies and Procedures for the City Council" adopted by the City Council on September 4, 2001 by Resolution No. 01-9475, the Mayor and Vice-Mayor shall appoint individual Council Members to standing and ad hoc committees and such appointments shall be approved by the entire Council at its first meeting following reorganization.

17. Receive and File the Treasurer's Report for the Quarter Ending September 30, 2019

    Attached is the Treasurer's Report for the fiscal quarter ending September 30, 2019. The report includes the combined detailed information of the City and the Successor Agency's (Agency) investments, which are compliant with the City's and Agency's Investment Policies.

18. Adoption of a City Council Resolution Accepting the Plans and Specifications and Authorizing Award of Contract 2019-03, 2019/2020 CDBG ADA Curb Ramp Installation Project

    Contract 2019-03, 2019/2020 CDBG ADA Curb Ramp Installation Project ("the Project") is for construction of 48 curb ramps in the neighborhood located in the Highland Meadows subdivision. Adoption of this Resolution will accept the plans and specifications for the Project and authorize the City Manager to award a construction contract to TNB Construction of Antioch, California.

19. Adoption of a City Council Resolution Approving a Consultant Agreement for Design of Contract 2018-03, BART Pedestrian and Bicycle Connectivity Project

Contract 2018-03, BART Pedestrian and Bicycle Connectivity Project (the "Project") is for the construction of pedestrian/bicycle trails and bicycle lanes around the Pittsburg Center BART Station in order to provide better access. This resolution will authorize a Consultant Agreement with Harrison Engineering, Inc in the amount of $648,000 for design of the Project.

20. Receive and File the Measure M Citizens Oversight Committee Report – Final Fiscal Year 2018-19 usage and Excess Carryforward to Fiscal Year 2019-20

On June 5, 2012 the voters of Pittsburg passed Measure P, the Pittsburg Preservation of Citywide Services Temporary Funding Transactions and Use Tax Ordinance. The ordinance established a one-half of one percent (0.5%) use and transaction tax. On June 7, 2016, the voters of Pittsburg passed Measure M, extending the use and transaction tax to June 30, 2035. The measures require the establishment of a Citizens Oversight Committee ("Committee") charged with making recommendations to the City Council for the use of the revenue. This item is the Committee's report on the receipt and use of these funds for Fiscal Year 2018-19 and a recommendation for the excess over budget to be carried forward to Fiscal Year 2019-20.

21. Receive and File Staff's Report on the Review of Development Impact Fees Received by the City of Pittsburg that are Subject to AB 1600 Reporting Requirements

AB 1600 (Government Code Sections 66000–66008) requires cities to justify and account for developer fees which they enact, increase or impose as a condition of new development for the purposes of financing "public facilities and Improvements." AB 1600 also requires an annual review of the developer fees that have been collected and spent during the previous year. This report fulfills the AB 1600 requirements.

22. Adoption of a City Council Resolution to Accept Contract 2019-02, East 14th Street Waterline Relocation Project as Complete and Authorize the City Engineer to File a Notice of Completion

Contract 2019-02, East 14th Street Waterline Relocation Project (the "Project"), was for relocation of an existing 18-inch watermain along E 14th Street to accommodate Pacific Gas & Electric (PG&E) gas facilities for a total cost of $169,731.63. This resolution will accept Contract 2019-02, East 14th Street Waterline Relocation Project as complete and authorize the City Engineer to file a Notice of Completion.

23. Adoption of a City Council Resolution Approving the Fourth Amendment to the Exclusive Negotiating Rights Agreement (ENRA) with Discovery Builders, Inc., for a Single-Family Residential Development at Stoneman Park

On December 15, 2008, the City Council adopted Resolution No. 08-11133, approving an ENRA between the City and Discovery Builders, Inc. (the "Developer") to evaluate the potential for development of City-owned property in the area of Stoneman Park, at the southern terminus of John Henry Johnson Parkway ("Property"). This Fourth Amendment would extend the ENRA term to a

total of 15 years, with a termination date of December 15, 2023, in order to allow both parties additional time need to study the development potential of the Property and evaluate a potential exchange of land, as well as possible necessary interaction with the Department of the Interior.

24. Receive and File the Comprehensive Annual Financial Report ("CAFR") for the Fiscal Year Ended June 30, 2019, the Report to the City Council and Management for the Year Ended June 30, 2019, and Other Miscellaneous Audit Reports

The Comprehensive Annual Financial Report ("CAFR") for the Fiscal Year Ended June 30, 2019 has met the Governmental Accounting Standards Board's standard. The City of Pittsburg has again received an unqualified or "clean opinion" by the City's auditing firm, Maze and Associates, Certified Public Accountants.

COUNCIL REQUEST FOR FUTURE AGENDA ITEMS

Council Members may request items to be considered for future agendas. An item will only be brought forward with a majority vote and will appear on a future agenda with staff recommendations for further Council consideration.

COUNCIL MEMBER REPORTS/REMARKS

Council Members may make brief announcements or informal comments at this time. (No Action Required)

ADJOURNMENT to January 21, 2020

NOTICE TO PUBLIC

GENERAL INFORMATION

Copies of the open session agenda packets, which are distributed to the City Council, are on file in the office of the City Clerk, 65 Civic Avenue, Pittsburg, California, and are available for public inspection, beginning 72 hours in advance, during normal business hours (8:00 a.m. – 5:00 p.m., Monday through Friday, except City holidays). The full packets are also located on the City's website at www.ci.pittsburg.ca.us. If any reports or documents, which are public records, are distributed to the City Council less than 72 hours before the meeting, those reports or documents will be available for public inspection in the City Clerk's Office and on the day of the meeting in the Council Chamber at the public counter area below the dais.

SPEAKER'S CARD

Members of the audience who wish to address the City Council on issues that are not scheduled for the agenda and on any items listed as part of the agenda should complete a Speaker's Card available at the dais. Please read the card carefully in order to fill out the card properly. Submit the completed card to the City Clerk before the item is called, preferably before the meeting begins. Individuals will be given three minutes to address the Council unless additional time is allowed as provided for spokespersons. Speakers are not permitted to yield their time to another speaker. Prior to speaking, each member of the public shall state their name and business and City of residence in a clear and audible tone of voice. Pursuant to the Brown Act, no action may be taken by the City Council on items not already scheduled on the agenda; however, the City Council may refer your comments/concerns to staff or request that the item be placed on a future agenda.

PUBLIC HEARINGS

Persons who wish to speak on Public Hearings listed on the agenda will be heard when the Public Hearing is opened, except on Public Hearing items previously heard and closed to public comment. After the public has commented, the item is closed to public comment and brought to the Council/Agency level for discussion and action. Further comment from the audience will not be received unless requested by the Council/Agency.

There is a 90-day limit for the filing of a challenge in the Superior Court to certain City administrative decisions and orders which require a hearing by law, the receipt of evidence, and the exercise of discretion. The 90-day limit begins on the date the decision is final (Code of Civil Procedure Section 1094.6). Further, if you challenge an action take by the City Council in court, you may be limited, by California law, including but not limited to Government Code Section 65009, to raising only those issues you or someone else raised in the public hearing, or in written correspondence delivered to the City Council prior to or at the public hearing. The City Council may be requested to reconsider a decision if the request is made prior to the next City Council meeting, regardless of whether it is a regular or special meeting.

NOTICE TO THE DISABLED AND VISUALLY OR HEARING IMPAIRED

In compliance with the Americans with Disabilities Act, the City of Pittsburg will provide special assistance for disabled citizens. Upon request, an agenda for any meeting shall be made available in appropriate alternative formats. The Council Chamber is equipped with sound amplifier units for use by the hearing impaired. The units operate in conjunction with the Chamber's sound system. You may request the sound amplifier from the City Clerk for personal use during Council meetings. If you need special assistance to participate in this meeting, or are requesting a specially formatted agenda, please contact the City Clerk at 925-252-4850. Notification 48 hours prior to the meeting will enable the City to make reasonable arrangements to ensure accessibility to this meeting or provide the requested agenda format. (28 CFR 35.102-35.104 ADA Title II)

DISRUPTIVE CONDUCT

The Council requests that you observe the order and decorum of our Council Chamber by turning off or setting to vibrate all cellular telephones, and that you refrain from making personal, impertinent, or slanderous remarks. Boisterous and disruptive behavior while the Council is in session, and the display of signs in a manner which violates the rights of others or prevents others from watching or fully participating in the Council meeting, is a violation of our Municipal Code and any person who engages in such conduct can be ordered to leave the Council Chamber by the Mayor.

LIVE MEDIA BROADCASTING ADVISEMENT

City Council meetings are webcast live on the City's website at www.ci.pittsburg.ca.us on the Streaming Media page. Past meetings are also archived on that webpage. City Council meetings are also broadcast live on CCTV, Channel 24 also re-run at a later date. For more information, please contact the City Clerk's office at 252-4850.

City Council Outside Agency / Liaison / Sub-Committees Assignments - 2019

Updated October 21, 2019

OUTSIDE AGENCY BOARDS	COUNCIL MEMBER(S)	TYPE	MEETS	STAFF
ABAG	Jelani Killings / Merl Craft Alternate	Standing	Annual	G. Evans
Delta Diablo**	Juan Banales / Shanelle Scales-Preston Alt.	Standing	2nd Wednesday	F. McKinley
East Co. Co. County Habitat Conservancy	Juan Banales / Holland White Alternate	Standing	Monthly	K. Pollot
East County Water Management	Merl Craft / Holland White Alternate	Standing	Annual	F. McKinley
MCE Clean Energy Board	Shanelle Scales-Preston / Juan Banales Alt.	Standing	4 Per Year	D. Buchanan
TRANSPLAN / ECCRFFA	Juan Banales / Holland White Alternate	Standing	2nd Thursday	J. Hecht
Tri-Delta Transit (2 reps)***	S. Scales-Preston & Merl Craft / Jelani Killings Alt.	Standing	Last Wednesday	J. Hecht

LIAISON TO	COUNCIL MEMBER(S)	TYPE	MEETS	STAFF
East Bay League of Calif. Cities	Jelani Killings / Juan Banales Alt.	Standing	3rd Thursday	*Rotational
Mayor's Conference	Juan Banales / Jelani Killings Alt.	Standing	1st Thursday	G. Evans
School Districts Committee (2x2)	Holland White & Jelani Killings / Merl Craft Alt.	Standing	4th Thursday even months	G. Evans

SUBCOMMITTEES	COUNCIL MEMBER(S)	TYPE	MEETS	STAFF
CAC CDBG Subcommittee	S. Scales-Preston & Jelani Killings / Holland White Alt.	Standing	As needed	M. Aliotti
Camp Stoneman Anniversary Celebration	Merl Craft & Shanelle Scales-Preston	Ad Hoc	As needed	Evans/Simonton
CIP	Juan Banales & Jelani Killings	Ad Hoc	As needed	G. Evans
Community Services Subcommittee	Juan Banales & Holland White	Ad Hoc	As needed	G. Evans/M. Aliotti
Flag Protocols	Holland White & Shanelle Scales-Preston	Ad Hoc	As needed	J. Davis
Hills Committee	Juan Banales & Holland White / Merl Craft Alt.	Ad Hoc	As needed	G. Evans
Pittsburg Recognition Committee	Merl Craft / Juan Banales Alt.	Ad Hoc	As needed	J. Hecht
Economic Develop/Waterfront Subcommittee	Jelani Killings & Holland White / Juan Banales Alt.	Standing	Quarterly	K. Simonton
Finance Subcommittee	Jelani Killings & Juan Banales / Merl Craft Alt.	Standing	As needed	B. Farmer
Land Use Subcommittee	Juan Banales & Holland White / Merl Craft Alt.	Ad Hoc	As needed	K. Pollot
Pittsburg Arts & Community Foundation	Merl Craft & S. Scales-Preston / Jelani Killings Alt.	Standing	As needed	G. Evans
Pittsburg Police Activities League (PAL)	S. Scales-Preston & Holland White / Juan Banales Alt.	Standing	Monthly	B. Addington
Power Company Advisory	S. Scales-Preston & Holland White / Merl Craft Alt.	Standing	As needed	D. Buchanan
Sister City Committee	Holland White & Merl Craft / Jelani Killings Alt.	Ad Hoc	As needed	K. Simonton
Successor Agency Subcommittee	Merl Craft & Jelani Killings / S. Scales-Preston Alt.	Standing	As needed	M. Aliotti

*Rotational Staff as assigned by City Manager
**Stipend of $209 per month
***Stipend of $100 per month

COMMISSION/SUBCOMMITTEE MEETING SCHEDULE

Following is a tentative list of currently scheduled Commission meetings for the upcoming month. For further information, please visit our website at www.ci.pittsburg.ca.us and click on the CALENDAR link for meetings, dates, times and locations.

Commission	Tentative Meeting Dates
Planning Commission	2nd and 4th Tuesdays
Community Advisory Commission	1st Wednesday

Planning Commission meetings are regularly held the second and fourth Tuesdays of the month in the Pittsburg City Hall Council Chambers.

Community Advisory Commission meetings are regularly held the first Wednesday of the month in the Pittsburg City Hall Council Chambers.

In addition to the Commission Meetings listed above, there are several Council Member Subcommittees that meet on an “as needed basis”. For a list of subcommittees that Council Members and staff are assigned to, please see the “Council Committee List” attached to the agenda.

Subcommittee Meetings that are anticipated to occur in the coming month vary. The meeting dates, times and locations for these meetings are yet to be determined. This information will be posted on the City’s website, www.ci.pittsburg.ca.us , as soon as it is determined. Please check the Calendar on the City’s website for information.

For further information, contact the City staff member assigned to that Commission or Subcommittee.

CITY OF PITTSBURG
HOUSING AUTHORITY MEETING MINUTES

DATE: November 18, 2019

LOCATION: Council Chamber, City Hall, 65 Civic Avenue, Pittsburg, CA 94565

CITY COUNCIL/AGENCY MEMBERS
Juan Antonio Banales, Mayor/Chair
Jelani Killings, Vice-Mayor/Chair Council/Agency Member
Marilyn Craft, Council/Agency Member
Holland Barrett White, Council/Agency Member
Shanelle Scales-Preston, Council/Agency Member
S.L. Floyd, Agency Member
Annie Hill Herring, Agency Member

APPOINTED OFFICIALS
Garrett Evans, City Manager/Executive Director
Donna Mooney, City Attorney/Legal Counsel
Alice E. Evenson, City Clerk/Agency Secretary (elected)
Nancy Parent, City Treasurer (elected)

CALL TO ORDER

Chair Banales called the meeting of the Housing Authority to order at 7:51 P.M. in the City Council Chamber at City Hall, 65 Civic Avenue, Pittsburg, California.

ROLL CALL

All Members were present.

CONSENT CALENDAR

On motion by Member Floyd, seconded by Member Herring to adopt and carried unanimously.

7. Minutes of October 14, 2019

8. Disbursement List of October 31, 2019

HOUSING AUTHORITY MEMBER REMARKS

There were no Housing Authority Member remarks.

ADJOURNMENT

The Housing Authority was adjourned at 7:52 P.M. to December 16, 2019.

Respectfully submitted,

Alice E. Evenson, Secretary

PITTSBURG HOUSING AUTHORITY

Disbursement List Summary

For the month of November 2019

	Ck#	Amount	HAP[1]	VASH[2]	UR[3]	Portability	Admin. Fee	TOTAL
VOUCHERS	149757-149893	1,593,961.12	1,196,120.59	123,047.28	10,746.41	260,258.00	3,788.84	1,593,961.12
	110119001-110119488							-
								-
	149894-149896	29,417.54	11,621.00	2,286.00	198.00	15,164.00	148.54	29,417.54
	111519001-111519018							-
								-
	TOTAL	1,623,378.66	1,207,741.59	125,333.28	10,944.41	275,422.00	3,937.38	$ 1,623,378.66

[1]Housing Assistance Payment [2]Veterans Affairs Supportive Housing [3]Utility Reimbursement

		Amount	Description	TOTAL
ADMINISTRATIVE EXPENSES	Paid to	$ 53,075.66	Full Time salaries	$ 53,075.66
	City of Pittsburg	$ -	Stipend	-
	(11/19 Operating	-	Part Time salaries	-
		129.89	Overtime salaries	129.89
		3,736.46	Retirement	3,736.46
		7,257.25	Retirement-Pension bonds	7,257.25
		14,969.61	Health Insurance	14,969.61
		-	CalPERS Unfunded Liability - Non Sworn	-
		340.59	Additional CalPERS Pension Contribution	340.59
		117.24	Life Insurance	117.24
		976.74	Dental Insurance	976.74
		2,775.26	Workers Comp	2,775.26
		324.61	Unemployment Insurance	324.61
		155.94	Disability Ins.	155.94
		4,126.03	FICA	4,126.03
		1,184.36	Deferred Compensation	1,184.36
		930.92	Allocated Retiree/Med/Vac Buy-Bk/Empl Term	930.92
		595.58	Pension 115 Trust	595.58
		2,675.33	Retiree OPEB Costs	2,675.33
		603.30	Office Supplies	603.30
		-	Computer Software	-
		-	Textbooks	-
		67.30	Postage	67.30
		-	Misc Equip & Furniture < $5,000	-
		172.84	Other Special Departmental Supplies	172.84
		1,140.12	Utilities (Gas, Electric & Water)	1,140.12
		151.96	Telephone - Regular	151.96
		-	Telephone - Other	-
		-	Membership Dues & Subscriptions	-
		-	Travel, Training, & Conference	-
		2,454.75	Insurance - Alloc Chgs	2,454.75
		-	Legal Fees	-
		-	Auditing Expense	-
		-	Settlement Hearing	-
		3,321.20	Other Contractual & Professional Service	3,321.20
		-	Advertising & Promotion	-
		-	Maintenance Agreements	-
		-	Maintenance & Repairs	-
		312.00	Equipment Rental	312.00
		2,375.00	Building Rental	2,375.00
		565.25	Fleet Maintenance Alloc Chgs	565.25
		1,734.75	Building Maintenance Alloc Chgs	1,734.75
		1,721.25	Information Systems Alloc Chgs	1,721.25
		-	Bad Debt Expense	-
		-	Other Fees	-
		4,735.58	Admin overhead paid to city	4,735.58
		-	Legal - Non Retainer/Non Reimbursable	-
		-	Capital Equipment & Furniture	-
		-	Misc Equip & Furniture < $5,000	-
		-	Other Special Departmental Supplies - Rental	-
		-	Utilities (Gas, Electric, & Water) - Rental	-
		-	Advertising & Promotion - Rental	-
		-	Other Contractual & Professional Service - Rental	-
		-	Maintenance & Repairs - Rental	-
		2,084.46	Property Tax payment - Rental	2,084.46
		213.59	Other fees - Rental	213.59
			Lighting & Landscape Assessment - Rental	-
		-	CCCERA Interfund Loan Payback	-
		1,556.67	Transfer-Out to OPEB (Unfunded Liabilities)	1,556.67
	TOTAL	116,581.49		116,581.49

	Ck#	Amount	Reason	TOTAL
VOIDED CHECKS & ADJUSTMENTS	11011924	(1,437.00)	ACH returned - account closed, reissued on 11/15/19	(1,437.00)
				-
				-
				-
				-
	TOTAL	(1,437.00)		$ (1,437.00)

NET of Issued and Voided $ 1,738,523.15

Lauren 12-3-19

Check Summary

November 1, 2019

Check Number	Check Date	Payee Tax ID	Payee	Amount
Housing Choice Voucher				
* 149757	11/1/19	*****6316	Alina D Arana	23.00
149758	11/1/19	*****2494	Amana K Cornish	27.00
149759	11/1/19	*****1508	Angela N Taylor	125.00
149760	11/1/19	*****9926	Annisha L Geran	61.00
149761	11/1/19	*****9373	Antonio R Nazareta	109.00
149762	11/1/19	*****8406	Ashley C Jackson	140.00
149763	11/1/19	*****2017	Ashley Davis	189.00
149765	11/1/19	*****0898	Burhan Nawabi	57.00
149766	11/1/19	*****2605	Charles C Robinson	9.00
149767	11/1/19	*****7655	Ciara Fagin	78.00
149768	11/1/19	*****3976	Darren M Thompson	23.00
149769	11/1/19	*****2319	Delfonse A Lewis	149.00
149770	11/1/19	*****1747	Dorothy T Paige	51.00
149771	11/1/19	*****2521	Erica W Kelley	34.00
149772	11/1/19	*****8647	Ernest Harris JR	133.00
149773	11/1/19	*****3840	Eva L Mangum	94.00
149775	11/1/19	*****4091	Joshua C Perez	80.00
149776	11/1/19	*****2309	Kawanda M Dotson	23.00
149777	11/1/19	*****7294	Khadijah Jackson	71.00
149778	11/1/19	*****7295	Kimberly Hardy	37.00
149779	11/1/19	*****7253	Laneava S Blanks	217.00
149780	11/1/19	*****5201	Laquita Dillon	85.00
149781	11/1/19	*****8123	Lashonda Crochett	9.00
149782	11/1/19	*****3960	Lyniece N Eddins	190.00
149783	11/1/19	*****6385	Marcia Price	144.00
149784	11/1/19	*****7280	Mareece M Harrison	23.00
149785	11/1/19	*****5133	Mary P Grigsby	3.00
149786	11/1/19	*****8042	Melissa J Perkins	200.00
149788	11/1/19	*****1697	Mieka L Bratton	49.00
149789	11/1/19	*****8275	Mildred G Botello	99.00
149790	11/1/19	*****6104	Monae J Coleman	117.00
149791	11/1/19	*****2674	Monika Smith	8.00
149792	11/1/19	*****3086	Montalabra T Perea	67.00
149793	11/1/19	*****9905	Nakisha Fountain	225.00

©2019, MRI Software LLC - All Rights Reserved.

149794	11/1/19 *****8665	Nieza M Burrus	133.00
149795	11/1/19 *****4119	Pashenia D Sanders	182.00
149796	11/1/19 *****8671	Patricia M Ingram	24.00
149798	11/1/19 *****6935	Samaiyah A Warren	154.00
149799	11/1/19 *****3403	Shanae V Washington	103.00
149800	11/1/19 *****1512	Shawn A Prince	37.00
149802	11/1/19 *****3542	Starr C Bronson	12.00
149803	11/1/19 *****5301	Tiffany N Butler	301.00
149806	11/1/19 *****5715	Latisha M Williams	168.00
149807	11/1/19 *****9283	Latoya C Roper	43.00
149808	11/1/19 *****7435	Mary L Parker	233.00
149809	11/1/19 *****2890	Raquel E Miller	41.00
149810	11/1/19 *****8147	Willa Gohegan	33.00
149811	11/1/19 *****8623	Kimberly A Limas	201.00
149812	11/1/19 *****0164	Bobbie J Royston	109.00
149813	11/1/19 *****4208	Ono c Rothschild	296.00
149814	11/1/19 *****2184	Evelyn Smith	53.00
149815	11/1/19 *****5175	Mary C Johnson	48.00
149816	11/1/19 *****9858	Livis J Sanders	122.00
149817	11/1/19 *****8612	Regina D Tucker	68.00
149818	11/1/19 *****9687	Carol J Davis	35.00
149819	11/1/19 *****0261	Verline Mason	18.00
149820	11/1/19 *****6015	Sherron A Camp	218.00
149821	11/1/19 *****1482	Tahira M Edwards	14.00
149822	11/1/19 *****0531	Akilah Z Parker	69.00
149823	11/1/19 *****5492	Michelle m Williams	14.00
149824	11/1/19 *****4842	Tyisha C Paulk	203.00
149825	11/1/19 *****7135	Michele N Nichols	92.00
149826	11/1/19 *****5626	Lashawn P Fields	65.00
149827	11/1/19 *****1903	Ebony D Loud	4.00
149828	11/1/19 *****5232	Kristina M Greer	16.00
149829	11/1/19 *****3113	Mannah S Parrott	233.00
149830	11/1/19 *****9728	Shelleda F Jackson	44.00
149831	11/1/19 *****0248	Abdul A Wardak	51.00
149832	11/1/19 *****3181	Shirley J Strausbaugh	8.00
149833	11/1/19 *****1015	Jessica D Parker	126.00
149834	11/1/19 *****2695	Monique Thompson	1.00
149835	11/1/19 *****4776	Birdie D Ajaebo	2.00
149836	11/1/19 *****5844	Daarina a Bey	143.00
149837	11/1/19 *****8122	Mikesha R Harp	67.00
149838	11/1/19 *****5298	Gloria F Nelson	23.00

©2019, MRI Software LLC - All Rights Reserved.

149839	11/1/19	*****0903	Virgie r Gray	78.00
149840	11/1/19	*****2822	Meo T Tran	7.00
149841	11/1/19	*****6507	Melissa R Griffin	23.00
149842	11/1/19	*****2140	Leslee r Rockett	52.00
149843	11/1/19	*****3869	Charlene M Best	110.00
149844	11/1/19	*****1062	Lateefah S Camacho	203.00
149845	11/1/19	*****4721	Ebony N Manning	83.00
149846	11/1/19	*****2217	Camille A Lascano	203.00
149847	11/1/19	*****6571	Tasha S Sargent	76.00
149848	11/1/19	*****9229	Sonia M Guevara	124.00
149849	11/1/19	*****8078	Lisa E Gordon	15.00
149850	11/1/19	*****5288	Nicole m Magnus	19.00
149851	11/1/19	*****1606	Tamika Brown	47.00
149852	11/1/19	*****8511	Tantasha Y Dutye	165.00
149853	11/1/19	*****5083	Crystal j Houston	185.00
149854	11/1/19	*****1696	Angela M Varela	81.00
149855	11/1/19	*****1885	Lakisha Mitchell	18.00
149856	11/1/19	*****8818	Lisa n Macpheators	197.00
149857	11/1/19	*****6573	Hermajo L Hoskins	38.00
149858	11/1/19	*****7561	Durrell L James	39.00
149859	11/1/19	*****5304	Tina M Nolen	218.00
149860	11/1/19	*****9996	Crystal A Wyrick	42.00
149861	11/1/19	*****2542	Sau C Ly	11.00
149862	11/1/19	*****0840	Dalisha L Bernstine	101.00
149863	11/1/19	*****6622	Dekima R Dotson	7.00
149864	11/1/19	*****6953	Nathan Banks JR	16.00
149865	11/1/19	*****3841	Hangama Karimi	141.00
149866	11/1/19	*****6605	Reshundrea M Walker	65.00
149867	11/1/19	*****2730	Jolene L Carlos	205.00
149868	11/1/19	*****6995	Graciela Arroyo	49.00
149869	11/1/19	*****0031	Tiaira A Modicue	198.00
149870	11/1/19	*****0195	Shanoria s Sasser	75.00
149871	11/1/19	*****7390	Masuda Nawabi	39.00
149872	11/1/19	*****0460	Earlinda L Brown	132.00
149873	11/1/19	*****1951	Vinisha D Thornton	76.00
149874	11/1/19	*****7822	Daudi K Edmond	48.00
149876	11/1/19	*****9326	Western Addition Apartments, LLC	1,821.00
149877	11/1/19	*****9810	Housing Authority of the County of Alameda	2,353.84
149878	11/1/19	*****0339	Shanda Arnold	1,805.00
149879	11/1/19	*****2979	Mr. Donald Rhodes C/O Paul Shatswell Estate	1,487.00

©2019, MRI Software LLC - All Rights Reserved.

149880	11/1/19	*****7079	Federal D Glover		**2,519.00**
149881	11/1/19	*****0849	Praveen Gupta		**1,793.00**
149882	11/1/19	*****0348	Hartz Property Management		**1,586.00**
149883	11/1/19	*****1057	Diamond Hillside Apartments		**1,279.00**
149884	11/1/19	*****0978	King County Housing Authority		**1,025.35**
149885	11/1/19	*****4593	Miaogen Lu		**1,949.00**
149886	11/1/19	*****3848	Leticia Carasi Malasig		**679.00**
149887	11/1/19	*****3124	Dante McDonald		**281.00**
149888	11/1/19	*****2593	Ba Nguyen Thu Thi Ngo		**3,476.00**
149889	11/1/19	*****9182	Lorene Paysinger		**1,791.00**
149890	11/1/19	*****7243	Linda Phon		**945.00**
149891	11/1/19	*****8651	Zaoxin Rong		**2,118.00**
149892	11/1/19	*****8191	Albert S Tam		**1,593.00**
149893	11/1/19	*****9322	Western Upper Haight Street Apartments, LLC		**1,955.00**
* 110119001	11/1/19	*****2626	9th Street Associates, LP	DD - ES	**2,985.00**
110119002	11/1/19	*****0229	Meerwais Abdiani	DD - ES	**899.00**
110119003	11/1/19	*****8167	ABJ Enterprises, Inc. dba Blue Line Property Management	DD - ES	**15,426.00**
110119004	11/1/19	*****6825	A Classey Corp. DBA: ACL Property Management	DD - ES	**2,088.00**
110119005	11/1/19	*****6232	Rosario Aguilar	DD - ES	**783.00**
110119006	11/1/19	*****5759	Rosa Aguirre	DD - ES	**2,116.00**
110119007	11/1/19	*****9530	Demetrius Alexander	DD - ES	**1,754.00**
110119008	11/1/19	*****9681	Dale Alvarez	DD - ES	**1,596.00**
110119010	11/1/19	*****0104	Cecilia Anderson	DD - ES	**2,643.00**
110119011	11/1/19	*****9111	Shawn Anderson	DD - ES	**1,681.00**
110119012	11/1/19	*****5951	Stoneman Apartments	DD - ES	**29,409.00**
110119013	11/1/19	*****5951	Stoneman Apartments	DD - ES	**22,066.00**
110119014	11/1/19	*****8701	Mariteresa Arenson c/o Select 1 Realty	DD - ES	**1,735.00**
110119015	11/1/19	*****0707	Sergeant or Sima Austin	DD - ES	**1,754.00**
110119016	11/1/19	*****4941	Shruti Motilal Ba-Harani	DD - ES	**2,292.00**
110119017	11/1/19	*****2764	Mel L. Banagan	DD - ES	**1,719.00**
110119018	11/1/19	*****4138	Carlos G. Barraza	DD - ES	**808.00**
110119019	11/1/19	*****3909	Ken Bartlett	DD - ES	**2,257.00**
110119020	11/1/19	*****5979	John Bedford	DD - ES	**1,083.00**
110119021	11/1/19	*****9093	Holly Beech	DD - ES	**3,043.00**
110119023	11/1/19	*****8614	Charles Bell and Camino Johnson-Bell	DD - ES	**1,662.00**
110119024	11/1/19	*****2521	Belmont Apartments	DD - ES	**30,075.00**

©2019, MRI Software LLC - All Rights Reserved.

110119025	11/1/19	*****2521	Belmont Apartments	DD - ES	**33,344.00**
110119026	11/1/19	*****2521	Belmont Apartments	DD - ES	**30,639.00**
110119027	11/1/19	*****2521	Belmont Apartments	DD - ES	**17,181.00**
110119028	11/1/19	*****5996	Alex Benjamen	DD - ES	**1,572.00**
110119029	11/1/19	*****6465	Tennyson Berry	DD - ES	**1,695.00**
110119030	11/1/19	*****8634	Bethel Global Development LLC	DD - ES	**1,742.00**
110119031	11/1/19	*****2209	Gina Bhatia	DD - ES	**2,891.00**
110119032	11/1/19	*****7075	Som N Bhatia	DD - ES	**3,969.00**
110119033	11/1/19	*****0602	Pinakin Bhatt	DD - ES	**2,386.00**
110119034	11/1/19	*****8470	Joseph B. Bachir	DD - ES	**1,626.00**
110119035	11/1/19	*****5924	Steven Booras	DD - ES	**2,265.00**
110119036	11/1/19	*****1438	2018-2 IH Borrower LP	DD - ES	**2,085.00**
110119037	11/1/19	*****2439	Rosie M Boyd	DD - ES	**2,498.00**
110119038	11/1/19	*****3037	Kelly Ann Bradford	DD - ES	**1,451.00**
110119039	11/1/19	*****6215	Janet Brown	DD - ES	**1,389.00**
110119040	11/1/19	*****7469	Jessica G. Platt	DD - ES	**1,485.00**
110119041	11/1/19	*****9783	Lauren H Brown	DD - ES	**1,753.00**
110119042	11/1/19	*****9954	Blue Sapphire Homes, Inc.	DD - ES	**2,273.00**
110119043	11/1/19	*****2142	Huong T. Bui	DD - ES	**4,666.00**
110119044	11/1/19	*****3187	Burga Family California Trust	DD - ES	**1,946.00**
110119047	11/1/19	*****3026	Jerome Busby	DD - ES	**1,545.00**
110119049	11/1/19	*****4042	Donnell I. Carson	DD - ES	**1,875.00**
110119050	11/1/19	*****9316	Caribe Partners	DD - ES	**1,493.00**
110119051	11/1/19	*****5079	Castle Creek Company, Inc.	DD - ES	**1,557.00**
			Trust Account		
110119052	11/1/19	*****6869	Cora Ann Chambers	DD - ES	**2,000.00**
110119053	11/1/19	*****6228	Gayle Chamberlain	DD - ES	**856.00**
110119054	11/1/19	*****0398	Kan Chuen Chan	DD - ES	**2,050.00**
110119055	11/1/19	*****5571	P. M. Chaobal	DD - ES	**2,499.00**
110119056	11/1/19	*****9661	Chao Chen	DD - ES	**663.00**
110119057	11/1/19	*****1853	Hong Chen	DD - ES	**4,568.00**
110119058	11/1/19	*****8946	Jienlin Chen	DD - ES	**2,293.00**
110119059	11/1/19	*****0128	Ping Chen	DD - ES	**2,209.00**
110119060	11/1/19	*****2680	Sherry Chen	DD - ES	**1,501.00**
110119061	11/1/19	*****4714	Wenhua Chen	DD - ES	**2,423.00**
110119062	11/1/19	*****5473	Hwa-Yoong Chiu	DD - ES	**2,400.00**
110119063	11/1/19	*****3211	Ada Choi	DD - ES	**2,176.00**
110119064	11/1/19	*****2454	Chun Ok Choi	DD - ES	**6,076.00**
110119065	11/1/19	*****0310	City of Pittsburg Housing Authority	DD - ES	**5,224.00**
110119066	11/1/19	*****3591	Juan F. Clara	DD - ES	**1,769.00**

©2019, MRI Software LLC - All Rights Reserved.

110119067	11/1/19	*****7054	Ping Cao	DD - ES	**1,094.00**
110119068	11/1/19	*****1362	College Park Housing Authority	DD - ES	**851.28**
110119069	11/1/19	*****9873	Angel Contreras	DD - ES	**2,860.00**
110119070	11/1/19	*****1814	Tonette Sharice Cooper	DD - ES	**2,689.00**
110119071	11/1/19	*****0855	Adolph Rudolph Cortesi III	DD - ES	**1,580.00**
110119072	11/1/19	*****5708	David Elmer Cortesi	DD - ES	**1,541.00**
110119073	11/1/19	*****0746	Contra Costa County Housing Authority	DD - ES	**2,886.35**
110119074	11/1/19	*****0746	Contra Costa County Housing Authority	DD - ES	**3,527.28**
110119075	11/1/19	*****0746	Contra Costa County Housing Authority	DD - ES	**1,533.35**
110119076	11/1/19	*****0746	Contra Costa County Housing Authority	DD - ES	**1,550.28**
110119077	11/1/19	*****0746	Contra Costa County Housing Authority	DD - ES	**1,393.28**
110119078	11/1/19	*****7194	Maria G. Costa	DD - ES	**771.00**
110119079	11/1/19	*****1944	Melonie C. Miles - Trustee Phillip Cotton and Freddie Cotton 2005 Trust	DD - ES	**2,007.00**
110119080	11/1/19	*****3772	Creekside Apartment Investors LLC DBA Creekside Village	DD - ES	**21,620.00**
110119081	11/1/19	*****3772	Creekside Apartment Investors LLC DBA Creekside Village	DD - ES	**25,229.00**
110119082	11/1/19	*****3772	Creekside Apartment Investors LLC DBA Creekside Village	DD - ES	**21,911.00**
110119083	11/1/19	*****3772	Creekside Apartment Investors LLC DBA Creekside Village	DD - ES	**3,061.00**
110119084	11/1/19	*****6569	Jeannette D. Crespo	DD - ES	**2,526.00**
110119085	11/1/19	*****7900	Patricia Crosby	DD - ES	**1,447.00**
110119086	11/1/19	*****7944	Leroy Currie Jr.	DD - ES	**1,147.00**
110119087	11/1/19	*****3327	Jorge Robert Dagys Delevan Catty Leticia Pajoluk	DD - ES	**1,899.00**
110119088	11/1/19	*****6248	Justin Dailey	DD - ES	**1,510.00**
110119089	11/1/19	*****8853	Antoinette Davis	DD - ES	**963.00**
110119090	11/1/19	*****2963	Audrey Davis	DD - ES	**920.00**
110119091	11/1/19	*****0396	Kesha E. Davis	DD - ES	**1,286.00**
110119092	11/1/19	*****8929	Kevin Davidson	DD - ES	**1,200.00**
110119093	11/1/19	*****4961	Paulette Davis	DD - ES	**1,651.00**
110119094	11/1/19	*****6115	Roshan M. Davis	DD - ES	**1,438.00**
110119095	11/1/19	*****9068	Jagdeep or Shashi Dayal	DD - ES	**4,407.00**
110119096	11/1/19	*****2031	Wayman Dea	DD - ES	**2,274.00**
110119097	11/1/19	*****8370	Charles Dellamore	DD - ES	**1,938.00**
110119098	11/1/19	*****5882	David De La Torre	DD - ES	**1,364.00**
110119100	11/1/19	*****1004	Brigitte P. Doan	DD - ES	**7,266.00**
110119101	11/1/19	*****3531	Anna Phuongnam Thi Do	DD - ES	**2,048.00**
110119102	11/1/19	*****9716	JoAnn or Larry Domina	DD - ES	**1,137.00**
110119103	11/1/19	*****6538	Linda Duong	DD - ES	**1,048.00**

©2019, MRI Software LLC - All Rights Reserved.

110119104	11/1/19	*****3406	Mercy Housing California XXXVIII East Leland Court Apartments	DD - ES	**4,062.00**
110119105	11/1/19	*****0372	Doris Engle Family Ltd Partnership c/o Select 1 Realty	DD - ES	**1,318.00**
110119106	11/1/19	*****3757	Alma B Espiritu	DD - ES	**1,705.00**
110119107	11/1/19	*****6095	Rosario Espejo	DD - ES	**1,825.00**
110119108	11/1/19	*****8122	Gerardo M. Esquivel	DD - ES	**1,348.00**
110119109	11/1/19	*****6027	Jianxin Fang Jia Liu	DD - ES	**4,458.00**
110119110	11/1/19	*****3835	Michael Mao C/O Jing Feng	DD - ES	**2,418.00**
110119111	11/1/19	*****8236	Anthony Ferrell	DD - ES	**1,749.00**
110119112	11/1/19	*****3881	FFAH Marina Heights LLC	DD - ES	**20,198.00**
110119113	11/1/19	*****3881	FFAH Marina Heights LLC	DD - ES	**17,503.00**
110119114	11/1/19	*****3881	FFAH Marina Heights LLC	DD - ES	**19,990.00**
110119115	11/1/19	*****2790	Barbara J. Fierner	DD - ES	**1,675.00**
110119116	11/1/19	*****9447	Joseph Field	DD - ES	**1,154.00**
110119117	11/1/19	*****7691	Hernan Roberto Figueroa	DD - ES	**1,362.00**
110119119	11/1/19	*****0962	Tochia D. Brewster Fleeton	DD - ES	**1,437.00**
110119120	11/1/19	*****5773	Alexander Flowers	DD - ES	**1,340.00**
110119121	11/1/19	*****1547	HomeForward (Housing Authority of Portland)	DD - ES	**1,737.55**
110119122	11/1/19	*****4032	Fox Creek Apartments	DD - ES	**24,845.00**
110119123	11/1/19	*****4032	Fox Creek Apartments	DD - ES	**9,425.00**
110119124	11/1/19	*****0284	Monica Fraga	DD - ES	**846.00**
110119125	11/1/19	*****6894	Rejois O. Frazier or Leroy Myers	DD - ES	**1,728.00**
110119126	11/1/19	*****6265	Mr. Darren Fuller	DD - ES	**1,384.00**
110119127	11/1/19	*****8997	Fan Fuller	DD - ES	**364.00**
110119128	11/1/19	*****7132	Cathy Fung	DD - ES	**2,534.00**
110119129	11/1/19	*****9634	Gialene Gaines	DD - ES	**1,750.00**
110119130	11/1/19	*****8306	Bao Wen Gao	DD - ES	**2,681.00**
110119131	11/1/19	*****6981	Adraine Gardner	DD - ES	**1,916.00**
110119132	11/1/19	*****4278	Antoinette L Garcia	DD - ES	**1,345.00**
110119133	11/1/19	*****7036	David Gardner	DD - ES	**2,095.00**
110119134	11/1/19	*****0785	Rupesh Garg Samantha Garg	DD - ES	**1,977.00**
110119135	11/1/19	*****2931	William H. Gardiner	DD - ES	**2,269.00**
110119136	11/1/19	*****5111	Gateway Apartments	DD - ES	**4,701.00**
110119137	11/1/19	*****5298	Parvindokht Ghaboulidashti	DD - ES	**1,103.00**
110119138	11/1/19	*****2770	Eva Gholson	DD - ES	**3,300.00**
110119139	11/1/19	*****1145	Vernon or Eva Gholson	DD - ES	**2,620.00**
110119140	11/1/19	*****5958	Jacqueline Gill	DD - ES	**1,695.00**
110119141	11/1/19	*****8187	Sukpran Gill	DD - ES	**1,493.00**

©2019, MRI Software LLC - All Rights Reserved.

110119142	11/1/19	*****6084	Gold A and S LLC	DD - ES	**2,507.00**
110119143	11/1/19	*****3032	Jesse Gonzaga	DD - ES	**2,063.00**
110119144	11/1/19	*****2367	Ting Gong	DD - ES	**2,251.00**
110119145	11/1/19	*****6940	Frances Greene	DD - ES	**2,107.00**
110119146	11/1/19	*****4872	Rodney Green	DD - ES	**1,176.00**
110119147	11/1/19	*****3361	Rupinder Grewal	DD - ES	**1,996.00**
110119148	11/1/19	*****7325	Patricia Gridley	DD - ES	**1,025.00**
110119149	11/1/19	*****6305	Italo Grossi	DD - ES	**1,570.00**
110119150	11/1/19	*****6721	Amparo Guardado Cesar Q. Guardado	DD - ES	**1,258.00**
110119151	11/1/19	*****0940	Krystle Guan	DD - ES	**4,372.00**
110119152	11/1/19	*****5987	Bob Gunson Real Estate C/O Julie Hang	DD - ES	**1,422.00**
110119153	11/1/19	*****5267	Abhilash Gupta	DD - ES	**3,250.00**
110119154	11/1/19	*****7930	Donald R. Watson, Sr.	DD - ES	**442.00**
110119155	11/1/19	*****2314	Nicole Hackett	DD - ES	**1,746.00**
110119156	11/1/19	*****6176	Asharfun Nisha Hafiz	DD - ES	**1,720.00**
110119157	11/1/19	*****0457	Jeffrey Paul Hagler	DD - ES	**3,612.00**
110119158	11/1/19	*****9827	Delores Jane Hall	DD - ES	**1,532.00**
110119159	11/1/19	*****4299	Clarence Jerome Hardison	DD - ES	**1,658.00**
110119160	11/1/19	*****6228	David L Hart	DD - ES	**1,779.00**
110119161	11/1/19	*****1769	Lawrence Harrold	DD - ES	**7,193.00**
110119162	11/1/19	*****7423	Delta Hawaii Garden Apartments LLC	DD - ES	**4,237.00**
110119163	11/1/19	*****5859	Chuanhu He	DD - ES	**1,810.00**
110119164	11/1/19	*****6728	David T. Hennigan	DD - ES	**16,238.00**
110119165	11/1/19	*****3097	Silvester C. Henderson	DD - ES	**3,943.00**
110119166	11/1/19	*****5221	Anna Hernandez	DD - ES	**1,512.00**
110119167	11/1/19	*****3423	Sally Lea Hickman	DD - ES	**1,493.00**
110119168	11/1/19	*****1603	Marva Hill	DD - ES	**632.00**
110119169	11/1/19	*****6255	Carl E. Hoard II	DD - ES	**515.00**
110119170	11/1/19	*****7386	Hanh Huu Hoang	DD - ES	**2,789.00**
110119171	11/1/19	*****4106	Albert Ho	DD - ES	**1,784.00**
110119172	11/1/19	*****2084	Annie Ho The Annie Ho Living Trust	DD - ES	**1,161.00**
110119173	11/1/19	*****8576	Joyce Ann Hoffman	DD - ES	**1,452.00**
110119174	11/1/19	*****7451	Gloria H. Holbrook	DD - ES	**1,521.00**
110119175	11/1/19	*****4543	Ronald G. Holmes	DD - ES	**950.00**
110119176	11/1/19	*****2768	Invitation Homes	DD - ES	**2,521.00**
110119177	11/1/19	*****5700	Tony Ho	DD - ES	**1,261.00**
110119178	11/1/19	*****9956	Cheng Huang	DD - ES	**2,899.00**
110119179	11/1/19	*****1535	Fanny Kao Huang	DD - ES	**2,223.00**
110119180	11/1/19	*****8816	Ming Zin Huang	DD - ES	**2,801.00**

©2019, MRI Software LLC - All Rights Reserved.

110119181	11/1/19	*****7984	Tao Huang	DD - ES	**6,753.00**
110119182	11/1/19	*****9084	Nancy Xiu Zhen Hu	DD - ES	**2,327.00**
110119183	11/1/19	*****6229	Thinh Trieu Huynh	DD - ES	**2,000.00**
110119184	11/1/19	*****0778	IGreen House Inc.	DD - ES	**1,189.00**
110119185	11/1/19	*****4320	IH2 Property West, L.P.	DD - ES	**1,361.00**
110119186	11/1/19	*****7951	IH5 Property West LP	DD - ES	**2,904.00**
110119187	11/1/19	*****7013	Eugene G. Imperato	DD - ES	**1,468.00**
110119188	11/1/19	*****8323	Keyee Investment LLC	DD - ES	**808.00**
110119189	11/1/19	*****1017	LaShon D Irving	DD - ES	**1,951.00**
110119190	11/1/19	*****0911	Mario Isidro	DD - ES	**1,955.00**
110119191	11/1/19	*****6821	Michael or Kay Isola	DD - ES	**1,110.00**
110119192	11/1/19	*****4913	Jabbarr Love	DD - ES	**1,321.00**
110119193	11/1/19	*****5120	Deepika Sameer Jain	DD - ES	**5,493.00**
110119194	11/1/19	*****4910	Sameer Jain	DD - ES	**5,719.00**
110119195	11/1/19	*****3307	Vishal S. Jain	DD - ES	**1,952.00**
110119196	11/1/19	*****1349	Jason Le	DD - ES	**2,561.00**
110119197	11/1/19	*****6917	Jian Xing Zhang	DD - ES	**1,493.00**
110119198	11/1/19	*****5506	Jason K. Johnson	DD - ES	**2,804.00**
110119199	11/1/19	*****8569	Ronita Johnson	DD - ES	**1,487.00**
110119200	11/1/19	*****8867	James Jones	DD - ES	**1,963.00**
110119201	11/1/19	*****2434	Sharon Jones	DD - ES	**1,756.00**
110119202	11/1/19	*****4905	Mostaeen B Jouya	DD - ES	**2,219.00**
110119203	11/1/19	*****3526	JPH Investment Trust	DD - ES	**2,493.00**
110119204	11/1/19	*****5647	Om Parkash Kalra	DD - ES	**3,183.00**
110119205	11/1/19	*****8425	Wei Kang	DD - ES	**4,216.00**
110119206	11/1/19	*****7429	Navkirandeep Kaur	DD - ES	**2,436.00**
110119207	11/1/19	*****6180	K. E. M. Group LLC	DD - ES	**1,899.00**
110119208	11/1/19	*****9411	Anthony Keslinke	DD - ES	**1,502.00**
110119209	11/1/19	*****2578	Faraz Ali Khan	DD - ES	**1,144.00**
110119210	11/1/19	*****0839	Alan T. Kilpatrick	DD - ES	**441.00**
110119211	11/1/19	*****0888	KW Kirker Creek, LLC	DD - ES	**2,993.00**
110119212	11/1/19	*****7475	Qi Yun Kuang	DD - ES	**6,510.00**
110119213	11/1/19	*****8506	Simon Kailiang Kuang	DD - ES	**1,658.00**
110119214	11/1/19	*****9316	Zdzislaw Kujawa	DD - ES	**1,337.00**
110119215	11/1/19	*****2585	Daniel Kwan	DD - ES	**3,525.00**
110119216	11/1/19	*****6229	Simon Chuen-Sang Kwong	DD - ES	**1,153.00**
110119217	11/1/19	*****8326	Thomas LaFleur	DD - ES	**1,487.00**
110119218	11/1/19	*****7845	Chow Kang Lam	DD - ES	**2,102.00**
110119219	11/1/19	*****6520	Shirley Manly-Lampkin	DD - ES	**1,032.00**
110119220	11/1/19	*****6102	Maria Lara	DD - ES	**1,608.00**
110119221	11/1/19	*****7975	Peter C. Larsen	DD - ES	**1,449.00**

©2019, MRI Software LLC - All Rights Reserved.

110119222	11/1/19	*****2401	Kevin Lassair Terrilyn Lassair	DD - ES	**1,954.00**
110119223	11/1/19	*****4732	Latif, LLC	DD - ES	**2,917.00**
110119224	11/1/19	*****8107	Marnita G. Lawson	DD - ES	**1,093.00**
110119225	11/1/19	*****2293	LCSTAR, LLC	DD - ES	**4,745.00**
110119226	11/1/19	*****0984	Dao Tran Le	DD - ES	**550.00**
110119227	11/1/19	*****8548	Jack Wai Lee	DD - ES	**2,046.00**
110119228	11/1/19	*****1755	Siu Wan Windytiti Lee	DD - ES	**1,926.00**
110119229	11/1/19	*****2527	Steven Lee	DD - ES	**1,131.00**
110119230	11/1/19	*****5289	Yuhjen Juang Lee	DD - ES	**1,790.00**
110119231	11/1/19	*****7087	Huy Nguyen Le	DD - ES	**2,700.00**
110119232	11/1/19	*****1860	Lena Le	DD - ES	**897.00**
110119233	11/1/19	*****3782	Joseph C. Lerma	DD - ES	**1,016.00**
110119234	11/1/19	*****3555	Yiping I. and Frederic Leroudier	DD - ES	**2,100.00**
110119235	11/1/19	*****3410	John M. Leung	DD - ES	**7,292.00**
110119236	11/1/19	*****3743	May Leung or Rodney Chen	DD - ES	**3,788.00**
110119237	11/1/19	*****2110	Peter Leung	DD - ES	**2,551.00**
110119238	11/1/19	*****5185	Fortunee Lichaa	DD - ES	**936.00**
110119239	11/1/19	*****3386	James J. Busby and Irvin Deutcher a Partnership DBA Crestview Apartments	DD - ES	**9,391.00**
110119240	11/1/19	*****0416	Faqiang Li	DD - ES	**681.00**
110119241	11/1/19	*****8871	Jie Li	DD - ES	**1,984.00**
110119242	11/1/19	*****7827	Jinhuan Li	DD - ES	**1,524.00**
110119243	11/1/19	*****9346	Joshua Li	DD - ES	**1,437.00**
110119244	11/1/19	*****5495	Jian S Lin	DD - ES	**1,669.00**
110119245	11/1/19	*****2649	Tim Lindstrom c/o AAA Property Management	DD - ES	**1,133.00**
110119246	11/1/19	*****3881	Vivian Y Li	DD - ES	**516.00**
110119248	11/1/19	*****0050	Wei Min Li	DD - ES	**1,712.00**
110119249	11/1/19	*****9003	Ying Hong Li	DD - ES	**1,007.00**
110119250	11/1/19	*****0198	Belkis Zhong Li	DD - ES	**2,894.00**
110119251	11/1/19	*****1646	Paul Long	DD - ES	**2,429.00**
110119252	11/1/19	*****1474	Los Medanos Village Apartments	DD - ES	**17,984.00**
110119253	11/1/19	*****7531	Tony or Yvonne Louie	DD - ES	**1,393.00**
110119254	11/1/19	*****1790	Valerie Love	DD - ES	**544.00**
110119255	11/1/19	*****5602	Marshall & Sonya Lowe	DD - ES	**1,116.00**
110119256	11/1/19	*****3708	Anthony Charles Loyola	DD - ES	**1,300.00**
110119257	11/1/19	*****7720	Jose Loza	DD - ES	**693.00**
110119258	11/1/19	*****2354	Andrew Kin Lui	DD - ES	**5,259.00**
110119259	11/1/19	*****4658	Wei Liu Guangxin Frank Liu	DD - ES	**1,871.00**

©2019, MRI Software LLC - All Rights Reserved.

110119260	11/1/19	*****7843	The Entrust Group, Inc. FBO Theodore Lum IRA (acct #34892)	DD - ES	**1,740.00**
110119261	11/1/19	*****1821	Curtis H. Lundberg	DD - ES	**581.00**
110119262	11/1/19	*****1596	Kenneth Luong	DD - ES	**1,581.00**
110119263	11/1/19	*****1494	Xiangwen Lu	DD - ES	**2,767.00**
110119264	11/1/19	*****2147	Chi Vien Ly	DD - ES	**1,607.00**
110119265	11/1/19	*****5430	Kiet A. Ly	DD - ES	**1,794.00**
110119266	11/1/19	*****6525	Madelyn Ann Massey Trustee of the 2017 Massey Family Trust	DD - ES	**1,640.00**
110119267	11/1/19	*****5865	Rakesh Madra	DD - ES	**3,229.00**
110119268	11/1/19	*****2191	Radha Mahesram	DD - ES	**1,939.00**
110119269	11/1/19	*****7358	Mahnoor Tariq	DD - ES	**2,670.00**
110119270	11/1/19	*****4372	Jennifer Leung Ma	DD - ES	**3,256.00**
110119271	11/1/19	*****1989	Jeff Mann	DD - ES	**5,901.00**
110119272	11/1/19	*****5378	Glenn Marshall	DD - ES	**2,500.00**
110119273	11/1/19	*****2875	Marla Y Harrison	DD - ES	**537.00**
110119274	11/1/19	*****9317	Ramey J Marquez	DD - ES	**1,640.00**
110119275	11/1/19	*****4697	Elisa Aurora Martinez	DD - ES	**2,776.00**
110119276	11/1/19	*****9206	Demetria d Mason	DD - ES	**1,850.00**
110119277	11/1/19	*****6768	Matrixone Realty	DD - ES	**1,041.00**
110119278	11/1/19	*****5255	Helen McCarthy	DD - ES	**1,946.00**
110119279	11/1/19	*****7174	Samuel McCree	DD - ES	**1,239.00**
110119280	11/1/19	*****6494	Dorothy McDonald	DD - ES	**1,750.00**
110119282	11/1/19	*****1152	Janice K McLean	DD - ES	**1,700.00**
110119283	11/1/19	*****4675	Meadow Glen Apartments	DD - ES	**1,912.00**
110119284	11/1/19	*****9866	Tatung Mei	DD - ES	**3,564.00**
110119285	11/1/19	*****4316	Joel Mejia	DD - ES	**614.00**
110119286	11/1/19	*****5245	Jinyu Meng	DD - ES	**761.00**
110119287	11/1/19	*****4885	Sabine Menzel	DD - ES	**5,250.00**
110119288	11/1/19	*****0133	Mercedes P. Johnson	DD - ES	**561.00**
110119289	11/1/19	*****8272	Hector Meza	DD - ES	**1,650.00**
110119290	11/1/19	*****9885	Andrew S Miloslavich	DD - ES	**1,668.00**
110119291	11/1/19	*****7437	Perchak Properties for Carol Miller	DD - ES	**1,940.00**
110119292	11/1/19	*****9782	Maryann Miller	DD - ES	**1,194.00**
110119293	11/1/19	*****2618	Carlos J Miranda	DD - ES	**702.00**
110119294	11/1/19	*****0772	Hassan Mirabedi	DD - ES	**7,923.00**
110119295	11/1/19	*****6741	Gwendolyn Mitchell	DD - ES	**3,798.00**
110119296	11/1/19	*****7083	Ronnie Eric Moffett Estate	DD - ES	**2,018.00**
110119297	11/1/19	*****6340	Moe Mojaddidi	DD - ES	**3,000.00**
110119298	11/1/19	*****0985	Rodney Montgomery or Sharon Montgomery	DD - ES	**1,647.00**
110119299	11/1/19	*****4676	Erik L Morris	DD - ES	**2,131.00**

©2019, MRI Software LLC - All Rights Reserved.

110119300	11/1/19	*****3624	Diane Morin	DD - ES	1,790.00
110119301	11/1/19	*****3642	Eva Munn	DD - ES	952.00
110119302	11/1/19	*****8820	Brien Brothers, LLC C/O Mynd Management, IC.	DD - ES	1,618.00
110119303	11/1/19	*****0105	Ehsan Nabkel	DD - ES	3,088.00
110119304	11/1/19	*****9276	Fariba Naji	DD - ES	1,861.00
110119305	11/1/19	*****6234	Shinder Paul Narabut	DD - ES	7,135.00
110119306	11/1/19	*****0054	NC Associates, Inc.	DD - ES	16,581.00
110119307	11/1/19	*****9180	Michael Nelson	DD - ES	2,339.00
110119308	11/1/19	*****5257	Guy Nesbeth	DD - ES	2,953.00
110119309	11/1/19	*****1072	Dominic Y Ng	DD - ES	3,300.00
110119310	11/1/19	*****3604	Knowland Ging Ng	DD - ES	4,749.00
110119311	11/1/19	*****8594	Patrick Ng Mike Perry, Property Manager	DD - ES	1,716.00
110119312	11/1/19	*****0738	Hieu Nguyen	DD - ES	2,033.00
110119313	11/1/19	*****7154	Huy Quang Nguyen	DD - ES	2,419.00
110119314	11/1/19	*****8307	Mai Thi Thanh Nguyen	DD - ES	1,925.00
110119315	11/1/19	*****4366	Quyen Nguyen	DD - ES	1,900.00
110119316	11/1/19	*****8241	Tieu Nguyen	DD - ES	1,358.00
110119317	11/1/19	*****2660	Nichole Nicholson	DD - ES	2,303.00
110119318	11/1/19	*****7265	Ernest Nichols III	DD - ES	3,184.00
110119319	11/1/19	*****6497	Peter Niloufari	DD - ES	5,105.00
110119321	11/1/19	*****8129	Kevin Nord Nord Investment Real Estate	DD - ES	1,350.00
110119322	11/1/19	*****0056	Richard A Norte	DD - ES	2,603.00
110119323	11/1/19	*****2286	North State Financial, Inc.	DD - ES	1,501.00
110119324	11/1/19	*****7171	New Way Management Services, Inc.	DD - ES	18,203.00
110119325	11/1/19	*****1194	Jennifer Odei	DD - ES	1,439.00
110119326	11/1/19	*****5572	Dwight J Owens	DD - ES	652.00
110119327	11/1/19	*****1780	Diane Oles	DD - ES	1,754.00
110119328	11/1/19	*****4543	Esosa A. Omokaro	DD - ES	2,186.00
110119329	11/1/19	*****0588	Orange County Housing Authority Orange County Housing Authority	DD - ES	2,304.27
110119330	11/1/19	*****3741	Sandra L Ortiz	DD - ES	1,822.00
110119331	11/1/19	*****1081	Chinenye Osuagwu	DD - ES	2,582.00
110119332	11/1/19	*****9139	Olubukola Amoke Oyebade	DD - ES	2,462.00
110119333	11/1/19	*****3324	Mutlu Ozer	DD - ES	1,807.00
110119334	11/1/19	*****4083	Pacific Living, LLC	DD - ES	2,769.00
110119335	11/1/19	*****7811	Hemangini & Vijendra Patel	DD - ES	2,106.00
110119336	11/1/19	*****0885	Kokila Patel	DD - ES	1,023.00
110119337	11/1/19	*****0346	Patiala, LLC Deepinder Kaur or Ajay Singh	DD - ES	2,282.00

©2019, MRI Software LLC - All Rights Reserved.

110119338	11/1/19	*****8684	Virendra M. Patel	DD - ES	**1,105.00**
110119339	11/1/19	*****8047	Jason Pauline	DD - ES	**1,351.00**
110119340	11/1/19	*****1939	Paula D. Williams	DD - ES	**2,014.00**
110119341	11/1/19	*****5165	Scott Pease	DD - ES	**1,262.00**
110119342	11/1/19	*****3278	Maria Del Carmen Perez	DD - ES	**239.00**
110119343	11/1/19	*****6784	Lowde Y. Perkins	DD - ES	**919.00**
110119344	11/1/19	*****8225	Shiv Pertab	DD - ES	**2,805.00**
110119345	11/1/19	*****4893	Cong Thi Pham	DD - ES	**2,511.00**
110119346	11/1/19	*****0958	Pittsburg Park Apartments	DD - ES	**3,154.00**
110119347	11/1/19	*****1097	Bay Point Orphans Fund, LLC	DD - ES	**3,219.00**
110119348	11/1/19	*****7605	Portofino Apartments	DD - ES	**7,612.00**
110119349	11/1/19	*****8826	Prime Metropolis Properties, Inc.	DD - ES	**5,419.00**
110119350	11/1/19	*****2849	IH5 Property West LP	DD - ES	**2,381.00**
110119351	11/1/19	*****3398	Marples Property Management	DD - ES	**3,321.00**
110119352	11/1/19	*****4650	A. Meadows Property Management	DD - ES	**1,415.00**
110119353	11/1/19	*****6551	Parks Properties	DD - ES	**1,726.00**
110119354	11/1/19	*****7789	Stokley Properties LLC Harbor	DD - ES	**2,268.00**
110119355	11/1/19	*****8055	Property Upsurge, Inc.	DD - ES	**7,712.00**
110119356	11/1/19	*****0782	Amjad Qaqish	DD - ES	**783.00**
110119357	11/1/19	*****9542	Sam or Sonia Quinones	DD - ES	**1,800.00**
110119358	11/1/19	*****4029	Amos Radford	DD - ES	**1,451.00**
110119359	11/1/19	*****1034	Kuljit P Raju	DD - ES	**1,302.00**
110119360	11/1/19	*****2261	Paramjit K. Raju	DD - ES	**3,060.00**
110119361	11/1/19	*****3452	Christopher Ramirez	DD - ES	**1,837.00**
110119362	11/1/19	*****8489	Enrique or Stacy Ramirez	DD - ES	**548.00**
110119363	11/1/19	*****2162	Erika Ramirez	DD - ES	**1,309.00**
110119365	11/1/19	*****6068	David Raughton	DD - ES	**1,772.00**
110119366	11/1/19	*****8337	RayCaro Inc.	DD - ES	**3,026.00**
110119367	11/1/19	*****8227	Croskey Real Estate, Inc.	DD - ES	**1,855.00**
110119368	11/1/19	*****6703	Amerasia Real Estate Fund LLC	DD - ES	**4,728.00**
110119369	11/1/19	*****7083	Reliant - Woods Grove, LP	DD - ES	**14,943.00**
110119370	11/1/19	*****7349	Eric Franklin Remson	DD - ES	**1,336.00**
110119371	11/1/19	*****9215	Kameryn Victoria Ray	DD - ES	**2,851.00**
110119372	11/1/19	*****9321	Roger Riley	DD - ES	**1,901.00**
110119373	11/1/19	*****4562	Rising Investments LLC	DD - ES	**2,360.00**
110119374	11/1/19	*****4809	Robert W. Daniels	DD - ES	**2,416.00**
110119375	11/1/19	*****0694	Jason Ruffin	DD - ES	**2,862.00**
110119376	11/1/19	*****4579	Elvira Ruiz	DD - ES	**1,578.00**
110119377	11/1/19	*****5248	Constance Russell	DD - ES	**1,087.00**
110119378	11/1/19	*****8536	Ms. Meuy Saelee	DD - ES	**2,958.00**
110119379	11/1/19	*****3871	Maridel P Santos	DD - ES	**1,597.00**

©2019, MRI Software LLC - All Rights Reserved.

110119380	11/1/19	*****3011	Alicia Saucedo	DD - ES	**1,218.00**
110119381	11/1/19	*****7615	Gregory Paul Schulz	DD - ES	**1,091.00**
110119382	11/1/19	*****9954	Richard M. Sciortino	DD - ES	**2,358.00**
110119383	11/1/19	*****7031	Jacqueline Selinger	DD - ES	**1,534.00**
110119384	11/1/19	*****5346	Young Sook Seroy	DD - ES	**1,724.00**
110119385	11/1/19	*****1446	Mohinder Sharma	DD - ES	**1,003.00**
110119386	11/1/19	*****7239	Shailesh & Bela Patel	DD - ES	**3,528.00**
110119387	11/1/19	*****1357	Mohammad Shekib	DD - ES	**1,946.00**
110119388	11/1/19	*****1370	James Shipe, c/o Richard Grijalva, East Cty Brokers	DD - ES	**1,946.00**
110119389	11/1/19	*****5981	Yihui Shi	DD - ES	**1,721.00**
110119390	11/1/19	*****7789	Siena Court Apartments	DD - ES	**9,986.00**
110119391	11/1/19	*****7396	Sierra Pacific Properties Peppertree Apartments	DD - ES	**4,319.00**
110119392	11/1/19	*****7396	Sierra Pacific Properties Woodland Hills Apartments	DD - ES	**11,620.00**
110119393	11/1/19	*****6650	Frank M. Siino	DD - ES	**896.00**
110119394	11/1/19	*****8035	Joseph Michael Siino	DD - ES	**1,525.00**
110119395	11/1/19	*****5399	Gloria Silva	DD - ES	**681.00**
110119396	11/1/19	*****8407	Marc J. Simpson	DD - ES	**1,455.00**
110119397	11/1/19	*****3639	Raman Singh	DD - ES	**2,121.00**
110119398	11/1/19	*****6058	Son Singh	DD - ES	**1,521.00**
110119399	11/1/19	*****0700	Crystal Situ	DD - ES	**1,505.00**
110119400	11/1/19	*****3853	Lakesha Michelle Smith Lionel R Smith	DD - ES	**1,975.00**
110119401	11/1/19	*****4970	Molly Smith	DD - ES	**1,870.00**
110119402	11/1/19	*****9092	Sherritta M Smith	DD - ES	**1,004.00**
110119403	11/1/19	*****0670	Southern Nevada Regional Housing Authority	DD - ES	**1,361.11**
110119404	11/1/19	*****2032	Cinthia Sosa	DD - ES	**2,165.00**
110119405	11/1/19	*****6977	Angela E. Robinson-Spencer	DD - ES	**2,000.00**
110119407	11/1/19	*****5343	Deborah Steppe	DD - ES	**2,046.00**
110119408	11/1/19	*****1601	George W. Stephens	DD - ES	**1,661.00**
110119409	11/1/19	*****5308	R R Rentals	DD - ES	**1,700.00**
110119411	11/1/19	*****1808	Jezzy Sukaemi	DD - ES	**2,518.00**
110119412	11/1/19	*****7479	Ms. Li Su	DD - ES	**2,571.00**
110119413	11/1/19	*****8534	Suma Aryaei	DD - ES	**2,702.00**
110119414	11/1/19	*****1235	Summit Venture Group, LLC	DD - ES	**2,364.00**
110119415	11/1/19	*****6168	Kamaljeet Surila	DD - ES	**1,570.00**
110119416	11/1/19	*****0399	Joyce Hui Sy	DD - ES	**6,451.00**
110119417	11/1/19	*****1242	Hamed Tafaghodi Alexis Tafaghodi	DD - ES	**1,367.00**
110119418	11/1/19	*****3190	Sha Sha Teng	DD - ES	**2,456.00**

©2019, MRI Software LLC - All Rights Reserved.

110119419	11/1/19	*****6283	Yun Teng Weijie Zhang	DD - ES	**2,008.00**
110119420	11/1/19	*****9166	Ms. Natasha Terry	DD - ES	**2,282.00**
110119421	11/1/19	*****2164	Quyen Minh Thai	DD - ES	**2,000.00**
110119422	11/1/19	*****9314	Silvia Thein and Ada Choi	DD - ES	**1,779.00**
110119423	11/1/19	*****7191	Tequila Nashannon Thornton	DD - ES	**1,161.00**
110119424	11/1/19	*****4049	ChingJen Tong	DD - ES	**1,703.00**
110119425	11/1/19	*****1714	Yoway Wilson Tong	DD - ES	**1,671.00**
110119426	11/1/19	*****1405	Lourdes or Raymond Tovar	DD - ES	**1,825.00**
110119427	11/1/19	*****2094	Raphael Minhtuyen Tran	DD - ES	**2,825.00**
110119428	11/1/19	*****1327	Thuy Tran	DD - ES	**1,250.00**
110119429	11/1/19	*****6165	Thanh Van Trinh	DD - ES	**1,506.00**
110119430	11/1/19	*****1650	Ms. Wendie Hue Trinh	DD - ES	**2,493.00**
110119431	11/1/19	*****3572	Nhan Chi Truong	DD - ES	**978.00**
110119432	11/1/19	*****5313	Sean Thuyet Truong	DD - ES	**1,290.00**
110119433	11/1/19	*****9321	Van Truong	DD - ES	**1,658.00**
110119434	11/1/19	*****8392	Xavier Van Truong	DD - ES	**5,972.00**
110119435	11/1/19	*****5553	David Tseng	DD - ES	**3,207.00**
110119436	11/1/19	*****2907	Frank Lokeni Uu Martha Jauregui Morales	DD - ES	**1,743.00**
110119437	11/1/19	*****4582	Lidia Valladares	DD - ES	**2,165.00**
110119438	11/1/19	*****0250	Victor D Valenzuela	DD - ES	**1,635.00**
110119439	11/1/19	*****3371	Gary D. Vasconcellos	DD - ES	**1,438.00**
110119440	11/1/19	*****8457	Sareena Lata Velu	DD - ES	**2,109.00**
110119441	11/1/19	*****9682	Nuno G Vieira	DD - ES	**4,332.00**
110119442	11/1/19	*****7391	Kim Uyen Minh Vu	DD - ES	**1,377.00**
110119443	11/1/19	*****2720	Stephen Cordell Wafer	DD - ES	**1,063.00**
110119444	11/1/19	*****2768	Huan Rong Wang	DD - ES	**1,366.00**
110119445	11/1/19	*****6924	Lining Wan	DD - ES	**1,863.00**
110119446	11/1/19	*****6945	Wei Wang	DD - ES	**1,980.00**
110119447	11/1/19	*****1634	Yu Ruo Wang	DD - ES	**2,165.00**
110119448	11/1/19	*****7593	Ms. Brigitte Warren C/O Perry Realty Team	DD - ES	**2,450.00**
110119449	11/1/19	*****5502	Mildred Lucille Washington	DD - ES	**1,996.00**
110119451	11/1/19	*****4384	Wenying Chang	DD - ES	**2,123.00**
110119452	11/1/19	*****5295	Holly Wen	DD - ES	**1,205.00**
110119453	11/1/19	*****4908	Lewis White & Ruth White Elma Ruth White	DD - ES	**4,895.00**
110119455	11/1/19	*****7867	Ms Adrienne Wilson C/O Gabe Essoe	DD - ES	**1,758.00**
110119456	11/1/19	*****5057	Kathleen and John Wilson	DD - ES	**1,275.00**

©2019, MRI Software LLC - All Rights Reserved.

110119457	11/1/19	*****8702	Kathy D. Williams	DD - ES	**2,796.00**
110119458	11/1/19	*****5480	Tasia La Vonda Williams	DD - ES	**2,378.00**
110119459	11/1/19	*****5026	Windeler Development Group, Inc.	DD - ES	**1,245.00**
110119460	11/1/19	*****1862	Danny Ching-Yam Wong	DD - ES	**1,565.00**
110119461	11/1/19	*****1157	Har Pan Wong	DD - ES	**7,154.00**
110119462	11/1/19	*****6356	Joanne Wong	DD - ES	**1,690.00**
110119463	11/1/19	*****1060	Kinney Ming Wong	DD - ES	**1,300.00**
110119464	11/1/19	*****2784	Vincent Wong	DD - ES	**2,600.00**
110119465	11/1/19	*****1853	WR Properties, Inc.	DD - ES	**4,565.00**
110119466	11/1/19	*****3962	Hong Wu	DD - ES	**3,580.00**
110119467	11/1/19	*****3698	Zhang Jin Wu	DD - ES	**3,240.00**
110119469	11/1/19	*****2651	Sheree Wynn	DD - ES	**2,186.00**
110119470	11/1/19	*****5388	Jian Ai Xuan	DD - ES	**1,940.00**
110119471	11/1/19	*****4644	Chao Xu	DD - ES	**2,696.00**
110119472	11/1/19	*****3880	Ping Ping Xu Keming Wang	DD - ES	**3,585.00**
110119473	11/1/19	*****4383	Yifan Ye Mike Perry, Property Manager	DD - ES	**2,561.00**
110119474	11/1/19	*****2366	Karl Yick C/O Teresita D. Pereira	DD - ES	**1,864.00**
110119475	11/1/19	*****6779	Sally Yip	DD - ES	**1,449.00**
110119476	11/1/19	*****6210	Yong Qiang Lu	DD - ES	**1,771.00**
110119477	11/1/19	*****6178	Chris Kui You	DD - ES	**2,381.00**
110119478	11/1/19	*****7622	Yee Yue Cheung	DD - ES	**1,256.00**
110119479	11/1/19	*****8664	Mohammad Zalmaiyar	DD - ES	**2,154.00**
110119480	11/1/19	*****0668	Guangyu Zhang	DD - ES	**1,468.00**
110119481	11/1/19	*****7638	Jielu Zhao	DD - ES	**1,156.00**
110119482	11/1/19	*****2940	Wei Bin Zhang or Gao Wei	DD - ES	**1,731.00**
110119483	11/1/19	*****3259	Xirong Zhao	DD - ES	**1,804.00**
110119484	11/1/19	*****4367	Xiang Yang Zheng	DD - ES	**2,400.00**
110119485	11/1/19	*****3830	Joy Yi Zhou	DD - ES	**2,489.00**
110119486	11/1/19	*****7805	Shengguo Zhu	DD - ES	**4,730.00**
110119487	11/1/19	*****6132	Ying Zhu	DD - ES	**5,239.00**
110119488	11/1/19	*****4651	Weijie Zhang	DD - ES	**1,247.00**

©2019, MRI Software LLC - All Rights Reserved.

Housing Choice Voucher		
	HAP	1,456,378.59
	UR	10,345.41
	Damage Claim	0.00
	Vacancy Claim	0.00
	Administrative Fee	866.94
	FSS Escrow Account	0.00
	Shelter Plus Security Deposit	0.00
	Other	0.00
	All Payments	**$1,467,590.94**

Check Summary

November 1, 2019

Check Number	Check Date	Payee Tax ID	Payee		Amount
VASH					
149764	11/1/19	*****0064	Ayaanna R Ireland		**85.00**
149774	11/1/19	*****8461	Irvin Brown		**18.00**
149787	11/1/19	*****5735	Michael Wimmer		**170.00**
149797	11/1/19	*****7726	Quamie Golliday		**83.00**
149801	11/1/19	*****2665	Stacy Smith		**13.00**
149804	11/1/19	*****2982	Timothy P Harrington		**1.00**
149805	11/1/19	*****7845	Troy Mills		**31.00**
149875	11/1/19	*****9325	JOW & AAW, LLC		**1,594.00**
149877	11/1/19	*****9810	Housing Authority of the County of Alameda		**1,604.42**
110119009	11/1/19	*****4636	Felipe Amarante	DD - ES	**1,479.00**
110119019	11/1/19	*****3909	Ken Bartlett	DD - ES	**2,632.00**
110119022	11/1/19	*****7492	Adrienne Kelly Belton	DD - ES	**1,060.00**
110119045	11/1/19	*****8860	Joe Burns	DD - ES	**1,069.00**
110119046	11/1/19	*****8764	William Joseph Burgoyne	DD - ES	**746.00**
110119048	11/1/19	*****2513	Clara Beatriz Cardenas	DD - ES	**1,493.00**
110119073	11/1/19	*****0746	Contra Costa County Housing Authority	DD - ES	**11,235.69**
110119074	11/1/19	*****0746	Contra Costa County Housing Authority	DD - ES	**11,341.20**
110119075	11/1/19	*****0746	Contra Costa County Housing Authority	DD - ES	**9,815.70**
110119076	11/1/19	*****0746	Contra Costa County Housing Authority	DD - ES	**10,777.91**
110119077	11/1/19	*****0746	Contra Costa County Housing Authority	DD - ES	**2,534.84**
110119080	11/1/19	*****3772	Creekside Apartment Investors LLC DBA Creekside Village	DD - ES	**5,676.00**
110119081	11/1/19	*****3772	Creekside Apartment Investors LLC DBA Creekside Village	DD - ES	**4,326.00**

©2019, MRI Software LLC - All Rights Reserved.

110119082	11/1/19	*****3772	Creekside Apartment Investors LLC DBA Creekside Village	DD - ES	**7,090.00**
110119083	11/1/19	*****3772	Creekside Apartment Investors LLC DBA Creekside Village	DD - ES	**1,212.00**
110119099	11/1/19	*****9507	Olga M. Disney	DD - ES	**1,169.00**
110119104	11/1/19	*****3406	Mercy Housing California XXXVIII East Leland Court Apartments	DD - ES	**603.00**
110119112	11/1/19	*****3881	FFAH Marina Heights LLC	DD - ES	**890.00**
110119113	11/1/19	*****3881	FFAH Marina Heights LLC	DD - ES	**3,986.00**
110119114	11/1/19	*****3881	FFAH Marina Heights LLC	DD - ES	**1,110.00**
110119118	11/1/19	*****8096	Robert Fitzstephens Rob Fitzstephens	DD - ES	**1,602.00**
110119123	11/1/19	*****4032	Fox Creek Apartments	DD - ES	**545.00**
110119136	11/1/19	*****5111	Gateway Apartments	DD - ES	**4,162.00**
110119153	11/1/19	*****5267	Abhilash Gupta	DD - ES	**1,730.00**
110119164	11/1/19	*****6728	David T. Hennigan	DD - ES	**2,119.00**
110119247	11/1/19	*****1547	Paul Livson	DD - ES	**1,551.00**
110119281	11/1/19	*****6342	James & Diana Gail McDonald c/o Yolanda McDonald	DD - ES	**1,500.00**
110119320	11/1/19	*****9886	Northstar Financial Group, LLC	DD - ES	**5,363.00**
110119352	11/1/19	*****4650	A. Meadows Property Management	DD - ES	**431.00**
110119364	11/1/19	*****7228	Ramsey Horton	DD - ES	**1,265.00**
110119367	11/1/19	*****8227	Croskey Real Estate, Inc.	DD - ES	**1,572.00**
110119368	11/1/19	*****6703	Amerasia Real Estate Fund LLC	DD - ES	**5,145.00**
110119369	11/1/19	*****7083	Reliant - Woods Grove, LP	DD - ES	**3,488.00**
110119390	11/1/19	*****7789	Siena Court Apartments	DD - ES	**818.00**
110119406	11/1/19	*****3465	Ramzi D Srouji	DD - ES	**1,661.00**
110119410	11/1/19	*****0437	Suisun City Housing Authority	DD - ES	**867.42**
110119427	11/1/19	*****2094	Raphael Minhtuyen Tran	DD - ES	**1,776.00**
110119450	11/1/19	*****4563	Isidoro Weitzman	DD - ES	**2,045.00**
110119453	11/1/19	*****4908	Lewis White & Ruth White Elma Ruth White	DD - ES	**1,663.00**
110119454	11/1/19	*****9380	Tracy J. Whitehead	DD - ES	**282.00**
110119465	11/1/19	*****1853	WR Properties, Inc.	DD - ES	**1,700.00**
110119468	11/1/19	*****2556	Drewcillia Wyatt	DD - ES	**1,239.00**

©2019, MRI Software LLC - All Rights Reserved.

VASH

HAP	123,047.28
UR	401.00
Damage Claim	0.00
Vacancy Claim	0.00
Administrative Fee	2,921.90
FSS Escrow Account	0.00
Shelter Plus Security Deposit	0.00
Other	0.00
All Payments	**$126,370.18**

Grand Total

HAP	1,579,425.87
UR	10,746.41
Damage Claim	0.00
Vacancy Claim	0.00
Administrative Fee	3,788.84
FSS Escrow Account	0.00
Shelter Plus Security Deposit	0.00
Other	0.00
All Payments	**$1,593,961.12**

HAP (Regular)	$ 1,196,120.59
HAP (VASH)	123,047.28
HAP (Port-In)	244,054.00
HAP (Port-Out)	16,204.00
Utility Reimbursement	10,746.41
Admin Fee	3,788.84
Total	$ 1,593,961.12

DD - 1,549,963.91+
CKS — 43,997.61
1,593,961.12*+

Laura Mer

PWO 10/28/19

©2019, MRI Software LLC - All Rights Reserved.

Check Summary

November 15, 2019

	Check Number	Check Date	Payee Tax ID	Payee		Amount
Housing Choice Voucher						
*	149894	11/15/19	*****5232	Danielle M Thomas		**183.00**
	149895	11/15/19	*****0434	Lakeishia B Pettus		**15.00**
	149896	11/15/19	*****9325	JOW & AAW, LLC		**1,372.00**
*	111519001	11/15/19	*****5726	Jane Alexander	DD - ES	**931.00**
	111519002	11/15/19	*****2521	Belmont Apartments	DD - ES	**440.00**
	111519003	11/15/19	*****9661	Chao Chen	DD - ES	**1,487.00**
	111519005	11/15/19	*****3881	FFAH Marina Heights LLC	DD - ES	**219.00**
	111519006	11/15/19	*****3566	Mahavir Gill Mahavir S Gill Sr	DD - ES	**6,163.00**
	111519007	11/15/19	*****2036	Brandi Jackson c/o Perry Realty Team	DD - ES	**2,120.00**
	111519008	11/15/19	*****5120	Deepika Sameer Jain	DD - ES	**1,717.00**
	111519009	11/15/19	*****4732	Latif, LLC	DD - ES	**500.00**
	111519010	11/15/19	*****9346	Joshua Li	DD - ES	**1,437.00**
	111519011	11/15/19	*****5865	Rakesh Madra	DD - ES	**1,660.00**
	111519012	11/15/19	*****7793	Dennis Meyer Kinetic Real Estate/ Marelise Navaroo	DD - ES	**1,487.00**
	111519013	11/15/19	*****0054	NC Associates, Inc.	DD - ES	**1,179.00**
	111519014	11/15/19	*****8805	Alonso R. Perez	DD - ES	**1,493.00**
	111519015	11/15/19	*****4650	A. Meadows Property Management	DD - ES	**2,340.00**
	111519016	11/15/19	*****5762	Husam Mousa Qana	DD - ES	**1,888.00**
	111519017	11/15/19	*****7239	Shailesh & Bela Patel	DD - ES	**107.00**
	111519018	11/15/19	*****2940	Wei Bin Zhang or Gao Wei	DD - ES	**245.00**

Housing Choice Voucher		
	HAP	26,785.00
	UR	198.00
	Damage Claim	0.00
	Vacancy Claim	0.00
	Administrative Fee	0.00
	FSS Escrow Account	0.00
	Shelter Plus Security Deposit	0.00
	Other	0.00
	All Payments	**$26,983.00**

©2019, MRI Software LLC - All Rights Reserved.

Check Summary

November 15, 2019

Check Number	Check Date	Payee Tax ID	Payee		Amount
VASH					
111519004	11/15/19	*****0746	Contra Costa County Housing Authority	DD - ES	**2,434.54**

VASH

HAP	2,286.00
UR	0.00
Damage Claim	0.00
Vacancy Claim	0.00
Administrative Fee	148.54
FSS Escrow Account	0.00
Shelter Plus Security Deposit	0.00
Other	0.00
All Payments	**$2,434.54**

Grand Total

HAP (Regular)	$	11,621.00
HAP (VASH)		2,286.00
HAP (Port-In)		15,164.00
HAP (Port-Out)		-
Utility Reimbursement		198.00
Admin Fee		148.54
Total	$	29,417.54

HAP	29,071.00
UR	198.00
Damage Claim	0.00
Vacancy Claim	0.00
Administrative Fee	148.54
FSS Escrow Account	0.00
Shelter Plus Security Deposit	0.00
Other	0.00
All Payments	**$29,417.54**

0.*

DD — 27,847.54+
CKS — 1,570.00+
29,417.54*+

[illegible] 11/13/19
[illegible] 11/12/19

©2019, MRI Software LLC - All Rights Reserved.

Payment History List

November 6, 2019

Check Date	Check #	Payee Account #	Payee	Tenant	Agcy	Prgm	Type	VMS Date	Amount	Voided	Cleared
11/01/2019	11011924	***-**-9346	Joshua Li	Rodgers,	1	3	HAP	11/01/2019	$1437.00	☐	☐
11/06/2019	11011924	***-**-9346	Joshua Li	Rodgers,	1	3	HAP	11/01/2019	-$1437.00	☐	☐

$0.00

ACH Returned - A/C closed
will reissue @ 11/15/19
ck run

OFFICE OF THE CITY MANAGER/EXECUTIVE DIRECTOR
65 Civic Avenue
Pittsburg, CA 94565

TO: Mayor and Council Members

FROM: Garrett Evans, City Manager

SUBJECT: Adoption of a City Council Resolution Allocating Funding and Approving the Five-Year Capital Improvement Program for Fiscal Years 2019/20 Through 2023/24

MEETING DATE: December 16, 2019

EXECUTIVE SUMMARY

The Five-Year Capital Improvement Program (CIP) for fiscal years 2019/20 through 2023/24 includes projects for construction of new facilities and infrastructure, and for the expansion, rehabilitation, or replacement of City-owned assets. The attached Resolution will approve the CIP for fiscal years 2019/20 through 2023/24 and allocate funds to 8 projects.

FISCAL IMPACT

The total estimated cost of the 227 projects (funded and un-funded) in the CIP exceeds $393 million. Included within the CIP are 22 projects for which the City Council previously allocated $5,922,427 with adoption of the Fiscal Year 2019/20 City Operating Budget. Staff is requesting allocation of $1,460,000 for 8 additional projects. Attached to this report is Exhibit “A” Funding Allocations which lists the project and the requested allocation.

RECOMMENDATION

City Council adopt the attached resolution approving the Five-Year Capital Improvement Program for Fiscal Years 2019/20 through 2023/24 and allocating $1,460,000 to 8 projects as shown on Exhibit “A” Funding Allocations.

BACKGROUND

The City’s Five-Year Capital Improvement Program (CIP) is a multi-year plan for construction of new facilities and infrastructure, and for expansion, rehabilitation, or replacement of existing City-owned assets. The CIP is developed by staff and is adopted by the City Council as a guide for prioritization of various projects to accomplish community goals. The CIP is updated on an annual basis to reflect changing priorities and funding availability, and to add new projects and remove projects that have been completed or are no longer needed.

On October 1, 2018, the City Council adopted Resolution 18-13532, adopting the Capital Improvement Program for Fiscal Years 2018/19 through 2022/23.

Staff developed the attached update to the CIP for fiscal years 2019/20 through 2023/24 through meetings and review of various studies, master plans, maintenance histories, available funding, and other sources.

On June 17, 2019, the City Council adopted Resolution 19-13643, approving the City's operating budget for Fiscal Year 2019/20. The Resolution also included allocation of $5,922,427 for 22 projects included in the CIP.

On September 4, 2019, staff presented a draft of the updated CIP to the City's Community Advisory Commission for their comments.

On September 24, 2019, the Planning Commission adopted Resolution 10132, affirming conformance of the CIP with the City's adopted General Plan.

On October 21, 2019, staff presented a detailed overview of the Capital Improvement Program to the City Council at its regularly scheduled meeting.

On November 18, 2019, the City Council received a brief follow-up presentation of the CIP, and after a brief discussion, tabled consideration of its adoption until the next regularly scheduled meeting.

SUBCOMMITTEE FINDINGS

On September 9, and on October 28, 2019, the Ad Hoc CIP Subcommittee reviewed a draft CIP and made recommendations regarding presentation of the final document to the City Council, including information regarding prioritization of projects for funding.

STAFF ANALYSIS

The proposed 5-Year CIP for FY 2019/20 through 2023/24 reflects previous actions taken by the City Council to allocate funding to CIP projects, as well as a request for allocations of $1,460,000 to projects prioritized for construction (Exhibit A). The CIP also references anticipated funding allocations for future years that are not requested at this time.

Projects included in the Five-Year CIP it must meet one or more of the following conditions:
- Elimination of potentially hazardous or unsafe conditions and potential liability
- Replacement of high-maintenance, inefficient or ineffective infrastructure
- Improvement to and/or creation of new services to the public
- Compliance with regulatory requirements and mandates
- Stimulation of the local economy and elimination of blighted conditions
- Compliance with the City of Pittsburg General Plan
- Preservation of existing assets

The following projects are already funded or are requested to be funded for FY 19/20:

1. ST-26 2018/19 Citywide Traffic Calming Project – Will improve safety on roadways as recommended by the City Engineer. (Elimination of potentially hazardous or unsafe conditions and potential liability.)

2. ST-28 West Leland Road Street Lighting Project (Railroad Avenue to Crestview Drive and Crestview Drive at Delta DeAnza Trail Crossing) – After utilities are underground on this segment of West Leland Road, new streetlights will be installed including one light at the Delta DeAnza Trail Crossing to improve visibility. (Replacement of high-maintenance, inefficient or ineffective infrastructure.)

3. ST-41 2018/19 Fence/ Soundwall/ Streetlight Replacement/ Installation Project – Will improve safety and replace deteriorated/damaged infrastructure at locations recommended by the Public Works Department and City Engineer. (Replacement of high-maintenance, inefficient or ineffective infrastructure.)

4. ST-42 West Leland High Friction Surface Treatment – Will implement a high friction surface on West Leland Road in five locations at curves and intersection approaches. (Elimination of potentially hazardous or unsafe conditions and potential liability.)

5. ST-52 2018/19 Citywide Striping & Signage – Will improve safety and replace striping and signs at locations recommended by the Public Works Department and City Engineer. (Preservation of existing assets.)

6. ST-73 Patch Paving, Sealing & Striping – Preventative maintenance aimed at mitigating future failures of streets and street segments. (Replacement of high-maintenance, inefficient or ineffective infrastructure.)

7. ST-96 Citywide Arterial Median Conversion Project – The locations and priorities will be determined by Public Works staff and the City Engineer to provide adequate areas for maintenance staff working within the medians on arterial streets. (Elimination of potentially hazardous or unsafe conditions and potential liability.)

8. ST-98 2019/20 Street Maintenance Project: This project will use a three-layer pavement treatment on residential streets in Highlands Meadows neighborhood. Location determined based on Pavement Management System and staff input. (Preservation of existing assets.)

9. ST-99 SB-1 2019/20 Pavement Management – This project will repair and preserve the pavement on West Leland Road from South Broadway to Railroad Avenue using a variety of techniques to extend the useful life of the roadway. (Preservation of existing assets.)

10. S-8 2019/20 Traffic Signal Modification Project – Will improve safety and effectiveness of signal timing and equipment at locations recommended by Public Works Department and City Engineer. (Replacement of high-maintenance, inefficient or ineffective infrastructure.)

11. W-6 WTP Capital Repairs and Improvements – Will replace equipment that has lasted beyond its service life at the City's water treatment plant. (Replacement of high-maintenance, inefficient or ineffective infrastructure.)

12. W-8 2020/21 Water Main Installation/Replacement Program – Replace water main, services and valves that have become maintenance problems in the Pittsburg Heights neighborhood. (Replacement of high-maintenance, inefficient or ineffective infrastructure.)

13. W-11 Automatic Water Meter Reading System – Will continue the multi-year program to install more efficient automatic water meters for all City customers at remaining locations throughout the City. (Improvement to and/or creation of new services to the public.)

14. W-34 Water Treatment Plant Disinfection Modifications and Conversion – Convert disinfection process to sodium hypochlorite. (Compliance with regulatory requirements, elimination of potentially hazardous or unsafe conditions and potential liability.)

15. W-39 2021/22 Filter Media Replacement – Replacement of expended filter media at the City's water treatment plant. (Preservation of existing assets.)

16. W-107 Bodega Court Water System Loop Project – Tie-in 4-inch and 20-inch water main for system redundancy. (Improvement to and/or creation of new services to the public.)

17. SS-34 2016/17 Sewer Replacement/Rehabilitation Program – Replace existing infrastructure that requires a high amount of maintenance on Willow Pass Road, Bayside Knolls Subdivision and in the Cornwall Subdivision north of School Street. (Replacement of high-maintenance, inefficient or ineffective infrastructure.)

18. B-2 Corporation Yard Fueling System Replacement Project – Upgrades to fleet fueling system including new piping, fueling island, single wall tank replacement with above ground tanks, new dispensers, island cover and new concrete pad to meet new State regulatory requirements. (Replacement of high-maintenance, inefficient or ineffective infrastructure.)

19. B-5 Police Evidence & Intake Room Improvements – Renovation of existing facility for more efficient use of the space for evidence and storage. (Improvement to and/or creation of new services to the public.)

20. B-56 Police Department Women's Locker Room Expansion - Expand the women's locker room at City Hall to provide adequate facilities for current Police Department staffing. (Improvement to and/or creation of new services to the public.)

21. PK-4 Annual Playground Replacement Project – Will reconstruct or improve playgrounds at parks as recommended by Recreation and Public Works departments to improve safety, add new playground elements, and reduce liability to the City. (Replacement of high-maintenance, inefficient or ineffective infrastructure.)

22. PK-8 Biennial Playfield Replacement – Will replace playfields that have deteriorated. (Replacement of high-maintenance, inefficient or ineffective infrastructure.)

23. PK-9 Annual Park Features Replacement Project – Will replace features at City parks that have deteriorated such as drinking fountains, picnic tables, benches, lighting, pavement, and ADA accessibility as recommended by the Recreation and Public Works Departments. (Replacement of high-maintenance, inefficient or ineffective infrastructure.)

24. PK-13 Park and Landscaping Improvement Project – Replacement or removal of high maintenance amenities and landscaping at parks, medians, and landscaping areas. (Replacement of high-maintenance, inefficient or ineffective infrastructure.)

25. PK –15 Annual Citywide Park Sign Replacement Program – This annual project will replace destination signs at public parks and facilities throughout the City. (Replacement of high-maintenance, inefficient or ineffective infrastructure.)

26. PP-2 Duct Bank/ Vault Replacements – Will replace infrastructure critical for system reliability and “backbone” expansion as recommended by Island Energy management. (Improvement to and/or creation of new services to the public.)

27. PP-4 Re Purpose Station E (Bldg. 801) – Includes architectural assessment and treatments, space planning, permitting, addition of items including offices, meeting areas, break room, indoor plumbing, HVAC, and related personnel and office appurtenances. (Preservation of existing assets.)

28. PP-5 Waterfront Area Reliability Project – modernization of up to 8 electrical substations serving the Mare Island waterfront area. (Replacement of high-maintenance, inefficient or ineffective infrastructure.)

29. PP-8 Outage Recovery Project – This project will provide capital resources to immediately respond to Pittsburg Power Company electrical and natural gas outages in the interest of the timely restoration of services and assurance of public safety. (Elimination of potentially hazardous or unsafe conditions and potential liability.)

30. M-11 Marina Infrastructure Repair & Replacement – This project will repair or replace aging infrastructure above and beyond normal maintenance at the Marina. (Replacement of high-maintenance, inefficient or ineffective infrastructure.)

Projects that have been partially funded for design and bidding only, will eventually need additional funding before construction can occur. Once bids are opened for these projects, staff will determine the amount and source of additional funds that will be required to complete the projects and request that City Council consider allocation of additional funds.

The Five-Year CIP provides information on potential funding sources for projects, including grants and developer funding. Staff has forecast estimated revenues for the duration of the CIP and has identified available funding sources in the document.

Projects that include grants typically receive the grant reimbursement during and after construction. The amount of funds from developers to support projects listed in the CIP that are anticipated to receive developer funding may not be known until negotiations are complete and agreements are executed.

In compliance with the City’s Fiscal Sustainability Ordinance (Ordinance 12-1363), the proposed CIP project expenditures do not reduce estimated reserves for enterprise fund balances below 30% of operating costs.

Staff will continue to update the CIP annually to account for completed projects, changes in priorities, and changes in funding availability. Additionally, as priorities change, staff may return to City Council to request funding for projects as they are identified.

ATTACHMENTS: Resolution
Exhibit “A”-Funding Allocations
FY 2019/20-23/24 Capital Improvement Program

Report Prepared By: Gina Haynes, Senior Civil Engineer

BEFORE THE CITY COUNCIL OF THE CITY OF PITTSBURG

In the Matter of:

A Resolution Allocating Funding and Approving the Five-Year Capital Improvement Program for Fiscal Years 2019/20 through 2023/24	))))	RESOLUTION NO. 19-

The Pittsburg City Council FINDS AND DETERMINES as follows:

WHEREAS, the City of Pittsburg's Five-Year Capital Improvement Program (CIP) is a multi-year plan for construction of new facilities and infrastructure, and for the expansion, rehabilitation, or replacement of existing City-owned assets, and

WHEREAS, the Five-Year CIP is updated annually to reflect changing priorities and funding availability, and to add new projects or remove projects that have been completed; and

WHEREAS, on October 1, 2018, the City Council adopted Resolution 18-13532, approving the Five-Year Capital Improvement Program for Fiscal Years 2018/19 through 2022/23; and

WHEREAS, Staff has prepared an update to the Five-Year Capital Improvement Program to include Fiscal Years 2019/20 through 2023/24; and

WHEREAS, on June 17, 2019, the City Council adopted Resolution 19-13643, approving the City's operating budget for Fiscal Year 2019/20 and appropriating funds for Fiscal Year 2019/20; and

WHEREAS, Resolution 19-13643, allocated $5,922,427 for 22 projects that are included in the CIP; and

WHEREAS, on September 4, 2019, staff presented a draft of the updated CIP to the City's Community Advisory Commission for their comments; and

WHEREAS, on September 24, 2019, the Planning Commission adopted Resolution 10131, affirming conformance of the CIP with the City of Pittsburg adopted General Plan; and

WHEREAS, the projects included in the CIP have been recommended and prioritized by staff; and

WHEREAS, additional funding allocations of $1,460,000 to 8 projects included in the Five-year Capital Improvement Program for Fiscal Year 2019/20 through 2023/24. These projects are listed on Exhibit "A", Funding Allocation spreadsheet attached to the Staff Report; and

WHEREAS, in compliance with Ordinance 12-1363, proposed CIP project expenditures do not reduce estimated reserves for enterprise fund balances below 30% of operating costs.

NOW, THEREFORE, the City Council DOES RESOLVE as follows:

Section 1.
The City Council hereby approves the Five-Year Capital Improvement Program for fiscal years 2019/20 through 2023/24.

Section 2.
The City Council hereby authorizes additional allocations of $1,460,000 to 8 projects included in the Five-year Capital Improvement Program for Fiscal Year 2019/20 through 2023/24 as listed in Exhibit “A”, Funding Allocation spreadsheet attached to the Staff Report.

Section 3.
The City Manager is hereby authorized to execute such further documents and take such further actions as may be necessary or appropriate to carry out the City’s obligations pursuant to completion of the projects included in the adopted Five-Year CIP.

Section 4.
The City Clerk shall certify to the adoption of this Resolution.

PASSED AND ADOPTED by the City Council of the City of Pittsburg at a regular meeting on the 16th day of December 2019, by the following vote:

AYES:
NOES:
ABSTAINED:
ABSENT:

_____
Jelani Killings, Mayor

ATTEST:

_____
Alice E. Evenson, City Clerk

Exhibit "A"- Funding Allocations

2019//20 through 2023/24 5-Year CIP

Project Number	Project Name	Estimated Cost	Previously Allocated and other Funding	Previously Allocated and other Funding Source	Total Previously Allocated and other Funds	New Allocation Requested	Requested Allocation Source	Total New Allocation Requested	Resulting Total Project Funding
ST-28	West Leland Road Lighting Project (Railroad to Cretview & Crestview/Delta DeAnza Trail	760,000	735,000	HUTA CCIF	$458,000 $277,000	25,000	PDF	25,000	760,000
ST-42	West Leland Road High Friction Surface Treatment	718,000	608,800	HSIP HUTA	$547,920 $60,880	110,000	MJ	110,000	718,000
ST-96	Citywide Arterial Median Conversion Project	145,000				25,000	MJ	25,000	25,000
W-34	WTP Disinfection Modification and Conversion	1,900,000				400,000	WRF (502)	400,000	400,000
W-107	Bodega Court Water System Loop Project	300,000				300,000	WOF	300,000	300,000
B-2	Corporation Yard Fueling System Replacement Project	400,000				400,000	Building & Fleet Maintenance	400,000	400,000
B-5	Police Evidence & Intake Room Improvements	150,000				150,000	Building Maintenance	150,000	150,000

Exhibit "A"- Funding Allocations

2019//20 through 2023/24 5-Year CIP

Project Number	Project Name	Estimated Cost	Previously Allocated and other Funding	Previously Allocated and other Funding Source	Total Previously Allocated and other Funds	New Allocation Requested	Requested Allocation Source	Total New Allocation Requested	Resulting Total Project Funding
B-56	Police Department Women's Locker Room Expansion	TBD				50,000	Building Maintenance	50,000	50,000
		TOTALS	**1,343,800**	**0**	**1,343,800**	**1,460,000**	**0**	**1,460,000**	**2,803,000**

Funding Request Summary

Key to Abbreviations

ME = Marina Enterprise (Fund 550)
GF = General Fund
PDF = Park Dedication Funds
WOF = Water Operations Funds
WRF = Water Facilities Reserve (WTP)
MJ = Measure J
RMRA = Road Maintenance and Rehabilitation Account

City of Pittsburg

FIVE YEAR

CAPITAL IMPROVEMENT PROGRAM

2019/20 Through 2023/24





DRAFT





October

2019

CITY OF PITTSBURG
2019/20-2023/24 FIVE-YEAR CAPITAL IMPROVEMENT PROGRAM

MAYOR
Juan Antonio Banales

VICE MAYOR
Jelani Killings

CITY COUNCIL
Merl Craft
Holland Barrett White
Shanelle Scales-Preston

CITY MANAGER
Garrett Evans

ASSISTANT CITY MANAGER/PUBLIC WORKS DIRECTOR
Fritz McKinley

COMMUNITY DEVELOPMENT DIRECTOR
Jill Hecht

CITY ENGINEER
Richard Abono, P.E.

PREPARED BY

Gina C. Haynes, P.E.
Senior Civil Engineer

October 2019

CONTRIBUTORS

Maria Aliotti
Director of Community Services

Brad Farmer
Finance Director

Kolette Simonton
Assistant Director of Economic Development & Recreation

Paul Reinders, P.E.
Senior Civil Engineer

Doug Buchanan
Power Company Manager

Hilario Mata
Assistant Public Works Director

Van DePiero
Harbormaster

Diane Agar
Accounting and Budget Manager

Kristin Pollot
Planning Manager

INTRODUCTION

INTRODUCTION

The City of Pittsburg's 5-Year Capital Improvement Program (CIP) is a multi-year planning instrument for construction of new facilities and infrastructure, and for the expansion, rehabilitation, or replacement of existing City-owned assets. The 5-Year CIP is developed by City Staff and is adopted by the City Council as a guide for prioritization of various projects to accomplish community goals. The CIP is updated regularly to reflect changing priorities and funding availability, and to remove projects that have been completed.

This 5-Year CIP for Fiscal Year (FY) 2019/20 through FY 2023/24 includes 224 projects with a total estimated cost of $400,651,081 for the benefit of the residents of Pittsburg, and projects proposed by Pittsburg Power Company at the Island Energy facility on Mare Island in Vallejo. Each of the proposed projects meets one or more of the following criteria:

- Elimination of potentially hazardous or unsafe conditions and potential liability
- Replacement of high-maintenance, inefficient or ineffective infrastructure
- Improvement to and/or creation of new services to the public
- Compliance with regulatory requirements and mandates
- Stimulation of the local economy and elimination of blighted conditions
- Compliance with the City of Pittsburg General Plan
- Preservation of existing assets

The schedule and prioritization of CIP projects are based on available funding, public benefit, and funding restrictions. Staff has solicited comments from department management and other City staff to evaluate projects proposed for inclusion in the CIP. All of the projects on the list have been evaluated and ranked.

Funding that is proposed for the projects listed are according to their priority ranking or available funding. Staff obtains funding projections and available funding for current and future projects from the City's Finance Department and applies them to the CIP accordingly. These projects will receive further evaluation in the next 5-Year CIP update planned for FY 2020/21.

ACCOMPLISHMENTS FROM FY 18/19

On October 1, 2018, the City Council approved the previous 5-year Capital Improvement Program for FY 2018/19 through FY 2022/23 with adoption of Resolution 18-13546. Many of the projects from the previous 5-year CIP have been completed or have had some form of action taken towards implementation. Below is a summary of accomplishments since the City Council's approval of the last 5-Year CIP update:

1. COMPLETED CIP PROJECTS

Completed CIP projects are those projects that have been completed since adoption of the previous 5-year CIP or are nearly complete. There are 9 CIP projects

that are completed or nearing completion since adoption of the previous 5-Year CIP. These projects include the following:

ST-3	2017/18 Traffic Calming Projects
ST-13	Railroad Avenue 3rd to 5th Street Sidewalk Improvement
T-14	Seismic Retrofit Bridge No. 28C-0165 (Willow Pass Road)
ST-17	SB1-West Leland Road Pavement Management
ST-19	2018/19 CDBG Curb Ramp Project
ST-20	San Marco Blvd. Class I Trail
S-7	Traffic Signal Modifications Citywide
B-4	Pittsburg Library Rooftop Solar System

2. ACTIVE CIP PROJECTS

Active projects are those projects that Staff is currently planning, are being designed or have been designed, are out to bid, or are under construction. There are twenty-five active projects. They include the following:

Current Planning/Studies:

G-1	City Standard Specification Update
G-2	Standard Details Update

Being Designed:

ST-2	BART Pedestrian/Bicycle Connectivity Project
ST-14	2019/20 CDBG Project
ST-36	James Donlon Boulevard Extension Project
ST-38	West Leland Road Pavement Markers/Markings and Speed Signage Improvements
ST-42	West Leland High Friction Surface Treatment
ST-28,38,43	West Leland Pavement Delineation, Warning Signage, High Visibility Crosswalk Improvements and Traffic Signal Modification at Range Road
ST-51	Stoneman Avenue Pedestrian Safety Improvements
ST-73	Patch Paving, Sealing & Striping
ST-98	2019/20 Street Maintenance Project
ST-99	SB-1 FY 19/20 Pavement Management
S-18	HSIP 9 Citywide Traffic Signal Improvement Project
SD-9	American Park Storm Drainage Project

Under Construction/Out for Bids:

ST-11	2018/19 Citywide Pavement Management
ST-28	West Leland Road Street Lighting (Railroad to Crestview)
S-8	Traffic Signal Modification

W-6	Water Treatment Plant Capital Repairs (Upgrade SCADA)
W-11	Automatic Water Meter Reading System (multi-year project)
SS-30	2014/15 Sewer/Water Replacement Program (Project 20)
SD-36	Montezuma Slough Pump Station Replacement Project
G-18	West Leland Road Underground Utilities
M-3	Marina Maintenance Dredging (Lowy Basin)

PROJECT CATEGORIES

The projects included in the FY 2019/20 - FY 2023/24 CIP have been divided into eight categories. These categories (with abbreviations) include:

Streets (ST)

This section includes street rehabilitation and reconstruction as well as medians, striping, curb & gutter, street lighting, and traffic calming.

Funding Sources:
Measure J, Developers, HUTA Gas Tax, RMRA Gas Tax, LTMF, and Infrastructure Repair and Replacement Funds (IRRF), are the primary sources of funding for street projects. Additional funding comes from various grants that are available through agencies on the federal, state, and local level.

Signals (S)

This section includes intersections that currently warrant a traffic signal, will warrant a signal in the near future, or need upgrades to the existing signals or signal timing.

Funding Sources:
The primary funding sources for signal projects are Measure J, Developers, HUTA Gas Tax, RMRA Gas Tax, LTMF, and Infrastructure Repair and Replacement Funds (IRRF). Additional funding can be provided by grants from outside agencies.

Water (W)

This section includes water system improvements that have been identified as a maintenance problem or are included in the Water System Master Plan as requiring installation or upgrade.

Funding Sources:
The primary funding sources for this category are Water Operations Fund, Water Facility Reserve Fund, 2005 Water Bond, and Developers.

Sewer (SS)

This section includes sewer system improvements that have been identified as a maintenance problem or are included in the Wastewater Collection System Master Plan as requiring installation or upgrade.

Funding Sources:
The primary funding sources for this category are Sewer Operations Fund, Sewer Facility Reserve and Developers.

Storm Drain (SD)

This section includes storm drainage improvements identified as a flood hazard, maintenance problem or included in the Stormwater Management Plan as requiring installation or upgrade.
Funding Sources:

The primary funding sources for this category are NPDES Fund (very limited and restricted), Developers, IRRF, and Kirker Creek Drainage Fund.

Building (B)

This section includes improvements, rehabilitation, or new construction of City-owned buildings.

Funding Sources:
General Fund

Parks (PK)

This section includes improvements, rehabilitation, or new construction of parks and recreational facilities throughout the City.

Funding Sources:
The primary funding sources for this category are Park Dedication Fund (PDF), and grants from outside agencies.

General (G)

This section includes projects that do not fall into any of the other categories but are included in the 5-Year CIP.

Funding Sources:
Funding varies due to the unique nature of these projects.

Pittsburg Power (PPC)

This section includes projects that are included in the 5-Year CIP for construction by Pittsburg Power (PP) or Island Energy (IE).

Funding Sources:
The primary funding sources for this category are the Pittsburg Power and Island Energy funds.

Marina (M)

This section includes projects that are in the 5-Year CIP related to the City owned and maintained marinas.

Funding Sources:
The primary funding sources for this category of projects are the Marina Enterprise Fund and Waterfront Operations.

FUNDING REQUIREMENTS AND ISSUES

Projects included in FY 2019/20 of the 5-year CIP are those that are a high priority and/or have available funding. Below is a description of funding requirements for each CIP category as well as potential funding issues that may be affecting a particular project category.

Street Projects (ST):
The current 5-year CIP identifies 64 street projects totaling $220 million that are included as future projects. Of these, 34 street projects totaling $26 million are already funded/partially funded or are planned to be funded within the next five years.

Funding Issues:
Streets in the City are ranked according to their condition on a scale of 1 to 100. This ranking is called the Pavement Condition Index (PCI). The more pavement maintenance that is performed, the higher the PCI number for the pavement will be. The current average PCI number for the City's streets is 62. To maintain the City's current average PCI number requires approximately $5.7 million per year of pavement maintenance.

Signal Projects (S):
The current 5-year CIP identifies twenty signal projects totaling $5.3 million that are included as future projects. Of these, six signal projects totaling approximately $1.7 million are already funded/partially funded or are planned to be funded within the next five years.

Funding Issues:
Installation of traffic signals is usually funded by Transportation Mitigation Funds, developers, or a combination of the two. For those signal projects not eligible for these funds, various grants, HUTA, RMRA, and Measure J funds are also available. However, use of HUTA, RMRA, and Measure J funds for this purpose reduces funding availability for street rehabilitation and maintenance projects. Signal equipment, upgrades, and maintenance compete for funding along with other pavement and O&M CIP projects.

Water Projects (W):
The current 5-year CIP identifies 27 water projects totaling nearly $57 million that are included as future projects. Of these, eleven water projects totaling $18 million are already funded/partially funded or are planned to be funded within the next five years.

Funding Issues:
The City's Water Operations Fund, which is comprised of customer service payments, is the usual source of funds for the rehabilitation, maintenance and upgrade of the City's water system. Projects that provide for system expansion are funded by new development through the Water Facility Reserve fund, which is derived from connection fees from new development.

Sewer Projects (SS):
The current 5-year CIP identifies 11 sewer projects totaling $34.7 million that are included as future projects. Of these, seven sewer projects totaling $28.4 million are already funded/partially funded or are planned to be funded within the next five years.

Funding Issues:
Rehabilitation, upgrade, and maintenance of the City's sanitary sewer system is usually funded by the City's Sewer Operation Fund, which is derived from customer service charges. Projects for system expansion are funded by new development connection facility reserve charges. Currently there are sufficient funds to finance new projects in the immediate future.

Storm Drain Projects (SD):
The current 5-year CIP identifies 47 storm drain projects totaling $31 million that are included as future projects. Of these, two storm drain projects totaling $1,175,000 are already funded within the next five years.

Funding Issues:
Installation, upgrade, and maintenance of the City's storm drain system have been typically funded by NPDES funds or grants. An additional source of funding for certain eligible projects is the Kirker Creek Drainage Fund, a restricted funding source. The amount available from each of these funding sources is very limited.

The City adopted a Fiscal Sustainability Ordinance that, among other things, created an Infrastructure Repair and Replacement Fund (IRRF) that could receive a portion of future City budget surpluses and excess one-time revenues. This fund would be used to fund repair and capital improvement projects related to the City's infrastructure including streets, roads, parking lots, and storm drains. These funds cannot be counted on as a regular funding source for storm drainage projects.

Staff has requested authorization to apply for a FEMA grant to help fund the currently planned storm drain project and one additional storm drain project.

Building Projects (B):
The current 5-year CIP identifies nine building projects totaling $14.1 million that are included as future projects. This does not include the Police Evidence Storage Building, that has not been sized and therefore no costs have been determined. Of these, four building projects totaling approximately $700,000 are already funded within the next five years.

Funding Issues:
Construction of new and improvements to existing City owned buildings were previously funded by the RDA. Other funding sources are grants and Park Dedication Funds. These funds do not contribute to the additional maintenance costs incurred once the new City owned facilities are in service. The City's Building Maintenance Fund covers ongoing maintenance of City-owned buildings.

Park Projects (PK):
The current 5-year CIP identifies 18 park projects totaling $15.8 million that are included as future projects. Of these, eight park projects totaling $2.9 million are already funded/partially funded or are planned to be funded within the next five years.

Funding Issues:
Construction of new parks and improvements to existing City parks are usually funded by the City's Park Dedication Fund (PDF). Other sources of funding have been grants.

Park construction grants and other funds typically are for construction of new improvements or rehabilitation of existing facilities, and do not provide for maintenance. Expenditure of these funds usually results in an increase to the Parks and Maintenance

Services' operational and maintenance costs. However, these funding sources can be used for improvements that may reduce maintenance costs, such as artificial turf or centralized irrigation. Due to the relative unavailability of operation and maintenance (O&M) funding, staff evaluates new park proposals carefully to consider future cost impacts and to identify funding for operational and maintenance costs. Construction of new parks or improvements may be postponed to a later date when additional funding is available.

New parks will need to account for potential droughts. Alternative sources of irrigation water or plant material will need to be evaluated as funding for new facilities becomes available.

Another source of funding needs to be identified to fund the O&M of new facilities and improvements, or new construction will need to be reduced or eliminated to ensure proper maintenance of existing facilities. One possible source of additional O&M funding for parks is an increase in the landscape and lighting district assessments.

General Projects (G):
The current 5-year CIP identifies seven general projects totaling $3.6 million that are included as future projects. Of these, two general projects totaling $1.5 million (including $1.4 million from Rule 20A funds administered by PG&E) are already funded/partially funded or are planned to be funded within the next five years.

Funding Issues:
Projects listed in the General Projects section of the CIP are funded by various sources. It is difficult to identify funds that are eligible for a majority of these projects other than the City's General Fund. An additional source of funding needs to be identified or created to fund the various projects in the General Projects category.

Pittsburg Power Projects (PP):
The current 5-year CIP identifies 14 Pittsburg Power Company projects totaling $6.3 million that are included as future projects. All of these seven totaling $2.7 million are already funded/partially funded or are planned to be funded within the next five years.

Funding Issues:
Projects listed in the Pittsburg Power Projects section of the CIP are funded by revenues collected by Island Energy (IE) and Pittsburg Power. These funds have occasionally been used to fund programs and projects within the City of Pittsburg. Projects currently included in the CIP as funded by Pittsburg Power or Island Energy are for power related projects at the Island Energy facility on Mare Island in Vallejo.

Marina Projects (M):
The current 5-year CIP identifies ten Marina projects totaling $12.8 million that are included as future projects. There are three capital project that partially funded with $1.0 million over the next five years.

Funding Issues:
Projects listed in the Marina Projects section of the CIP are generally funded by the revenue collected at the marina from gasoline sales and boat slip rentals. If other funding sources are not identified, there may be a need to increase fees and prices to increase revenues to pay for construction of additional CIP projects.

CAPITAL IMPROVEMENT PROGRAM SUMMARY

The following table summarizes the total estimated project expenditures planned, by category, for the projects included in the 5-Year CIP. The table also indicates the projected year those funds are anticipated to be expended. At this time new funding will be requested only for projects planned to begin design or construction in FY 2019/20. The remaining projects for FY 2019/20 through 2023/24 are projections based on estimates for project costs and funds available. This table includes only projects that are anticipated to be funded during the 5-year period. Additional projects are included in the Capital Improvement Program that have been identified but are not yet planned to be funded. Amounts in the Current Funding column have previously been allocated by City Council through other actions.

Project Category	Current Funding ($)	FY 2019-20 ($)	FY 2020-21 ($)	FY 2021-22 ($)	FY 2022-23 (S)	FY 2023-24 ($)	Total ($)
Streets	15,164,500	2,073,627	4,230,888	1,664,805	1,580,000	1,604,000	26,317,820
Signals	1,065,600	135,000	135,000	135,000	135,000	135,000	1,740,600
Water	6,263,267	1,575,000	2,975,000	875,000	3,975,000	2,375,000	18,038,267
Sewer	22,114,910	1,300,000	500,000	1,600,000	400,000	2,500,000	28,414,910
Storm Drain	825,000	300,000	0	0	0	0	1,125,000
Building	140,000	560,000	0	0	0	0	700,000
Parks	675,000	655,000	455,000	455,000	455,000	205,000	2,900,000
General	1,500,000	0	0	0	0	0	1,500,000
Pittsburg Power	970,000	1,020,000	400,000	100,000	100,000	100,000	2,690,000
Marina	990,208	20,000	0	0	0	0	1,010,208
Total	**49,708,485**	**7,638,627**	**8,695,888**	**4,829,805**	**6,645,000**	**6,919,000**	**84,436,805**

PROJECTED FUND BALANCE

FUNDING SOURCES

The following section discusses the major funding sources available to fund CIP projects. Funding amounts included in the Current Funds Available column are those that are available for use as of the date this document was prepared. Funding amounts listed for the remaining fiscal years are estimated net funds available for use as a funding source for construction of CIP projects. New funding is requested only for projects planned for FY 2019/20. The remaining projects for FY 2020/21 through FY 2023/24 are projections based on anticipated funding availability. Enterprise funds are budgeted to maintain a reserve equal to 30% of their operating expenses.

Restricted vs. Un-Restricted Funding Sources

Funding sources for CIP projects include those considered restricted funds that can finance only specific types of projects. Examples of restricted funds are Water, Sewer, Park Dedication, HUTA, RMRA, Measure J, Infrastructure Repair and Replacement Fund, and Traffic Mitigation. These funds vary in their project restrictions.

Other funding sources included in the CIP are unrestricted funds that can be used on any type of project. An example of an unrestricted fund would be the City's General Fund and the Pittsburg Power Company Fund. Unrestricted funds are currently unavailable as a funding source for projects in the 5-year CIP.

Fund Balances and Projected Funding Availability

The major sources of funding (and their abbreviations) for projects included in the current 5-Year CIP are as follows (fund balances estimated as of June 2019):

Road Maintenance and Rehabilitation Account Gas Tax Fund (RMRA)

Senate Bill 1, the Road Repair and Accountability Act of 2017, was signed into law on April 28,2017. SB 1 increased the per gallon fuel excise taxes; increased the diesel fuel sales taxes and vehicle registration fees; and provides for inflationary adjustments to tax rates in future years. This legislative package invests $54 billion over the next decade to fix roads, freeways and bridges in communities across California and puts more dollars toward transit and safety. These funds are split equally between state and local investments.

Beginning November 1, 2017, the State Controller (Controller) deposited various portions of this new funding into the newly created RMRA. A percentage of this new RMRA funding will be apportioned by formula to eligible cities and counties. The RMRA funding that the City is estimated to receive in FY 2019/20 is $1,210,657. FY 2019/20 will be a partial amount due to the implementation occurring mid-year. In FY 2020/21 the City is estimated to receive $1,234,870.

Prior to the City receiving its apportionment of RMRA funds in a fiscal year, the City must submit a list of eligible projects proposed to be funded with the RMRA funds. The proposed projects to receive RMRA funds must also be included in the adopted City budget or as part of the Capital Improvement Program. The list must include project description, location, schedule, and estimated useful life of the improvement.

Each fiscal year, the City must submit documentation that includes similar information to the above for the projects actually completed.

Below is the list for reporting proposed projects planned for potential expenditure of RMRA funds in FY 2019/20:

Title	ST-98 2019/20 Street Maintenance
Description	Three-Layer Pavement Maintenance Project
Location	Highland Meadows
Amount	$172,427
Completion Date	June 2020
Useful Life	10 Years

Title	ST-99 SB-1 2019/20 Pavement Management
Description	Pavement Rehabilitation Project
Location	West Leland Road-Jacqueline Drive to Railroad Avenue and Loveridge Road SR4-East Leland Road
Amount	$895,000
Completion Date	June 2020
Useful Life	10-15 Years

Title	S-8, 2019/20 Traffic Signal Modification Project
Description	Perform ongoing signal modifications and timing adjustments form improved traffic flow and modernization of signal controller equipment.
Location	Citywide Signal System
Amount	$135,000
Completion Date	June 2020
Useful Life	10-20 Years

Title	S-8, 2019/20 Traffic Signal Modification Project
Description	Improve signal hardware at 59 locations (signal heads, backplates, controllers, BBS, UPS, modems, cabinets)
Location	Citywide Signal System
Amount	$44,400
Completion Date	June 2020
Useful Life	10-15 Years

Current and Projected RMRA Funding Availability: Fund 228

Gas Tax - Road Maintenance and Rehabilitation Fund 228

Project	FY 2019-20 ($)	FY 2020-21 ($)	FY 2021-22 ($)	FY 2022-23 ($)	FY 2023-24 ($)
Est Available Fund Balance at July 1	56,967	20,797	160,667	360,235	359,994
Budgeted Revenues	1,210,657	1,234,870	1,259,568	1,284,759	1,310,454
Budgeted Expenses	-	-	-	-	-
Subtotal	1,267,624	1,255,667	1,420,235	1,644,994	1,670,448
ST-24 SB1-2020/21 Pavement Management		(700,000)			
ST-33 SB1-2021/22 Pavement Management			(925,000)		
ST-47 2020/21 Street Maintenance		(50,000)			
ST-51 Stoneman Avenue Pedestrian Safety Improvements					
ST-59 SB1-2022/23 Pavement Management				(950,000)	
ST-60 2022/23 Street Maintenance				(200,000)	
ST-98 2019/20 Street Maintenance	(172,427)				
ST-99 SB-1 2019/20 Pavement Management	(895,000)				
ST-100 2020-21 STP OBAG II Pavement Rehabilitation Project		(210,000)			
ST-103 2023/24 Pavement Management					(974,000)
S-8 2019/20 Traffic Signal Modification	(135,000)				
S-15 2020/21 Traffic Signal Modification		(135,000)			
S-16 2021/22 Traffic Signal Modification			(135,000)		
S-11 2022/23 Traffic Signal Modification				(135,000)	
S-17 2023/24 Traffic Signal Modification					(135,000)
S-19 HSIP 9 Traffic Signal Improvement Project	(44,400)				
CIP Expenditures	(1,246,827)	(1,095,000)	(1,060,000)	(1,285,000)	(1,109,000)
Est Remaining Available Fund Balance	**$ 20,797**	**$ 160,667**	**$ 360,235**	**$ 359,994**	**$ 561,448**

Highway User Tax Account Gas Tax Fund (HUTA)

The gas tax referred to as HUTA may also be used to fund pavement rehabilitation projects. In FY 2019-20, Pittsburg is expected to receive a total of $1,586,571 in HUTA funds. Of this amount, $1,164,5211 is allocated to pay maintenance expenses. The combination of HUTA and Measure J funds received by the City varies and yields an average of $717,650 per year for street and pavement projects after O&M costs are deducted. If these funds were dedicated entirely to capital projects for maintaining pavement, the total would still be insufficient to maintain the current PCI.

The Gas Tax is comprised of State and Local taxes on the sale of gasoline. Revenues for this fund are dependent on the overall economy and gasoline usage. This can vary according to economic conditions and the increasing number of fuel efficient and electric vehicles on the road. This tax is administered by the State Board of Equalization in accordance with California Local Motor Vehicle Fuel Taxation Law. These funds can be used for maintenance of existing roads, construction of new roads, street lights, traffic signals, and street medians.

Current and Projected HUTA Funding Availability: Fund 203

GTX Highway Users Tax Account (HUTA) Fund 203

Project	FY 2019-20 ($)	FY 2020-21 ($)	FY 2021-22 ($)	FY 2022-23 ($)	FY 2023-24 ($)
Est Available Fund Balance at July 1	(211,086)	11,274	42,081	31,505	29,716
Budgeted Revenues	1,586,571	1,618,302	1,650,668	1,683,682	1,717,355
Budgeted Expenses	(1,164,211)	(1,187,495)	(1,211,245)	(1,235,470)	(1,260,179)
Subtotal	211,274	442,081	481,505	479,716	486,892
ST-47 2020/21 Street Maintenance		(350,000)			
ST-48 2021/22 Street Maintenance			(400,000)		
ST-52 Annual Citywide Striping & Signage	(50,000)	(50,000)	(50,000)	(50,000)	(50,000)
ST-60 2022/23 Street Maintenance				(400,000)	
ST-98 2019/20 Street Maintenance	(150,000)				
ST-104 2023/24 Street Maintenance					(400,000)
CIP Expenditures	(200,000)	(400,000)	(450,000)	(450,000)	(450,000)
Est Remaining Available Fund Balance	**$ 11,274**	**$ 42,081**	**$ 31,505**	**$ 29,716**	**$ 36,892**

Measure J (MJ)

In 2004, Contra Costa County voters approved Measure J, which continued the ½ cent sales tax that funds transportation projects in the county through March 31, 2034. Pittsburg's Measure J funds are used for street pavement projects as funding is available. However, using this fund only for street pavement projects reduces funds available for other eligible projects, such as traffic signals. In addition, the City currently uses Measure J Funds to help fund the Public Works Department's street operations and maintenance (O&M) to off-set General Fund revenues. Redirecting Measure J funds to daily O&M reduces the amount of street resurfacing projects the City is able to implement to below the minimum level of investment in capital projects

Measure J Fund 204

Project	FY 2019-20 ($)	FY 2020-21 ($)	FY 2021-22 ($)	FY 2022-23 ($)	FY 2023-24 ($)
Est Available Fund Balance at July 1	127,537	12,405	5,670	2,401	2,666
Budgeted Revenues	877,200	894,744	912,639	930,892	949,509
Budgeted Expenses	(707,332)	(721,479)	(735,908)	(750,626)	(765,639)
Subtotal	297,405	185,670	182,401	182,666	186,537
ST-26 2019/20 Citywide Traffic Calming	(50,000)				
ST-35 2020/21 Citywide Traffic Calming		(50,000)			
ST-41 Annual Citywide Fence/Soundwall/ Streetlight Replacement/ Installation	(100,000)	(100,000)	(100,000)	(100,000)	(100,000)
ST-42 West Leland Road High Friction Surface Project HSIP 7	(110,000)				
ST-45 2021/22 Citywide Traffic Calming			(50,000)		
ST-96 Citywide Arterial Median Conversion	(25,000)	(30,000)	(30,000)	(30,000)	(30,000)
ST-101 2022/23 Citywide Traffic Calming				(50,000)	
ST-102 2023/24 Citywide Traffic Calming					(50,000)
CIP Expenditures	(285,000)	(180,000)	(180,000)	(180,000)	(180,000)
Est Remaining Available Fund Balance	**$ 12,405**	**$ 5,670**	**$ 2,401**	**$ 2,666**	**$ 6,537**

that is needed to maintain the current pavement condition. In FY 2019-20, Pittsburg should receive a total of $877,200 in Measure J funds. Of this, $707,332 was allocated with adoption of the City Budget to cover street maintenance managed by Public Works and Engineering staff costs for designing and managing pavement projects.

Kirker Creek Drainage Fund (KCDF)

The Kirker Creek Drainage Fund was established to provide for improvements to the drainage area due to impacts from new development. This fee is charged only for new development within the Kirker Creek watershed. Currently the fee is $0.68/sf of impervious area for the development. This fund can be used for construction of drainage improvements within the Kirker Creek watershed

Current and Projected KCDF Funding Availability: Fund 302

Kirker Creek Drainage Fund Fund 302

Project	FY 2019-20 ($)	FY 2020-21 ($)	FY 2021-22 ($)	FY 2022-23 ($)	FY 2023-24 ($)
Est Available Fund Balance at July 1, 2019	371,426	$356,066	$340,399	$324,418	$308,118
Budgeted Revenues	3,000	3,060	3,121	3,184	3,247
Budgeted Expenses	(18,360)	(18,727)	(19,102)	(19,484)	(19,873)
Subtotal	356,066	340,399	324,418	308,118	291,492
CIP Expenditures	-	-	-	-	-
Est Remaining Available Fund Balance	**$ 356,066**	**$ 340,399**	**$ 324,418**	**$ 308,118**	**$ 291,492**

Local Traffic Mitigation Fund (LTMF)

These fees are collected from developers to pay for developer's share of impacts to streets and traffic flow within the City. Current fee per housing unit is approximately $8,575 for the Pittsburg LTMF. These funds are restricted to projects that are included in the current traffic mitigation study.

Current and Projected LTMF Funding Availability: Fund 303

LTMF (Local Traffic Mitigation Fund) Fund 303

Description	FY 2019-20 ($)	FY 2020-21 ($)	FY 2021-22 ($)	FY 2022-23 ($)	FY 2023-24 ($)
Est Available Fund Balance at July 1, 2019	1,570,132	2,824,132	2,793,755	2,761,032	2,725,884
Budgeted Revenues	1,339,157	56,483	55,875	55,221	56,325
Budgeted Expenses	(85,157)	(86,860)	(88,597)	(90,369)	(92,177)
Subtotal	2,824,132	2,793,755	2,761,032	2,725,884	2,690,032
Est Remaining Available Fund Balance	**$ 824,132**	**$ 2,793,755**	**$ 2,761,032**	**$ 2,725,884**	**$ 2,690,032**

Park Dedication Fees (PDF)

Park Dedication Fees are collected from developers to provide for construction of new parks and recreation facilities. Fees are collected based on the market value of the property, size of development, and number of units. Current average fee per residential lot is $9,287.22. These funds are restricted to new park construction and expansion and rehabilitation of existing parks.

Current and Projected PDF Funding Availability: Fund 304

PDF Fund 304

Project	FY 2019-20 ($)	FY 2020-21 ($)	FY 2021-22 ($)	FY 2022-23 ($)	FY 2023-24 ($)
Est Available Fund Balance at July 1	105,185	316,036	641,663	1,160,276	1,845,727
Budgeted Revenues	951,955	842,953	1,037,186	1,205,294	1,456,762
Budgeted Expenses	(61,104)	(62,326)	(63,573)	(64,844)	(66,141)
Subtotal	996,036	1,096,663	1,615,276	2,300,727	3,236,348
PK-4 Annual Playground Replacement	(80,000)	(80,000)	(80,000)	(80,000)	(80,000)
PK-8 Biennial Playfield Replacement	(250,000)		(250,000)		
PK-9 Annual Park Features Replacement	(75,000)	(75,000)	(75,000)	(75,000)	(75,000)
PK-10 Biennial Restroom Replacement		(250,000)		(250,000)	
PK-13 Park and Landscaping Improvements	(200,000)				
PK-15 Annual Park Sign Replacement	(50,000)	(50,000)	(50,000)	(50,000)	(50,000)
ST-28 West Leland Road Lighting Project/Trail Lights	(25,000)				
CIP Expenditures	(680,000)	(455,000)	(455,000)	(455,000)	(205,000)
Est Remaining Available Fund Balance	**$ 316,036**	**$ 641,663**	**$ 1,160,276**	**$ 1,845,727**	**$ 3,031,348**

Pittsburg Regional Traffic Mitigation Fund (PRTMF)

These fees are collected from developers to pay for developer's share of regional projects to mitigate impacts to streets and traffic flow. Current fee per housing unit is $18,872 for the Pittsburg Regional Transportation Mitigation Fee. These funds are restricted to projects that are included in the current regional fee program.

Current and Projected PRTMF Funding Availability: Fund 307

PRTMF (Pittsburg Regional Traffic Mitigation Fund) Fund 307

Description	FY 2019-20 ($)	FY 2020-21 ($)	FY 2021-22 ($)	FY 2022-23 ($)	FY 2023-24 ($)
Est Available Fund Balance at July 1, 2019	10,197	18,197	26,357	34,680	43,170
Budgeted Revenues	8,000	8,160	8,323	8,490	8,659
Budgeted Expenses	-	-	-	-	-
Est Remaining Available Fund Balance	**$ 18,197**	**$ 26,357**	**$ 34,680**	**$ 43,170**	**$ 51,829**

Infrastructure Repair and Replacement Fund (IRRF)

On January 22, 2013, the City Council adopted Ordinance 12-1363, also known as the Fiscal Sustainability Ordinance. This ordinance established minimum balances for financial reserves used to stabilize the City's budget, and created an Infrastructure Repair and Replacement Fund that receives a portion of funds that exceed the required reserve amount. This fund may be used for repairs and capital improvements projects related to the City's infrastructure including streets, roads, parking lots, and storm drains.

Current and Projected IRRF Funding Availability: Fund 310

Infrastructure Repair and Replacement Fund Fund 310

Description	FY 2019-20 ($)	FY 2020-21 ($)	FY 2021-22 ($)	FY 2022-23 ($)	FY 2023-24 ($)
Est Available Fund Balance at July 1	15,268	20,268	25,368	30,570	35,876
Budgeted Revenues	5,000	5,100	5,202	5,306	5,412
Budgeted Expenses	-	-	-	-	-
Est Remaining Available Fund Balance	**$ 20,268**	**$ 25,368**	**$ 30,570**	**$ 35,876**	**$ 41,288**

2005 Water Bond (2005 WBond)

On December 5, 2005, City Council adopted Resolution 05-10440 authorizing a bond purchase contract for funding of several water projects.

Current and Projected 2005 Water Bond Funding Availability: Fund 500

Water Bond Proceeds Fund 500

Description	FY 2019-20 ($)	FY 2020-21 ($)	FY 2021-22 ($)	FY 2022-23 ($)	FY 2023-24 ($)
Est Available Fund Balance at July 1, 2019	368,500	396,500	425,060	454,191	483,905
Budgeted Revenues	28,000	28,560	29,131	29,714	30,308
Budgeted Expenses	-	-	-	-	-
Est Remaining Available Fund Balance	**$ 396,500**	**$ 425,060**	**$ 454,191**	**$ 483,905**	**$ 514,213**

Water Operations Fund (WOF)

The Water Fund is maintained by a service charge that is collected in water service bills. Fees collected vary by size of water meter and water use and range from $22.68/mo for a ¾" meter to $2,603.61/mo for a 10" meter. These funds are used for installing, upgrading, and maintaining the City's water system. Per Ordinance 12-1363 a minimum of 30% of annual operating costs shall be maintained in reserve.

Current and Projected Water Operations Fund Funding Availability: Fund 501

WOF Fund 501

Description	FY 2019-20 ($)	FY 2020-21 ($)	FY 2021-22 ($)	FY 2022-23 ($)	FY 2023-24 ($)
Est Available Fund Balance at July 1, 2019	9,224,036	9,680,779	8,870,157	9,692,822	7,449,441
Budgeted Revenues	23,132,879	23,595,537	24,067,447	24,548,796	25,039,772
Oper. Budgeted Expenses	(21,046,674)	(21,467,607)	(21,896,960)	(22,334,899)	(22,781,597)
Capital Equip & Tsfrs Out	(454,462)	(463,551)	(472,822)	(482,279)	(491,924)
Subtotal	10,855,779	11,345,157	10,567,822	11,424,441	9,215,692
W-6 Water Treatment Plant Capital Repairs and Improvements	(75,000)	(75,000)	(75,000)	(75,000)	(75,000)
W-8 2020/21 Water Main Installation/Replacement Program (Pittsburg Heights)	(400,000)	(1,000,000)			
W-11 Automatic Water Meter Reading System	(300,000)	(300,000)	(300,000)	(300,000)	(300,000)
W-34 Water Treatment Plant Disinfection Modification and Conversion		(1,000,000)			
W-39 Filter Media Replacement Project	(100,000)	(100,000)	(100,000)	(100,000)	(100,000)
W-40 2021/22 Water Main Installation/Replacement Program (West Santa Fe)			(400,000)	(3,000,000)	
W-102 2022/23 Water Main Installation Replacement Program (Cental Addition Phase 1)				(500,000)	(1,900,000)
W-107 Bodega Court Water System Loop Project	(300,000)				
CIP Expenditures	(1,175,000)	(2,475,000)	(875,000)	(3,975,000)	(2,375,000)
(30% Reserve Required)	(6,314,002)	(6,440,282)	(6,569,088)	(6,700,470)	(6,834,479)
Est Remaining Available Fund Balance	**$ 3,366,777**	**$ 2,429,875**	**$ 3,123,734**	**$ 748,971**	**$ 6,213**

Water Facility Reserve Fund (WFR) Treatment Plant and Distribution
The Water Facility Reserve is funded by a onetime charge per residential unit paid by developers. The amount of the fee varies according to the location of the development and is calculated according to a formula described in the fee schedule approved by the City Council (Resolution 05-1029 and as amended by Resolution 12-11778). The average fee for per new residential unit is $5,000. This fund is used for expansion and upgrade of the water distribution system or treatment plant to account for increased use with new development.

Current and Projected Funding Availability Various WFR Accounts:

WFR Treatment Plant: Fund 502

WFR - Treatment Plant Expansion Fund 502

Description	FY 2019-20 ($)	FY 2020-21 ($)	FY 2021-22 ($)	FY 2022-23 ($)	FY 2023-24 ($)
Est Available Fund Balance at July 1, 2019	950,070	638,872	151,649	154,682	157,776
Budgeted Revenues	88,802	12,777	3,033	3,094	3,156
Budgeted Expenses	-				
Subtotal	1,038,872	651,649	154,682	157,776	160,932
W-34 Water Treatment Plant Water Disinfection Modification and Conversion	(400,000)	(500,000)			
CIP Expenditures	(400,000)	(500,000)	-	-	-
Est Remaining Available Fund Balance	**$ 638,872**	**$ 151,649**	**$ 154,682**	**$ 157,776**	**$ 160,932**

WFR Water Distribution: Fund 503

WFR - Distribution Fund 503

Description	FY 2019-20 ($)	FY 2020-21 ($)	FY 2021-22 ($)	FY 2022-23 ($)	FY 2023-24 ($)
Est Available Fund Balance at July 1, 2019	(13,297)	34,097	34,779	35,475	36,184
Budgeted Revenues	47,394	682	696	709	724
Budgeted Expenses	-				
Est Remaining Available Fund Balance	**$ 34,097**	**$ 34,779**	**$ 35,475**	**$ 36,184**	**$ 36,908**

WFR Zone I/II Reservoir: Fund 504

WFR - Zonel/II Reservoir Fund 504

Description	FY 2019-20 ($)	FY 2020-21 ($)	FY 2021-22 ($)	FY 2022-23 ($)	FY 2023-24 ($)
Est Available Fund Balance at July 1, 2019	984,905	994,905	1,014,803	1,035,099	1,055,801
Budgeted Revenues	10,000	19,898	20,296	20,702	21,116
Budgeted Expenses	-				
Est Remaining Available Fund Balance	**$ 994,905**	**$ 1,014,803**	**$ 1,035,099**	**$ 1,055,801**	**$ 1,076,917**

WFR 20" SE Hills Water Transmission: Fund 505

WFR - 20" SE Hills Water Transmission Fund 505

Description	FY 2019-20 ($)	FY 2020-21 ($)	FY 2021-22 ($)	FY 2022-23 ($)	FY 2023-24 ($)
Est Available Fund Balance at July 1, 2019	220,229	268,641	274,014	279,494	285,084
Budgeted Revenues	48,412	5,373	5,480	5,590	5,702
Budgeted Expenses	-				
Est Remaining Available Fund Balance	**$ 268,641**	**$ 274,014**	**$ 279,494**	**$ 285,084**	**$ 290,786**

WFR SW Hills Water Facility: Fund 506

WFR - SW Hills Water Facility Fund 506

Description	FY 2019-20 ($)	FY 2020-21 ($)	FY 2021-22 ($)	FY 2022-23 ($)	FY 2023-24 ($)
Est Available Fund Balance at July 1, 2019	(0)	123,220	123,220	123,220	123,220
Budgeted Revenues	123,220				
Budgeted Expenses					
Est Remaining Available Fund Balance	**$ 123,220**	**$ 123,220**	**$ 123,220**	**$ 123,220**	**$ 123,220**

WFR SW Hills Phase III Pipe: Fund 507

WFR - SW Hills Phase III Pipe Fund 507

Description	FY 2019-20 ($)	FY 2020-21 ($)	FY 2021-22 ($)	FY 2022-23 ($)	FY 2023-24 ($)
Est Available Fund Balance at July 1, 2019	587,036	614,876	627,174	639,717	652,511
Budgeted Revenues	27,840	12,298	12,543	12,794	13,050
Budgeted Expenses	-				
Est Remaining Available Fund Balance	**$ 614,876**	**$ 627,174**	**$ 639,717**	**$ 652,511**	**$ 665,562**

WFR SW Hills Phase III Pump: Fund 508

WFR - SW Hills Phase III Pump Fund 508

Description	FY 2019-20 ($)	FY 2020-21 ($)	FY 2021-22 ($)	FY 2022-23 ($)	FY 2023-24 ($)
Est Available Fund Balance at July 1, 2019	-	-	-	-	-
Budgeted Revenues					
Budgeted Expenses					
Est Remaining Available Fund Balance	**$ -**	**$ -**	**$ -**	**$ -**	**$ -**

WFR Water Treatment Plant Sludge Handling: Fund 509

WFR - Water Treatment Plant Sludge Handling Fund 509

Description	FY 2019-20 ($)	FY 2020-21 ($)	FY 2021-22 ($)	FY 2022-23 ($)	FY 2023-24 ($)
Est Available Fund Balance at July 1, 2019	260,460	359,678	366,872	374,209	381,693
Budgeted Revenues	99,218	7,194	7,337	7,484	7,634
Budgeted Expenses	-				
Est Remaining Available Fund Balance	**$ 359,678**	**$ 366,872**	**$ 374,209**	**$ 381,693**	**$ 389,327**

WFR Zone 1 Reservoir: Fund 510

WFR - Zone 1 Reservoir Fund 510

Description	FY 2019-20 ($)	FY 2020-21 ($)	FY 2021-22 ($)	FY 2022-23 ($)	FY 2023-24 ($)
Est Available Fund Balance at July 1, 2019	663,285	888,597	906,369	924,496	942,986
Budgeted Revenues	225,312	17,772	18,127	18,490	18,860
Budgeted Expenses	-				
Est Remaining Available Fund Balance	**$ 888,597**	**$ 906,369**	**$ 924,496**	**$ 942,986**	**$ 961,846**

WFR Zone 2 Reservoir: Fund 511

WFR - Zone 2 Reservoir Fund 511

Description	FY 2019-20 ($)	FY 2020-21 ($)	FY 2021-22 ($)	FY 2022-23 ($)	FY 2023-24 ($)
Est Available Fund Balance at July 1, 2019	114,085	115,485	117,795	120,151	122,554
Budgeted Revenues	1,400	2,310	2,356	2,403	2,451
Budgeted Expenses	-				
Est Remaining Available Fund Balance	**$ 115,485**	**$ 117,795**	**$ 120,151**	**$ 122,554**	**$ 125,005**

Sewer Operations Fund (SOF)
The Sewer Fund is maintained by a service charge that is collected in water service bills. Fees collected vary by property use. For example a residential property is charged a flat rate of $15.79/month and non-residential is charged $1.61 per CCF, or 100 cubic feet (748 gallons), of water usage/month. These funds are used for installing, upgrading, and maintaining the City's sewer system. Per Ordinance 12-1363 a minimum of 30% of annual operating costs shall be maintained in reserve.

Current and Projected Sewer Operations Fund Funding Availability: Fund 521

SOF - Sewer Maintenance Fund 521

Description	FY 2019-20 ($)	FY 2020-21 ($)	FY 2021-22 ($)	FY 2022-23 ($)	FY 2023-24 ($)
Est Available Fund Balance at July 1, 2019	1,215,217	$1,002,285	$1,611,094	$1,142,080	$1,895,685
Budgeted Revenues	5,198,500	5,302,470	5,408,519	5,516,690	5,627,024
Oper. Budgeted Expenses	(3,230,108)	(3,294,710)	(3,360,604)	(3,427,816)	(3,496,373)
Capital Equip & Tsfrs Out	(881,324)	(898,950)	(916,929)	(935,268)	(953,973)
Est Fund Balance	$2,302,285	$2,111,094	$2,742,080	$2,295,685	$3,072,363
SS-2 FY 22/23Sewer Replacment/Rehabilitation Project (Central Addition Phase I)				(400,000)	(2,000,000)
SS-34 2016/17 Sewer Replacement/ Rehabilitation Program (Project 20)	(1,300,000)				
SS-36 21/22 Sewer Replacement/Rehabilitation(11th Street Area)		(500,000)	(1,600,000)		
CIP Expenditures	(1,300,000)	(500,000)	(1,600,000)	(400,000)	(2,000,000)
30% Reserve Required	(969,032)	(988,413)	(1,008,181)	(1,028,345)	(1,048,912)
Est. Remaining Available Fund Balance	**$ 33,253**	**$ 622,681**	**$ 133,899**	**$ 867,340**	**$ 23,451**

Sewer Facility Reserve Fund (SFR) Collection System Capacity Buy In
The Sewer Facility Reserve is funded by a one time charge per residential unit paid by developers. The amount of the fee varies according to the location of the development, and is calculated according to a formula described in the fee schedule approved by the City Council (Resolution No. 05-10291 and as amended by 05-10372). The average fee for a new residential unit is $3,216. This fund is used for

expansion and upgrade of the sewer system to account for increased usage with new development.

Current and Projected Sewer Facility Reserve Funding Availability: Fund 522

SFR - Collection System Capacity Buy-In Fund 522

Description	FY 2019-20 ($)	FY 2020-21 ($)	FY 2021-22 ($)	FY 2022-23 ($)	FY 2023-24 ($)
Est Available Fund Balance at July 1, 2019	510,893	703,292	717,358	731,705	746,339
Budgeted Revenues	192,399	14,066	14,347	14,634	14,927
Budgeted Expenses					
Est. Fund Balance	703,292	717,358	731,705	746,339	761,266
SS-2 FY 22/23Sewer Replacment/Rehabilitation Project (Central Addition Phase I)					(500,000)
CIP Expenditures					(500,000)
Est Remaining Available Fund Balance	**$ 703,292**	**$ 717,358**	**$ 731,705**	**$ 746,339**	**$ 261,266**

Sewer Facility Reserve Fund (SFR) Highway 4 Trunk Line

This fund is used for expansion and upgrade of the sewer system to account for increased usage with new development.

Current and Projected Funding Availability: Fund 523

Sewer Facility Reserve Highway 4 Trunk Line Fund 523

Description	FY 2019-20 ($)	FY 2020-21 ($)	FY 2021-22 ($)	FY 2022-23 ($)	FY 2023-24 ($)
Est Available Fund Balance at July 1, 2019	20,536	20,826	21,243	21,667	22,101
Budgeted Revenues	290	417	425	433	442
Budgeted Expenses	-				
Est Remaining Available Fund Balance	**$ 20,826**	**$ 21,243**	**$ 21,667**	**$ 22,101**	**$ 22,543**

Waterfront Operations (WO)

On January 1, 2012, California's SB 551 took effect, granting certain tidelands and submerged land to the City of Pittsburg. These lands were previously managed by the State Lands Commission, which leased certain portions for waterfront commercial and industrial development. The leases will convert to agreements with the City, generating revenue on an annual basis to be used to facilitate development of the waterfront for commercial, industrial and recreational use. Per Ordinance 12-1363 a minimum of 30% of annual operating costs shall be maintained in reserve.

Current and Projected Waterfront Operations Funding Availability: Fund 540

Waterfront Operations Fund 540

Description	FY 2019-20 ($)	FY 2020-21 ($)	FY 2021-22 ($)	FY 2022-23 ($)	FY 2023-24 ($)
Est Available Fund Balance at July 1, 2019	568,954	1,095,847	1,633,278	2,181,457	2,331,290
Budgeted Revenues	1,850,912	1,887,930	1,925,689	1,964,203	2,003,487
Operating Budgeted Expenses	(1,285,676)	(1,311,390)	(1,337,617)	(1,364,370)	(1,391,657)
Capital/Tsfrs-Out	(38,343)	(39,110)	(39,892)	(40,690)	(41,504)
Est Fund Balance	$1,095,847	$1,633,278	$2,181,457	$2,740,600	$2,901,615
30% Reserve Required	(385,703)	(393,417)	(401,285)	(409,311)	(417,497)
Est Remaining Available Fund Balance	**$ 710,144**	**$ 1,239,861**	**$ 1,780,172**	**$ 2,331,290**	**$ 2,484,118**

Marina Enterprise Fund (ME)

The Marina Enterprise Fund is composed of funds collected at the marinas in Pittsburg from boat slip rentals and gasoline sales. These funds are used to maintain and improve the various marina facilities. Per Ordinance 12-1363 a minimum of 30% of annual operating costs shall be maintained in reserve.

Current and Projected Marina Enterprise Fund Funding Availability: Fund 550

Marina Enterprise Fund Fund 550

Description	FY 2019-20 ($)	FY 2020-21 ($)	FY 2021-22 ($)	FY 2022-23 ($)	FY 2023-24 ($)
Est Available Fund Balance at July 1, 2019	841,496	$797,464	$772,951	747,948	$722,446
Budgeted Revenues	2,144,852	2,187,749	2,231,504	2,276,134	2,321,657
Operating Budgeted Expenses	(2,131,890)	(2,174,528)	(2,218,018)	(2,262,379)	(2,307,626)
Capital/Trsfrs-Out	(36,994)	(37,734)	(38,489)	(39,258)	(40,043)
Est Fund Balance	$817,464	$772,951	$747,948	$722,446	$696,433
M-11 Marina Infrastructure Repair & Replacement	($20,000)				
CIP Expenditures	($20,000)	$0	$0	$0	$0
30% Reserve Required	(639,567)	(652,358)	(665,406)	(678,714)	(692,288)
Est Remaining Available Fund Balance	**$ 157,897**	**$ 120,593**	**$ 82,543**	**$ 43,732**	**$ 4,145**

Island Energy (IE)

The U.S. Navy awarded Pittsburg Power a franchise service agreement to provide electric and natural gas retail services on Mare Island in Vallejo. In a special arrangement, Pittsburg Power Company established and does business as "Island Energy" on Mare Island. Island Energy has been providing Mare Island customers reliable electric and gas services at competitive pricing since 1997. Island Energy is a potential revenue source for Capital Improvement Projects.

Current and Projected Island Energy Funding Availability: Fund 580

Island Energy Fund 580

Description	FY 2019-20 ($)	FY 2020-21 ($)	FY 2021-22 ($)	FY 2022-23 ($)	FY 2023-24 ($)
Est Available Fund Balance at July 1, 2019	2,995,148	2,336,975	2,306,039	2,582,483	2,866,457
Budgeted Revenues	6,265,000	6,390,300	6,518,106	6,648,468	6,781,437
Operating Budgeted Expenses	(5,709,381)	(5,823,569)	(5,940,040)	(6,058,841)	(6,180,018)
Capital Equip & Tsfrs	-$193,792	-$197,668	-$201,621	-$205,654	-$209,767
Est Fund Balance	$ 3,356,975	$ 2,706,039	$ 2,682,483	$ 2,966,457	$ 3,258,110
PP-2 Duct Bank/Vault Replacements	(50,000)	(100,000)			
PP-4 Repurpose Station E	(350,000)				
PP-5 Waterfront Area Reliability Project	(500,000)	(200,000)			
PP-8 Outage Recovery Project	(120,000)	(100,000)	(100,000)	(100,000)	(100,000)
CIP Expenditures	(1,020,000)	(400,000)	(100,000)	(100,000)	(100,000)
30% Reserve Required	(1,712,814)	(1,747,071)	(1,782,012)	(1,817,652)	(1,854,005)
Est Remaining Available Fund Balance	**$ 624,161**	**$ 558,968**	**$ 800,471**	**$ 1,048,805**	**$ 1,304,105**

Pittsburg Power (PPC)

Current and Projected Pittsburg Power Funding Availability: Fund 590

Pittsburg Power Fund 590

Description	FY 2019-20 ($)	FY 2020-21 ($)	FY 2021-22 ($)	FY 2022-23 ($)	FY 2023-24 ($)
Est Available Fund Balance at July 1, 2019	2,128,476	2,523,951	2,920,034	3,316,517	3,188,040
Budgeted Revenues	2,775,185	2,830,689	2,887,302	2,945,049	3,003,949
Operating Budgeted Expenses	(1,649,513)	(1,682,503)	(1,716,153)	(1,750,476)	(1,785,486)
Capital Exp/tsfrs-out	(730,197)	(752,103)	(774,666)	(797,906)	(813,864)
Est Fund Balance	$ 2,523,951	$ 2,920,034	$ 3,316,517	$ 3,713,183	$ 3,592,639
30% Reserve Required	(494,854)	(504,751)	(514,846)	(525,143)	(535,646)
Est Remaining Available Fund Balance	**$2,029,097**	**$2,415,283**	**$ 2,801,671**	**$3,188,040**	**$3,056,994**

Other Potential Funding Sources
Developer Funding (direct developer contributions)
Various Grants
National Pollution Discharge Elimination System (NPDES)
PG&E Rule 20A & 20B (credits)

SOURCE FUND BALANCE SUMMARY

The following table summarizes the current and projected major source annual remaining fund balances for the 5-year CIP. Amounts shown are remaining balances by fund after project funds are encumbered for scheduled CIP projects for each fiscal year.

Summary of Projected Funding Source Remaining Funds:

Available Funding Summary					
Fund	FY 2019-20	FY 2020-21	FY 2021-22	FY 2022-23	FY 2023-24
Gas Tax HUTA-203	$11,274	$42,081	$31,505	$29,716	$36,892
Measure J-204	$12,405	$5,670	$2,401	$2,666	$6,537
RMRA Gas Tax-228	$20,797	$160,667	$360,235	$359,994	$561,448
Kirker Creek-302	$356,066	$340,399	$324,418	$308,118	$291,492
Local Traffic Mitigation-303	$2,824,132	$2,793,755	$2,761,032	$2,725,884	$2,690,032
Park Dedication-304	$316,036	$641,663	$1,160,276	$1,845,727	$3,031,348
PRTMF-307	$18,197	$26,357	$34,680	$43,170	$51,829
Infrastructure Fund-310	$20,268	$25,368	$30,570	$35,876	$41,288
Water Bond Proceeds-500	$396,500	$425,060	$454,191	$483,905	$514,213
Water Operation Fund-501	$3,366,777	$2,429,875	$3,123,734	$748,971	$6,213
WTP Expansion-502	$638,872	$151,649	$154,682	$157,776	$160,932
Water Distribution-503	$34,097	$34,779	$35,475	$36,184	$36,908
Zone I/II Reservoir-504	$994,905	$1,014,803	$1,035,099	$1,055,801	$1,076,917
20" Transmission SE Hills-505	$268,641	$274,014	$279,494	$285,084	$290,786
SW Hills Water-506	$123,220	$123,220	$123,220	$123,220	$123,220
SW Hills Phase III Pipe-507	$614,876	$627,174	$639,717	$652,511	$665,562
SW Hills Phase III Pump	$0	$0	$0	$0	$0
WTP Sludge Handling	$359,678	$366,872	$374,209	$381,693	$389,327
Zone 1 Reservoir	$888,597	$906,369	$924,496	$942,986	$961,846
Zone 2 Reservoir	$115,485	$117,795	$120,151	$122,554	$125,005
Sewer Operation Fund	$33,253	$622,681	$133,899	$867,340	$23,451

Fund	FY 2019-20	FY 2020-21	FY 2021-22	FY 2022-23	FY 2023-24
Sewer Facility Reserve Hwy 4 Trunk	$20,826	$21,243	$21,667	$22,101	$22,543
Waterfront Operations	$710,144	$1,239,861	$1,780,172	$2,331,290	$2,484,118
Marina	$157,897	$120,593	$82,543	$43,732	$4,145
Island Energy	$624,161	$558,968	$800,471	$1,048,805	$1,304,105
Pittsburg Power	$2,029,097	$2,415,283	$2,801,671	$3,188,040	$3,056,994
Ending Available Fund Balance	$15,659,492	$16,203,554	$18,321,714	$18,589,482	$18,218,414

CIP PROJCT SCHEDULE

ENGINEERING
DIVISION
CIP Section

STREET PROJECTS
Project Summary

5 year CIP 2019-20 / 2023-2024

Item No.	Project Name	Estimated Project Cost ($)	Funding/Source ($) Funding Available (N) = New allocation (F) = Future	CIP Funding Schedule						Total Funding
				Current Project Funding ($)	FY 2019-20 ($)	FY 2020-21 ($)	FY 2021-22 ($)	FY 2022-23 ($)	FY 2023-24 ($)	
ST-1	Range Road Overcrossing	25,000,000								0
ST-2	BART Pedestrian/Bicycle Connectivity	4,578,000	4,528,000 OBAG-2 58,000 TDA, 600,000 PBTF, 50,000 Local Match	4,578,000						4,578,000
ST-4	Delta DeAnza Trail Roadway Crossing Improvement	150,000	$120,000 TDA (N)		120,000					120,000
ST-5	Streetscapes/Median Landscaping	520,000								0
ST-6	Bailey Road Interim Repairs	615,000								0
ST-7	Range Road Sidewalk Widening	120,000	55,000 HUTA 65,000 TDA	120,000						120,000
ST-9	Intersection Geometric Improvements (San Marco Boulevard/ W. Leland Road) Geometric Improvements	125,000								0
ST-10	El Pueblo Area Reconstruction/ADA Improvements Phase II	300,000								0
ST-11	2018/19 Citywide Pavement Management	400,000	400,000 HUTA	400,000						400,000
ST-12	San Marco Blvd Widening	125,000								0
ST-14	2019/20 CDBG Project	331,200	331,200 CDBG		331,200					331,200
ST-15	East Third Street Streetscape Improvements	1,500,000								0

10/8/2019

ENGINEERING
DIVISION
CIP Section

STREET PROJECTS
Project Summary

5 year CIP 2019-20 / 2023-2024

Item No.	Project Name	Estimated Project Cost ($)	Funding/Source ($) Funding Available (N) = New allocation (F) = Future	CIP Funding Schedule						Total Funding
				Current Project Funding ($)	FY 2019-20 ($)	FY 2020-21 ($)	FY 2021-22 ($)	FY 2022-23 ($)	FY 2023-24 ($)	
ST-18	2018/19 Citywide Traffic Calming	100,000	100,000 MJ	100,000						100,000
ST-21	Railroad Ave./Leland Rd. Geometric Improvements	525,000								0
ST-22	Bailey Rd. Route 4 Ramp Turn Lane Modifications	105,000								0
ST-23	Left Turn Lane Bailey Rd/Willow Ave	200,000								0
ST-24	SB1-2020/21 Pavement Management	700,000	700,000 RMRA (F)			1,010,888				1,010,888
ST-25	Rebuild Range Road/Willow Pass Road Interchange	4,200,000								0
ST-26	2019/20 Citywide Traffic Calming	50,000	50,000 HUTA (N)		50,000					50,000
ST-27	Bailey Road Operational Safety Improvements	300,000								0
ST-28	West Leland Street Lighting Project (Railroad Avenue to Crestview Drive & Crestview @ Trail)	760,000	458,000 HUTA 277,000 CCIF 25,000 PDF (N)	735,000	25,000					760,000
ST-29	Westbound Hwy 4 Offramp at Railroad Avenue	12,100,000								0
ST-30	E. Leland Rd./Los Medanos College (eastern entrance)	420,000								0
ST-31	Century Boulevard Class III Bicycle Facility	60,000								0
ST-32	Century Boulevard Class II Bicycle Lanes	75,000								0
ST-33	SB1-2021/22 Pavement Management	925,000	925,000 RMRA (F)				1,034,805			1,034,805

STREET PROJECTS
Project Summary

Item No.	Project Name	Estimated Project Cost ($)	Funding/Source ($) Funding Available (N) = New allocation (F) = Future	CIP Funding Schedule						Total Funding
				Current Project Funding ($)	FY 2019-20 ($)	FY 2020-21 ($)	FY 2021-22 ($)	FY 2022-23 ($)	FY 2023-24 ($)	
ST-34	West Leland Road Safety Improvements	150,000								0
ST-35	2020/21 Traffic Calming Project	50,000	50,000 MJ (F)			50,000				50,000
ST-36	James Donlon Boulevard Extension (Design/Construction)	95,610,000	1,880,000 LTMF 14,220,000 Developer Obligated LTMF 63,404,800 RTMF 14,495,200 TBD	6,200,000						6,200,000
ST-38	West Leland Road Pavement Markers/Markings and Speed Signage Improvements	376,800	376,800 HSIP	376,800						376,800
ST-41	Annual Citywide Fence/ Soundwall/ Streetlight Replacement/ Installation	600,000	100,000 MJ (N) 500,000 MJ (F)	100,000	100,000	100,000	100,000	100,000	100,000	500,000
ST-42	West Leland High Friction Surface Treatment	718,000	110,000 MJ (N) 547,920 HSIP 60,880 HUTA	608,800	110,000					718,800
ST-43	West Leland Road Pavement Delineation, Warning Signage, High Visibility Crosswalk Improvements and Traffic Signal Modification at Range Road	265,900	265,900 HSIP	265,900						265,900
ST-44	Citywide Sidewalk Replacement	85,000								0
ST-45	2021/22 Traffic Calming	50,000	50,000 MJ (F)				50,000			50,000

ENGINEERING
DIVISION
CIP Section

STREET PROJECTS
Project Summary

5 year CIP 2019-20 / 2023-2024

Item No.	Project Name	Estimated Project Cost ($)	Funding/Source ($) Funding Available (N) = New allocation (F) = Future	CIP Funding Schedule						Total Funding
				Current Project Funding ($)	FY 2019-20 ($)	FY 2020-21 ($)	FY 2021-22 ($)	FY 2022-23 ($)	FY 2023-24 ($)	
ST-47	2020/21 Street Maintenance Project (PW)	400,000	$350,000 HUTA(F) 50,000 RMRA (F)			400,000				400,000
ST-48	2021/22 Street Maintenance Project	400,000	$400,000 HUTA(F)				400,000			400,000
ST-49	Marina Blvd. Improvements (Marina Master Plan Phase III)	1,550,000								0
ST-50	Railroad Avenue Northbound Right-Turn Lane at Highway 4	300,000								0
ST-51	Stoneman Avenue Pedestrian Safety Improvements	880,000	880,000 HSIP8	880,000						880,000
ST-52	Annual Citywide Striping & Signage	300,000	50,000 HUTA 50,000 HUTA (N) 200,000 HUTA (F)	50,000	50,000	50,000	50,000	50,000	50,000	300,000
ST-54	Avila Road Widening	11,520,000								0
ST-55	W. Leland Road Extension Phase II (San Marco to Avila)(3011)	5,857,000	50,000 LTMF	50,000						50,000
ST-56	San Marco Boulevard	14,038,000	100,000 LTMF	100,000						100,000
ST-57	Pittsburg-Antioch Highway Widening	11,070,000								0
ST-58	Pittsburg-Antioch Highway Two-Way Left Turn Lanes	300,000								0
ST-59	SB1-2022/23 Pavement Management	950,000	950,000 RMRA (F)					950,000		950,000
ST-60	2022/23 Pavement Management	400,000	400,000HUTA (F)					400,000		400,000

STREET PROJECTS
Project Summary

Item No.	Project Name	Estimated Project Cost ($)	Funding/Source ($)	CIP Funding Schedule						Total Funding
			Funding Available (N) = New allocation (F) = Future	Current Project Funding ($)	FY 2019-20 ($)	FY 2020-21 ($)	FY 2021-22 ($)	FY 2022-23 ($)	FY 2023-24 ($)	
ST-62	California Avenue Widening Phase III (Harbor to	10,035,000								0
ST-63	Marina Blvd. / Black Diamond St./ East Fifth St. Intersection Improvements	95,000								0
ST-64	Linscheid Drive Traffic Calming Project	100,000								0
ST-67	School Area Pedestrian Countdown Signal	100,000								0
ST-69	Presidio Lane Pedestrian Safety Improvements	25,000								0
ST-72	Willow Pass Road Class III Bicycle Facility	200,000								0
ST-73	Patch Paving, Sealing & Striping	500,000	500,000 GF	500,000						500,000
ST-95	Intersection Geometric Improvements (Bailey Road & West Leland Road)	3,000,000								0
ST-96	Citywide Arterial Median Conversion	145,000	25,000 Measure J (N) 120,000 Measure J (F)		25,000	30,000	30,000	30,000	30,000	145,000
ST-98	2019/20 Street Maintenance	322,427	172,427 RMRA (N) 150,000 HUTA(N)		322,427					322,427
ST-99	SB-1 FY 19/20 Pavement Management	895,000	895,000 RMRA (N)		895,000					895,000
ST-100	2020/21 STP/OBAG II Pavement Improvement Project	2,690,000	$100,000 HUTA $180,000 RMRA (F) $2,410,000 OBAG2/STP (F)		100,000	2,590,000				2,690,000
ST-101	2022/23 Citywide Traffic Calming	50,000	$50,000 MJ (F)					50,000		50,000
ST-102	2023/24 Citywide Traffic Calming	50,000	50,000 MJ (F)						50,000	50,000

ENGINEERING
DIVISION
CIP Section

STREET PROJECTS
Project Summary

5 year CIP 2019-20 / 2023-2024

Item No.	Project Name	Estimated Project Cost ($)	Funding/Source ($) Funding Available (N) = New allocation (F) = Future	CIP Funding Schedule						Total Funding
				Current Project Funding ($)	FY 2019-20 ($)	FY 2020-21 ($)	FY 2021-22 ($)	FY 2022-23 ($)	FY 2023-24 ($)	
ST-103	SB-1 FY 23/24 Pavement Management	974,000	974,000 RMRA (F)						974,000	974,000
ST-104	2023/24 Street Maintenance Project	400,000	400,000 HUTA (F)						400,000	400,000
TOTALS		**219,736,327**		**15,064,500**	**2,128,627**	**4,230,888**	**1,664,805**	**1,580,000**	**1,604,000**	**26,272,820**

ENGINEERING
DIVISION
CIP Section

SIGNAL PROJECTS
Project Summary

5 year CIP 2019-20 / 2023-2024

Item No.	Project Name	Estimated Project Cost ($)	Funding ($)	CIP Funding Schedule						Total Funding
			Available (N) = New allocation (F) = Future allocation	Current Project Funding ($)	FY 2019-20 ($)	FY 2020-21 ($)	FY 2021-22 ($)	FY 2022-23 ($)	FY 2023-24 ($)	
S-2	Street Name Sign LED Conversion	200,000								0
S-4	Harbor Street/ Stoneman Avenue	300,000								0
S-6	Traffic Signal Modification Kirker Pass Rd/Pheasant Dr	50,000								0
S-8	2019/20 Traffic Signal Modification Project	135,000	135,000 RMRA(N)		135,000					135,000
S-9	Leland Rd. Signal Interconnect	380,000								0
S-10	Buchanan Rd. Signal Interconnect	525,000								0
S-11	2022/23 Traffic Signal Modification Project	135,000	135,000 RMRA(F)					135,000		135,000
S-12	Opticom and Transit Priority Control	200,000								0
S-13	Installation of Emergency Vehicle Preemption at 6 Intersections	50,000								0
S-14	Wireless Traffic Signal Communication	305,000								0
S-15	2020/21 Traffic Signal Modification Project	135,000	135,000 RMRA(F)			135,000				135,000
S-16	2021/22 Traffic Signal Modification Project	135,000	135,000 RMRA(F)				135,000			135,000

10/8/2019

ENGINEERING
DIVISION
CIP Section

SIGNAL PROJECTS
Project Summary

5 year CIP 2019-20 / 2023-2024

Item No.	Project Name	Estimated Project Cost ($)	Funding ($)	CIP Funding Schedule						Total Funding
			Available (N) = New allocation (F) = Future allocation	Current Project Funding ($)	FY 2019-20 ($)	FY 2020-21 ($)	FY 2021-22 ($)	FY 2022-23 ($)	FY 2023-24 ($)	
S-17	2023/24 Traffic Signal Modification Project	135,000	135,000 RMRA(F)						$135,000	135,000
S-18	HSIP 9 Citywide Traffic Signal Improvement Project	1,110,000	1,065,600 HSIP 44,400 RMRA (N)	1,065,600	44,400					1,110,000
S-19	Traffic Adaptive Cooridor Signal Project	300,000								0
S-24	Bailey Road Signal Interconnects	210,000								0
S-25	Loveridge Road Signal Interconnects	150,000								0
S-26	Railroad Avenue/3rd Street	300,000								0
S-27	Harbor Street/Central Avenue	330,000								0
S-30	Railroad Avenue/School Street	300,000								0
TOTALS		**5,385,000**		**1,065,600**	**179,400**	**179,400**	**135,000**	**135,000**	**135,000**	**1,785,000**

ENGINEERING
DIVISION
CIP Section

WATER PROJECTS
Project Summary

5 year CIP 2019-20 / 2023-2024

Item No.	Project Name	Estimated Project Cost ($)	Funding ($)	CIP Funding Schedule						Total Funding
			Identified Funding Available (N) = New allocation (F) = Future allocation	Current Project Funding ($)	FY 2019-20 ($)	FY 2020-21 ($)	FY 2021-22 ($)	FY 2022-23 ($)	FY 2023-24 ($)	
W-2	Hillview Reservoir coating (exterior)	350,000								0
W-4	Riverview/Alturis 12" Canal Crossing	150,000								0
W-5	Zone I/II Boundary Adjustments (Harbor, Leland, Railroad)	1,133,000								0
W-6	WTP Capital Repairs and Improvements (5058)	525,000	150,000 WOF 75,000 WOF (N) 300,000 WOF(F)	150,000	75,000	75,000	75,000	75,000	75,000	525,000
W-7	24" / 20" / 16" / 12" Main Buchanan Rd Phase 2 (Seg 1 & 6)(WTP to SE Hills)	1,522,000								0
W-8	2020/21 Water Main Installation/ Replacement Program (Pittsburg Heights)	3,000,000			400,000	1,000,000				1,400,000
W-10	Highlands Ranch Reservoir Recoating	200,000								0
W-11	Automatic Water Meter Reading System (5030)	4,006,793	2,506,793 WOF 300,000(N) WOF 1,200,000(F) WOF	2,506,793	300,000	300,000	300,000	300,000	300,000	4,006,793
W-15	12" Main Stoneman Ave (Harbor to Loveridge)	800,000								0
W-17	2016/17 WTP Sludge Removal (5055)	250,000	250,000 WOF	250,000						250,000
W-21	Convert Backyard Services in Central Addition to Street	9,400,000								0

WATER PROJECTS
Project Summary

Item No.	Project Name	Estimated Project Cost ($)	Funding ($)	CIP Funding Schedule						Total Funding
			Identified Funding Available (N) = New allocation (F) = Future allocation	Current Project Funding ($)	FY 2019-20 ($)	FY 2020-21 ($)	FY 2021-22 ($)	FY 2022-23 ($)	FY 2023-24 ($)	
W-24	Pittsburg-Antioch Highway Waterline Improvements (eastern loop)	1,200,000								0
W-28	Highlands Ranch Zone 2 (1.4 MG) Reservoir (T-9)	5,250,000	City 44% Dev 56%							0
W-29	WTP Filter Backwash Management - 1.5 MGD Package Treatment Unit (Phase I)	1,500,000								0
W-30	WTP Filter Backwash Management - 1.5 MGD Package Treatment Unit (Phase II)	750,000								0
W-31	WTP 0.5 MG Filter Backwash Basin	3,000,000								0
W-33	WTP Mechanical Sludge Dewatering	2,000,000								0
W-34	WTP Disinfection Modification and Conversion	1,900,000	400,000 WFR(N) 1,000,000 WOR(F) 500,000 WFR(F)		400,000	1,500,000				1,900,000

ENGINEERING
DIVISION
CIP Section

WATER PROJECTS
Project Summary

5 year CIP 2019-20 / 2023-2024

Item No.	Project Name	Estimated Project Cost ($)	Funding ($)	CIP Funding Schedule						Total Funding
			Identified Funding Available (N) = New allocation (F) = Future allocation	Current Project Funding ($)	FY 2019-20 ($)	FY 2020-21 ($)	FY 2021-22 ($)	FY 2022-23 ($)	FY 2023-24 ($)	
W-39	Annual Filter Media Replacement	600,000	100,000 WOF 100,000 WOF(N) 400,000 WOF(F)	100,000	100,000	100,000	100,000	100,000	100,000	600,000
W-40	2022/23 Water Main Installation/ Replacement Program	3,400,000	400,000 WOF (F) 3,000,000 (F)				400,000	3,000,000		3,400,000
W-50	1.3 MG Zone I water tank (T-10)	5.300,000	Dev							0
W-61	20" Main W. Leland (WTP to SW Hills) Phase I (SEG 3W, 6W)(5071)	3,000,000	1,796,000 WFR 1,204,000 2005 Wbond	3,000,000						3,000,000
W-63	20" Main W. Leland (WTP to SW Hills) Phase 2 (SEG 1W, 2W)	2,700,000								0
W-101	WTP Capital Repairs/ Filter Rehabilitation (5050)	1,267,146	1,267,146 WOF	1,267,146						1,267,146
W-102	2023/24 Water Main Installation Replacement Program	2,400,000	2,400,000 WOF (F)					500,000	1,900,000	2,400,000
W-106	2016/17 Water Main Installation/ Replacement Program (5054) See SS-34 (Cornwall Neighborhood)	6,317,500	(70,672) WFR (503) (940,000) Wbond	-1,010,672						(1,010,672)
W-107	Bodega Court Water System Loop Project	300,000	$300,000 WOF (N)		300,000					300,000
TOTALS		**56,921,439**		**6,263,267**	**1,575,000**	**2,975,000**	**875,000**	**3,975,000**	**2,375,000**	**18,038,267**

10/8/2019

ENGINEERING
DIVISION
CIP Section

SEWER PROJECTS
Project Summary

5 year CIP 2019-20 / 2023-2024

Item No.	Project Name	Estimated Project Cost ($)	Funding ($)	CIP Funding Schedule						Total Funding
			Identified Funding Available (N) = New allocation (F) = Future allocation	Current Project Funding ($)	FY 2019-20 ($)	FY 2020-21 ($)	FY 2021-22 ($)	FY 2022-23 ($)	FY 2023-24 ($)	
SS-1	Citywide Sewer Inspection Project (5119)	112,410	112,410 SOF	112,410						112,410
SS-2	2022/23 Sewer Replacement/ Rehabilitation Program (Cental Addition Phase I)	2,900,000	2,400,000 SOF(F) 500,000 SFR (F)					400,000	2,500,000	2,900,000
SS-4	Sewer Master Plan Update	175,000	175,000 SOF	175,000						175,000
SS-20	P/A Highway Sewer Line Improvements	605,000								0
SS-23	Highway 4 Trunk Line Relief (Segment A) (2007-09)(5201)	3,404,000	200,000 SFR	200,000						200,000
SS-24	Bart Specific Plan Sewer Main	284,000								0
SS-29	Highway 4 Trunk Line Relief (Segment B)	1,554,000								0
SS-30	2014/15 Sewer/Water Replacement/ Rehabilitation Program (5204)	10,000,000	8,300,000 SOF 950,000 WOF 750,000 WFR	10,000,000						10,000,000

10/8/2019

ENGINEERING
DIVISION
CIP Section

SEWER PROJECTS
Project Summary

5 year CIP 2019-20 / 2023-2024

Item No.	Project Name	Estimated Project Cost ($)	Funding ($)	CIP Funding Schedule						Total Funding
			Identified Funding Available (N) = New allocation (F) = Future allocation	Current Project Funding ($)	FY 2019-20 ($)	FY 2020-21 ($)	FY 2021-22 ($)	FY 2022-23 ($)	FY 2023-24 ($)	
SS-31	Oak Hills Center Sewer Main	650,000								0
SS-34	2016/17 Sewer Replacement/ Rehabilitation Program (5205)	12,927,500	1,300,000 SOF (N) 4,850,000 SOF 460,000 SFR 5,300,000 WOF 940,000 Wbond 77,500 WFR 503	11,627,500	1,300,000					12,927,500
SS-36	2020/21 Sewer Replacement/ Rehabilitation Program (11th Street Area)	2,100,000	2,100,000 SOF (F)			500,000	1,600,000			2,100,000
TOTALS		**34,711,910**		**22,114,910**	**1,300,000**	**500,000**	**1,600,000**	**400,000**	**2,500,000**	**28,414,910**

ENGINEERING
DIVISION
CIP Section

STORM DRAINAGE PROJECTS
Project Summary

5 year CIP 2019-20 / 2023-2024

Item No.	Project Name	Estimated Project Cost ($)	Funding ($)	CIP Funding Schedule						Total Funding
			Funding Available (N) = New allocation (F) = Future	Current Project Funding ($)	FY 2019-20 ($)	FY 2020-21 ($)	FY 2021-22 ($)	FY 2022-23 ($)	FY 2023-24 ($)	
SD-1	Sugartree Channel Project (Contra Costa Canal to EBMUD)	675,000								0
SD-2	Buchanan Park Parking Lot Retrofit	975,000								0
SD-3	Full Trash Capture Device (Calfiornia Avenue and Loveridge Road	250,000								0
SD-4	Full Trash Capture Devices (Citywide)	50,000								0
SD-5	W. 8th Street Storm Drain Pump Station	180,000								0
SD-6	Praxair Storm Water Diversion for Kirker Creek East of Loveridge Road	1,250,000								0
SD-7	W. Leland Road Storm Drainage Improvements (Crestview Dr. to Burton Ave.)	680,000								0
SD-8	Storm Drain Repairs on Buchanan Road/ West Leland Road	275,000								0
SD-9	Americana Park/North Parkside Storm Drainage Project (2009-01)(8336)	700,000	120,000 CCIF 580,000 IRRF	700,000						700,000
SD-10	Kirker Creek Improvement (Loveridge Rd to Dow Channel)	1,210,000								0
SD-11	Storm Drain Master Plan Update	400,000								0
SD-12	Kirker Creek Watershed Hwy 4 to Garcia	1,725,000								0
SD-13	Kirker Creek Watershed Leland Rd to Contra Costa Canal	395,000								0
SD-14	Kirker Creek Watershed Contra Costa Canal to Buchanan Road	350,000								0

10/8/2019

ENGINEERING
DIVISION
CIP Section

STORM DRAINAGE PROJECTS
Project Summary

5 year CIP 2019-20 / 2023-2024

Item No.	Project Name	Estimated Project Cost ($)	Funding ($)	CIP Funding Schedule						Total Funding
			Funding Available (N) = New allocation (F) = Future	Current Project Funding ($)	FY 2019-20 ($)	FY 2020-21 ($)	FY 2021-22 ($)	FY 2022-23 ($)	FY 2023-24 ($)	
SD-15	Kirker Creek Watershed Buchanan Road to Kingswood	2,060,000								0
SD-16	Kirker Creek Watershed Ventura Area	140,000								0
SD-17	Kirker Creek Watershed Stoneman Ave/Contra Costa Canal	1,005,000								0
SD-18	Kirker Creek Watershed LMC Area	635,000								0
SD-19	Lawlor Creek Watershed Hwy 4 to Leland	430,000								0
SD-20	Lawlor Creek Watershed Contra Costa Canal to Santa Maria Drive	165,000								0
SD-21	Lawlor Creek Watershed Leland Road to Oak Hills Circle	460,000								0
SD-22	Watershed 4 Willow Pass Road and Contra Costa Canal	105,000								0
SD-23	Watershed 4 Leland Road to Sugartree Drive	195,000								0
SD-24	Watershed 4 Rock Ridge Way to End of Jacqueline Drive	670,000								0
SD-25	Watershed 5 Hwy 4 to Paige Court	55,000								0
SD-26	Watershed 6 City Park Storm Drain	600,000								0
SD-27	Watershed 6 Hwy 4 to Andrea Way	90,000								0
SD-28	Watershed 6 Parkside Drive Storm Drain	85,000								0
SD-29	Watershed 6 Dover Way Storm Drain	980,000								0
SD-30	Watershed 6 Leland Road/Arlington Drive to Kingston Place/Crestview Drive	1,250,000								0
SD-31	Watershed 6 Contra Costa Canal/Crestview Drive to Ramona Drive/Linscheid Drive	1,285,000								0

10/8/2019

STORM DRAINAGE PROJECTS
Project Summary

Item No.	Project Name	Estimated Project Cost ($)	Funding ($)	CIP Funding Schedule						Total Funding
			Funding Available (N) = New allocation (F) = Future	Current Project Funding ($)	FY 2019-20 ($)	FY 2020-21 ($)	FY 2021-22 ($)	FY 2022-23 ($)	FY 2023-24 ($)	
SD-32	Watershed 6 Harbor Street/River Outfall to Harbor Street/School Street	1,225,000								0
SD-33	Watershed 6 Stone Harbour Drive/Morro Drive to Brighton Drive	440,000								0
SD-34	Watershed 6 Cumberland Drive/3rd Street to Railroad Avenue/7th Street	510,000								0
SD-35	Watershed 6 Marina Boulevard and Bayside Drive	150,000								0
SD-36	Watershed 6 8th Street/Railroad Avenue to 8th Street Outfall/ Montezuma Slough	1,000,000								0
SD-37	Montezuma Pump Station Replacement Project	425,000	$125,000 SOF 300,000 KKDF (N)	425,000						425,000
SD-39	Railroad & Civic Avenue Bioretention	520,000								0
SD-40	Environmental Center Parking Area Improvements	780,000								0
SD-41	Frontage Road Green Path	1,200,000								0
SD-42	Marina Parking Lot Modifications	650,000								0
SD-43	City Parking Lot Retrofit at Pittsburg/Antioch Hwy	780,000								0
SD-44	Railroad Avenue Bulb-Out Retrofit	1,000,000								0
SD-45	Range Road Roadway Bioretention	910,000								0
SD-46	Riverview Park Green Infrastructure Project	780,000								0
SD-47	Americana Park Detention Basin and Drainage Retrofits	800,000								0
SD-48	Willow Pass Road Roadway Bioretention	550,000								0

STORM DRAINAGE PROJECTS
Project Summary

Item No.	Project Name	Estimated Project Cost ($)	Funding ($)	CIP Funding Schedule						Total Funding
			Funding Available (N) = New allocation (F) = Future	Current Project Funding ($)	FY 2019-20 ($)	FY 2020-21 ($)	FY 2021-22 ($)	FY 2022-23 ($)	FY 2023-24 ($)	
TOTALS		**31,045,000**		**1,125,000**	**0**	**0**	**0**	**0**	**0**	**1,125,000**

ENGINEERING
DIVISION
CIP Section

BUILDING PROJECTS
Project Summary

5 year CIP 2019-20 / 2023-2024

Item No.	Project Name	Estimated Project Cost ($)	Funding ($)	CIP Funding Schedule						Total Funding
			Available (N) = New allocation (F) = Future allocation	Current Project Funding ($)	FY 2019-20 ($)	FY 2020-21 ($)	FY 2021-22 ($)	FY 2022-23 ($)	FY 2023-24 ($)	
B-2	Corporation Yard Fueling System Replacement Project	400,000	$400,000 Building & Fleet Maintenance		400,000					400,000
B-5	Police Evidence & Intake Room Improvements	350,000	$100,000 Building Maintenance		100,000					100,000
B-6	Police Evidence Storage Building	TBD								0
B-7	Civic Center Repair	120,000	40,000 GF (N) 80,000 GF	80,000	40,000					120,000
B-12	Purchase Corp Yard Annex 359 E 12th St	1,650,000								0
B-52	Civic Center Parking Structure	5,000,000								0
B-53	Downtown Surface Parking Lot	1,500,000								0
B-54	Downtown Parking Structure	5,000,000								0
B-55	Civic Center/Senior Center EOC Upgrades	100,000	20,000 GF (N) 60,000 GF	60,000	20,000					
B-56	Police Department Women's Locker Room Expansion	TBD	$50,000 GF (N)		50,000					50,000
TOTALS		**14,120,000**		**140,000**	**610,000**	**0**	**0**	**0**	**0**	**750,000**

ENGINEERING
DIVISION
CIP Section

PARK PROJECTS
Project Summary

5 year CIP 2019-20 / 2023-2024

Item No.	Project Name	Estimated Project Cost ($)	Funding ($)	CIP Funding Schedule						Total Funding
			Available (N) = New allocation (F) = Future allocation	Current Project Funding ($)	FY 2019-20 ($)	FY 2020-21 ($)	FY 2021-22 ($)	FY 2022-23 ($)	FY 2023-24 ($)	
PK-1	Central Harbor Park Restrooms	482,000								0
PK-2	Old Growth Tree Care	100,000								0
PK-3	Small World Park Improvements	20,000	20,000 (PDF)	20,000						20,000
PK-4	Annual Playground Replacement Project	480,000	80,000 PDF 80,000 PDF(N) 320,000 PDF(F)	80,000	80,000	80,000	80,000	80,000	80,000	480,000
PK-5	CASP Accessibility Improvements in Parks	150,000								0
PK-6	City Park Soccer Field Turf Replacement	250,000	250,000 PDF	250,000						250,000
PK-7	De Anza Park Walkway Rehabilitation and Basketball Court	500,000								0
PK-8	Biennial Playfield Replacement	500,000	250,000 PDF(N) 250,000 PDF(F)		250,000		250,000			500,000
PK-9	Annual Park Features Replacement Project	450,000	75,000 PDF 75,000 PDF(N) 300,000 PDF(F)	75,000	75,000	75,000	75,000	75,000	75,000	450,000
PK-10	Biennual Restroom Replacement/Rehabilitation	750,000	250,000 PDF 500,000 PDF(F)	250,000		250,000		250,000		750,000
PK-11	Buchanan Swim Center Improvements/Solar Heating	300,000								0
PK-12	All Abilities Playground	2,000,000								0
PK-13	Park and Landscaping Improvement Project	200,000	200,000 PDF(N)		200,000					200,000
PK-14	Skate Park @ Stoneman North	480,000								0

PARK PROJECTS
Project Summary

Item No.	Project Name	Estimated Project Cost ($)	Funding ($)	CIP Funding Schedule						Total Funding
			Available (N) = New allocation (F) = Future allocation	Current Project Funding ($)	FY 2019-20 ($)	FY 2020-21 ($)	FY 2021-22 ($)	FY 2022-23 ($)	FY 2023-24 ($)	
PK-15	Annual Citywide Park Sign Replacement Program	250,000	50,000 PDF(N) 200,000 PDF(F)		50,000	50,000	50,000	50,000	50,000	250,000
PK-26	Buchanan Park Renovations	8,500,000								0
PK-40	Dredge Buchanan Park Pond	200,000								0
PK-41	Buchanan Park School Age Playground	250,000								0
TOTALS		**15,862,000**		**675,000**	**655,000**	**455,000**	**455,000**	**455,000**	**205,000**	**2,900,000**

ENGINEERING
DIVISION
CIP Section

GENERAL PROJECTS
Project Summary

5 year CIP 2019-20 / 2023-2024

Item No.	Project Name	Estimated Project Cost ($)	Funding ($)	CIP Funding Schedule						Total Funding
			Funding Available (N) = New allocation (F) = Future	Current Project Funding ($)	FY 2019-20 ($)	FY 2020-21 ($)	FY 2021-22 ($)	FY 2022-23 ($)	FY 2023-24($)	
G-2	City Standard Details Update	100,000	32,000 WOF(N) 11,000 SOF(N) 26,000 HUTA(N) 31,000 PDF(N)	100,000						100,000
G-3	Buchanan Road Reader Board Replacement Project	25,000								0
G-7	PG&E Street Light Facilities Acquisition	1,050,000								0
G-9	ADA Transition Plan Update	50,000								0
G-12	City Limit Entrance Features	120,000								0
G-18	West Leland Road Underground Utilities (Railroad Avenue to Crestview Drive)	1,400,000	1,400,000 Rule 20	1,400,000						1,400,000
G-25	East 8th Street Underground Utilities (Railroad Avenue to Harbor Street)	840,000								0
TOTALS		**3,585,000**		**1,500,000**	**0**	**0**	**0**	**0**	**0**	**1,500,000**

10/8/2019

ENGINEERING
DIVISION
CIP Section

PITTSBURG POWER PROJECTS
Project Summary

5 year CIP 2019-20 / 2023-2024

Item No.	Project Name	Estimated Project Cost ($)	Funding ($)	CIP Funding Schedule						Total Funding
			Funding Available (N) = New allocation (F) = Future	Current Project Funding ($)	FY 2019-20 ($)	FY 2020-21 ($)	FY 2021-22 ($)	FY 2022-23 ($)	FY 2023-24 ($)	
PP-1	2017/2018 Cable Replacement	250,000	250,000 IE	250,000						250,000
PP-2	Duct Bank/Vault Replacements	550,000	400,000 IE 50,000 IE (N) 100,000 (F)	400,000	50,000	100,000				550,000
PP-3	Upgrade Station M (Bldg 577)	180,000								0
PP-4	Re Purpose Station E (Bldg 801)	440,000	90,000 IE 350,000 IE (N)	90,000	350,000					440,000
PP-5	Waterfront Area Reliability Project	700,000	500,000 IE (N) 200,000 (F)		500,000	200,000				700,000
PP-6	Re Purpose Station N (Bldg 777)	225,000								0
PP-7	Station H KWH Metering Equipment	80,000	80,000 IE	80,000						80,000
PP-8	Outage Recovery Project	520,000	120,000 IE (N) 400,000 IE (F)		120,000	100,000	100,000	100,000	100,000	520,000
PP-9	Scada System Install Project	600,000								0
PP-10	RA Replacement Project	320,000								0
PP-11	Nimitz Ductbank Relocation Project	1,000,000								0

10/8/2019

ENGINEERING
DIVISION
CIP Section

PITTSBURG POWER PROJECTS
Project Summary

5 year CIP 2019-20 / 2023-2024

Item No.	Project Name	Estimated Project Cost ($)	Funding ($)	CIP Funding Schedule						Total Funding
			Funding Available (N) = New allocation (F) = Future	Current Project Funding ($)	FY 2019-20 ($)	FY 2020-21 ($)	FY 2021-22 ($)	FY 2022-23 ($)	FY 2023-24 ($)	
PP-12	Street Light Metering Project	40,000								0
PP-13	North Island Ductbank Relocation Project	1,200,000								0
PP-25	Gas Line Removal and Replacement	150,000	150,000 IE	150,000						150,000
TOTALS		**6,255,000**		**970,000**	**1,020,000**	**400,000**	**100,000**	**100,000**	**100,000**	**2,690,000**

ENGINEERING
DIVISION
CIP Section

MARINA PROJECTS
Project Summary

5 year CIP 2019-20 / 2023-2024

Item No.	Project Name	Estimated Project Cost ($)	Funding ($)	CIP Funding Schedule						Total Funding
			Funding Available (N) = New allocation (F) = Future	Current Project Funding ($)	FY 2019-20 ($)	FY 2020-21 ($)	FY 2021-22 ($)	FY 2022-23 ($)	FY 2023-24 ($)	
M-1	Public Boat Launch Restroom Relacement Project	564,000	564,000 (E)	564,000						**564,000**
M-3	2017-2027 Marina Maintenance Dredging (Formerly Riverview Basin Dredding Project) (5400)	10,500,000	65,000 WO 41,208 ME 70,000 WO 250,000 ME	426,208						426,208
M-4	Replace Covered Berths in Central Harbor (sheds 1,2, & 3)	425,000								0
M-5	Re-model Restrooms and Showers in Riverview Basin	225,000								0
M-6	Demolish and Replace Restrooms at the Launch Ramp	225,000								0
M-7	Restroom/Shower Facility for Central Harbor	250,000								0
M-8	Marina South Parking Lot Improvements	50,000								0
M-9	Launch Ramp Maintenance Dredging	65,000								0
M-10	Riverview Park Dock Repairs	75,000								0
M-11	Marina Infrastructure Repair & Replacement	500,000	20,000 ME		20,000					20,000
TOTALS		**12,879,000**		**990,208**	**20,000**	**0**	**0**	**0**	**0**	**1,010,208**

10/8/2019

CIP PROJCTS

PROJECT DESCRIPTIONS

The CIP includes a general list of projects scheduled during each of the five years of the program, followed by detailed project sheets arranged by project category, such as Streets, Traffic Signals, Water, Sewer, etc. These sheets include information for each project as follows:

CIP Identification Number: (example: ST-5)

ST-#	Street Projects
S-#	Signal Projects
W-#	Water Projects
SS-#	Sewer Projects
SD-#	Storm Drainage Projects
PK-#	Park Projects
B-#	Building Projects
G-#	General Projects
PP-#	Pittsburg Power Projects
M-#	Marina Projects

Project Title: This is the title of the proposed project.

Project Number: A CIP contract or project number will be assigned to the projects as funding is established.

Status: This will indicate the project status if available.

Estimated Project Cost: Project cost estimates are used as place holders for project funding. Cost estimates shown here vary from conceptual project estimates to detailed design estimates. A more detailed cost estimate is prepared during the design phase of each project. Actual costs are unknown until bids are opened.

Project Limits: This is a written description of the project limits if available.

Funding Sources: This section identifies project funding sources that have been approved or will be approved with adoption of this CIP.

Project Description: This is a detailed description of the project.

STREET PROJECTS



ST-1: RANGE ROAD OVERCROSSING

Project No.
TBD

Status:
Awaiting funding.

Estimated Project Cost:
$25,000,000

Project Limits:
State Route 4 at Range Road

Funding Sources

Eligible Funding Source: TMF
Identified Funding Source: None

Project Description:
This project includes planning, design and construction of an over-crossing on State Route 4 at Range Road. This project will significantly improve the level of service of the over-crossings at Railroad Avenue and Bailey Road. Project will accommodate bicycle facilities where appropriate.



ST-2: BART PEDESTRIAN/BICYCLE CONNECTIVITY

Project No.
2019

Status:
Design

Estimated Project Cost:
$4,578,000

Project Limits:
Railroad Avenue from School Street to Delta DeAnza Trail at Alvarado Avenue, California Avenue from Harbor Street to Railroad Ave, Bliss Ave from BART parking to Railroad Avenue

Funding Sources
Eligible Funding Sources: Gas Tax, Measure J, IRRF, IE, PP, Grants
Identified Funding: OBAG2 Grant, TDA, PBTF

Project Description:
The project centers around the planned Pittsburg Center BART station and will design and construct multiuse Class I bikeways and Class IV buffered bikeways (PBTF eligible) within existing public right-of-way, additional parallel parking, trail lighting, intersection corner treatments, crosswalk treatments, modified driveways, bus shelter, benches, wayfinding and service info signage, walls/fencing, as well as landscaping improvements and will coordinate with a multimodal transfer facility.

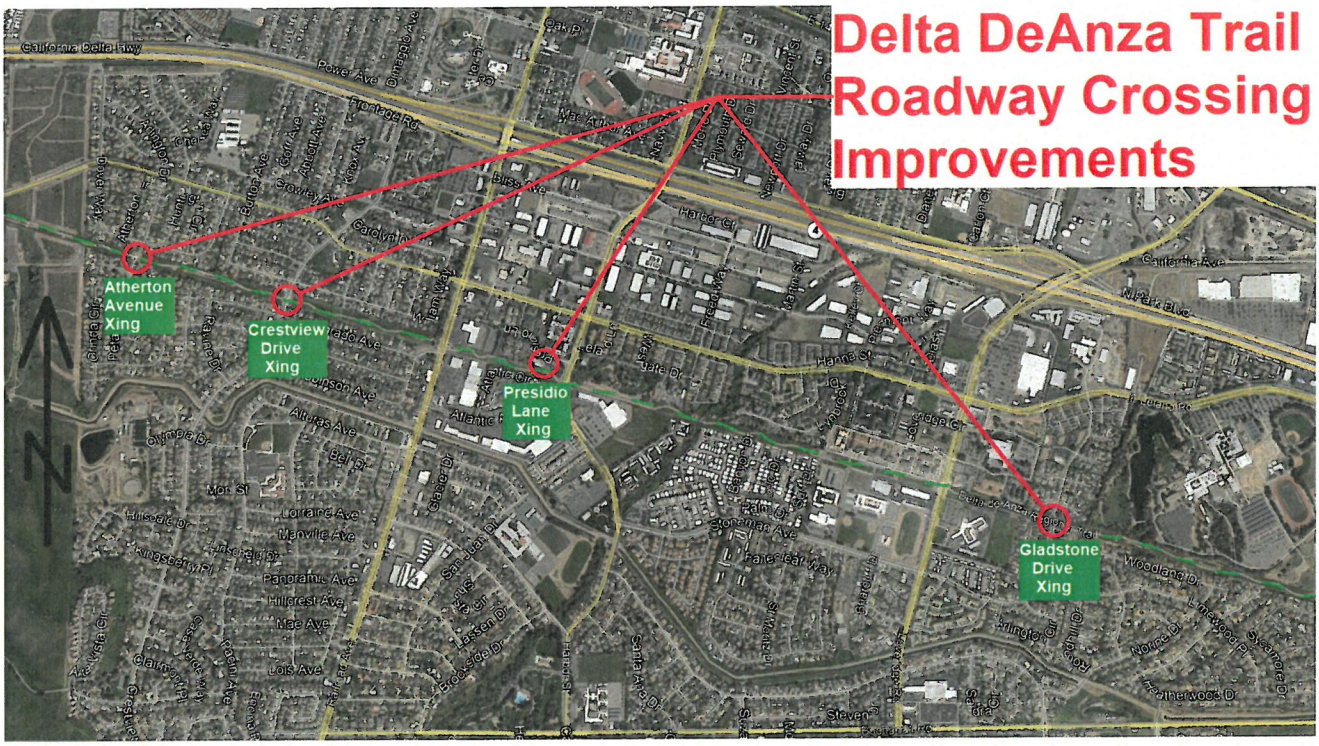

ST-4: DELTA DEANZA TRAIL ROADWAY CROSSING IMPROVEMENTS

Project No.

Status:
Conceptual Design

Estimated Project Cost:
$150,000

Project Limits:
Delta DeAnza Trail Crossing at Atherton Avenue, Crestview Drive, Presidio Lane, and Gladstone Drive

Funding Sources
Eligible Funding Sources: Gas Tax, Measure J
Identified Funding: 2019/20 TDA grant ($120,000)

Project Description:

Install Rectangular Rapidly Flashing Beacons (RRFB's), curb extensions, median pedestrian refuge, high visibility crosswalks, red curb, wayfinding signage, roadway markings and roadway signage at four (4) roadway crossings along the Delta De Anza Regional Class 1 Trail.

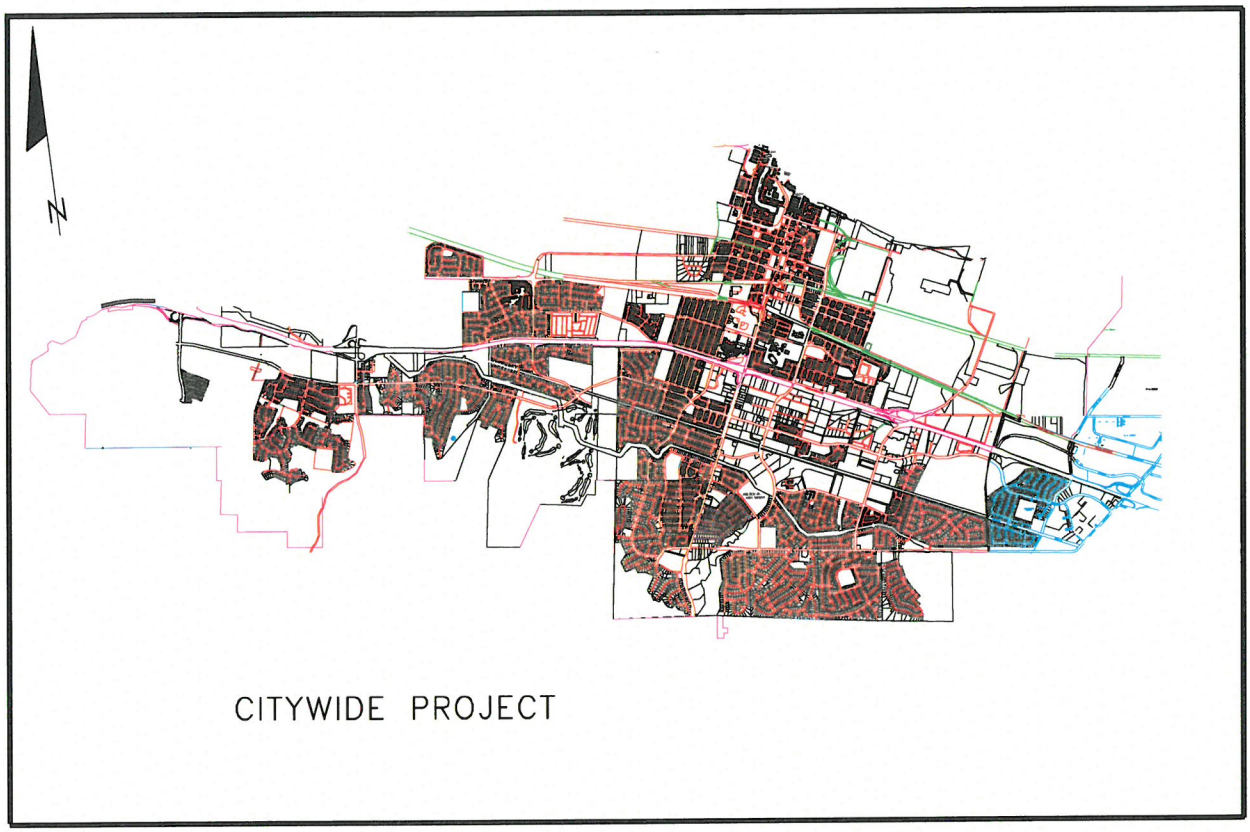

ST-5: STREET MEDIAN/LANDSCAPING IMPROVEMENTS

Project No.
TBD

Status:
Evaluating needs.

Estimated Project Cost:
$520,000

Project Limits:
Project locations TBD

Funding Sources:
Eligible Funding Source: TBD
Identified Funding Source: None

Project Description:
This project includes the construction of new street medians/green infrastructure features and landscaping in various locations throughout the City.



ST-6: BAILEY ROAD INTERIM REPAIRS

Project No.
TBD

Status:
Awaiting funding

Estimated Project Cost:
$615,000

Project Limits:
West Leland Road to City Limit (1,600 feet south)

Funding Sources

Eligible Funding Source: Measure J, Keller Canyon Mitigation Funds
Identified Funding Source: $615,000 Keller

Project Description:
This project will construct interim pavement rehabilitation on Bailey Road from West Leland Road to the City Limit Line approximately 1,600 feet south of West Leland Road. This project will be followed up by a full roadway rehabilitation several years later.

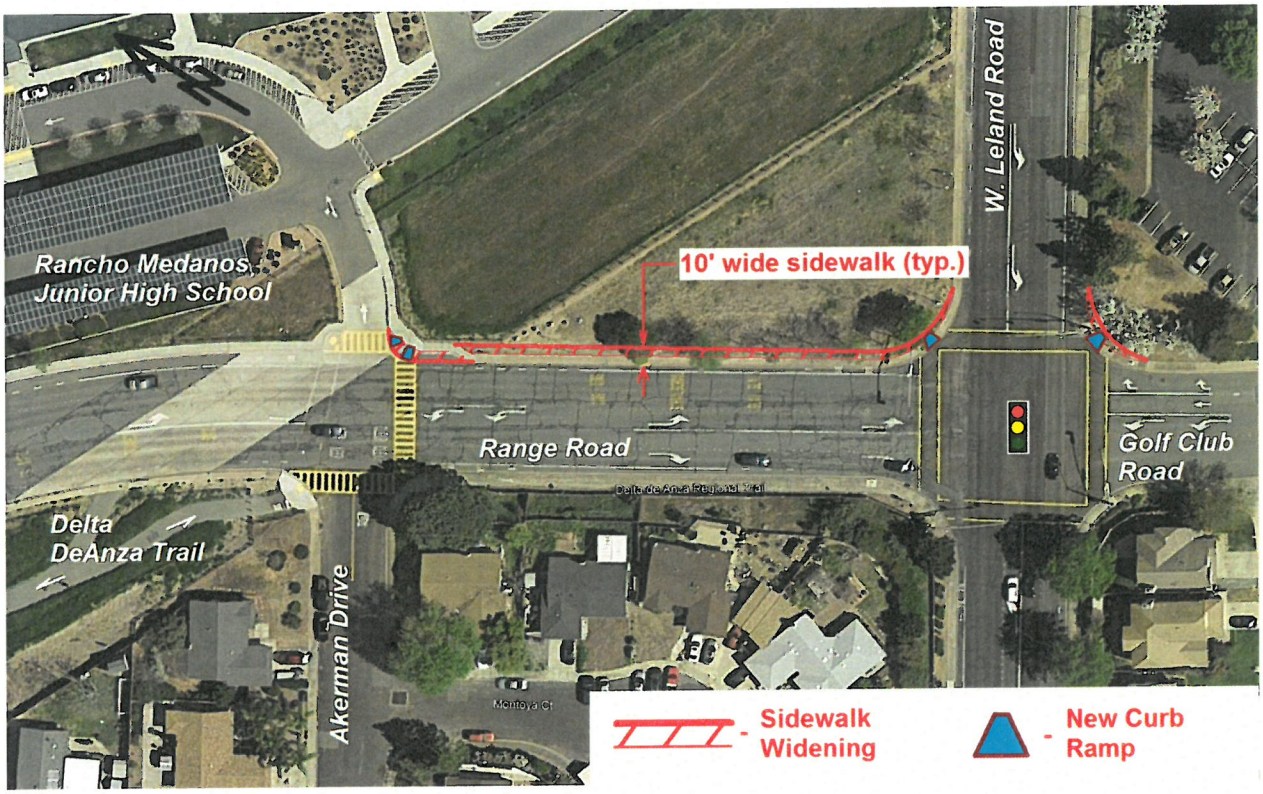

ST-7: RANGE ROAD SIDEWALK IMPROVEMENTS

Project No.
TBD

Status:

Estimated Project Cost:
$120,000

Project Limits:
Ackerman Drive to south side of West Leland Road

Funding Sources:
Eligible Funding Sources: Gas Tax, Measure J

Identified Funding: $55,000 Gas Tax, $65,000 TDA Grant

Project Description:

Widen existing sidewalk approximately five feet along north side of Range Road, from Rancho Medanos Junior High School's entrance to south side of West Leland Road (approximately 400 linear feet). This will allow the large groups of students travelling to and from school to safely stay on sidewalk and avoid walking in bicycle and vehicle traffic lanes.



ST-9: INTERSECTION GEOMETRIC IMPROVEMENTS (SAN MARCO BOULEVARD & WEST LELAND ROAD)

Project No.
TBD

Status:
Awaiting funding

Estimated Project Cost:
$125,000

Project Limits:
Along northbound San Marco Boulevard, between West Leland Road and SR 4 Westbound On-ramp.

Funding Sources
Eligible Funding Source: LTMF, Developer
Identified Funding: None

Project Description:
The project provides for geometric improvements along San Marco Boulevard northbound lanes, between West Leland Road and State Route 4 Eastbound On-ramp. The scope of work contemplated includes adding an auxiliary lane that would connect the free right-turn lane from westbound West Leland Road to the eastbound freeway on-ramp at State Route 4. It is intended that the geometry will accommodate Class 2 bike lanes. The improvements will add capacity along northbound San Marco Boulevard near the freeway interchange, provide for more efficient signal timing, improve intersection level of service, and reduce vehicle queuing on the westbound approach to San Marco Blvd./West Leland Rd. intersection, as well as along northbound San Marco Boulevard approaching State Route 4. The geometric improvements will require right-of-way acquisition from an undeveloped parcel along the east side of San Marco Blvd.



ST-10: EL PUEBLO AREA RECONSTRUCTION/ ADA IMPROVEMENTS

Project No.
2012-05B

Status:
Awaiting Funding

Estimated Project Cost:
$300,000

Project Limits:
Treatro Street, Del Tren Avenue, and Hermosa

Funding Sources:

Eligible Funding Source: County, Measure J, Gas Tax
Identified Funding:

Project Description:
Reconstruction of the remaining streets in the El Pueblo Area including Treatro Street, Del Tren Avenue, and Hermosa. Project includes ADA and other pedestrian safety improvements.





ST-11: 2018/19 CITYWIDE PAVEMENT MANAGEMENT PROJECT

Project No.
2217 & 2222

Estimated Project Cost:
$530,000

Status:
2018/19 Allocation - $400,000, 2019/20 $130,000

Project Limits:
Railroad Avenue from 17th Street to Tenth Street

Funding Sources:
Eligible Funding Source: Gas Tax
Identified Funding Source: Gas Tax $400,000, Measure J $130,000

Project Description:

Based on the Pavement Management System (PMS) and Staff input, it was determined that Railroad Avenue from 17th Street to Tenth Street would be included in this project. The project used a variety of pavement management techniques including, slurry seal, crack sealing and patch paving. Restriping including green bike lane conflict zones is also included as a part of this project.



ST-12: SAN MARCO BOULEVARD WIDENING

Project No.

Status:
Awaiting funding

Estimated Project Cost:
$125,000

Project Limits:
West Leland Road to State Route 4 eastbound on-ramp

Funding Sources:
TBD

Project Description:
Widen San Marco Boulevard 12 feet to the east, from West Leland Road to the State Route 4 eastbound on-ramp. This widening will accommodate an auxiliary/merging lane on northbound San Marco Boulevard that will be used as a receiving lane for vehicles turning right from westbound West Leland Road, as well as for vehicles turning right onto the SR4 eastbound on-ramp from southbound San Marco Blvd.

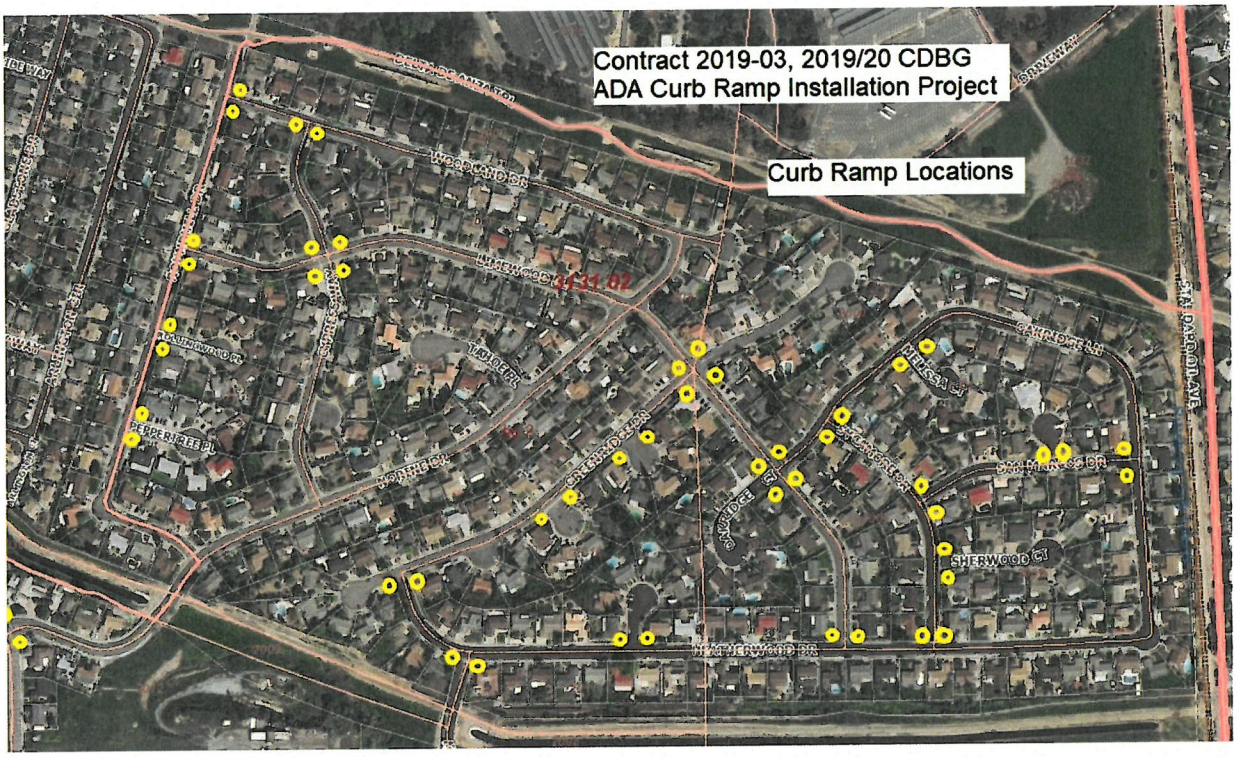

ST-14: 2019/20 CDBG CURB RAMP REPLACMENT PROJECT (Highland Meadows)

Project No.
TBD

Status:
Design

Estimated Project Cost:
$331,200

Project Limits:
Highland Meadows Neighborhood

Funding Sources
Eligible Funding Source: Gas Tax, HUTA, CDBG, Measure J
Identified Funding Source: $331,200 CDBG

Project Description:
This project includes the design and construction of ADA compliant ramps at 50 intersections including: Roundhill/Peppertree Place, Roundhill/Rollingwood Place, Rondhill/Limewood Place, Roundhill/Woodland Dr., Woodland/Cypress Way, Limewood/Greenridge Drive, Limewood Place/Oakridge Court, Limewood/Oakridge Lane, Limewood/Heatherwood Dr., Greenridge/Heatherwood Dr., Greenridge Drive/Lakewood Place, Heatherwood/Meadows Ave, Heatherwood/Heatherwood Court, Heatherwood/Sycamore Dr., Oakridge Lane/Sycamore Dr., Oakridge/Melissa Court, Oakridge/San Marcos Dr., Sycamore/San Marcos Dr., Sycamore/Sherwood Court, San Marcos/Northwood Court, Ventura/Norine Dr.

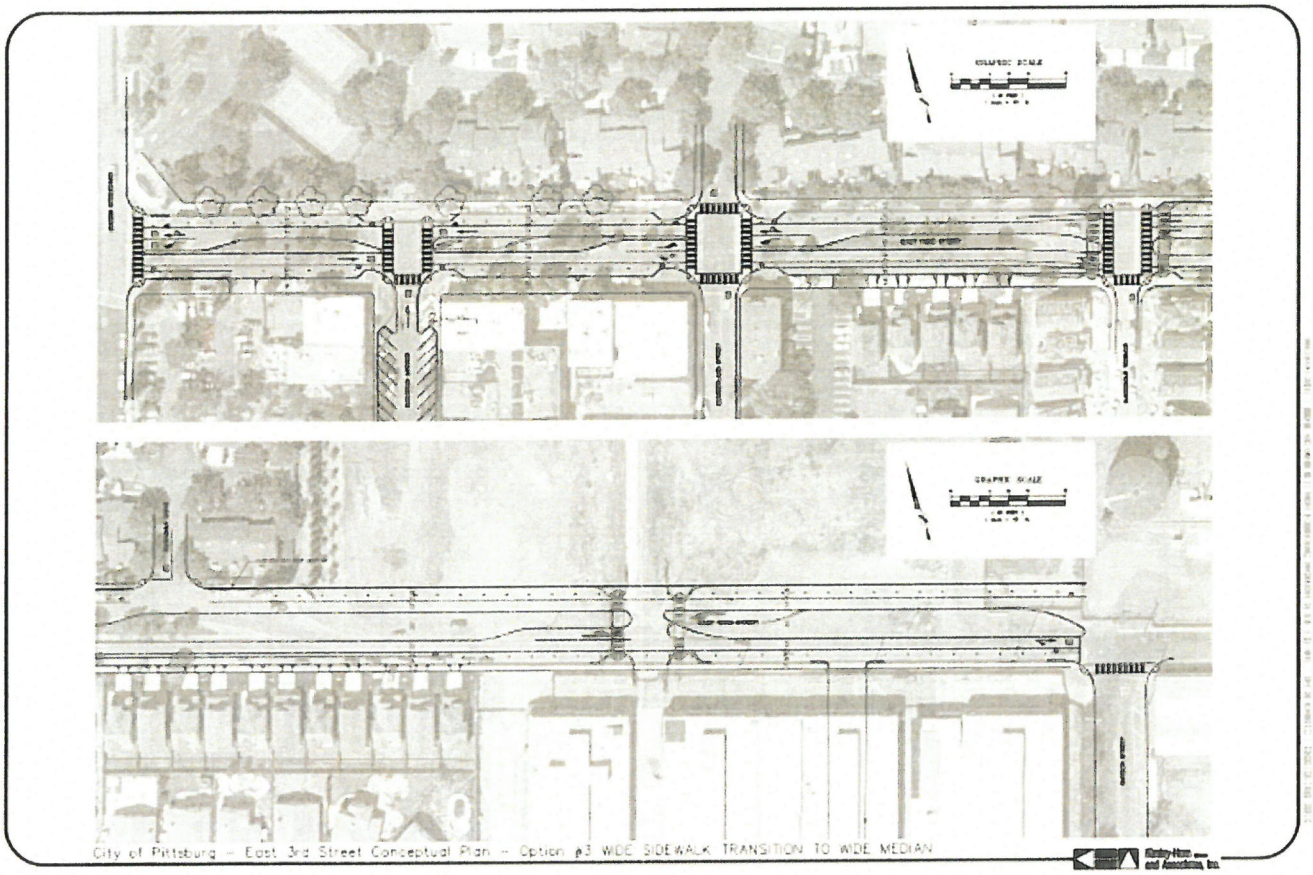

ST-15: EAST THIRD STREET STREETSCAPE IMPROVEMENTS

Project No.
TBD

Status:
Awaiting funding

Estimated Project Cost:
$1,500,000

Project Limits:
East Third Street, from Marina Boulevard to Harbor Street

Funding Sources
Eligible Funding Source: OBAG, Measure J, Proposition 1 Grants
Identified Funding: none

Project Description:
This project will design and construct streetscape improvements along East Third Street. Portions of the roadway will need to be widened, while a "road diet" will be performed on other sections with a reduction from four through lanes, parking lanes and median to two through lanes, turning lanes, parking lanes and Class 2 bicycle lanes. Sidewalk will be widened and installed. Bus pull-outs and curb bulb-outs will also be included to enhance walkability and promote alternative modes of transportation. Green infrastructure improvements such as bioswales will be installed to treat surface stormwater runoff.







ST- 18: 2018/19 CITYWIDE TRAFFIC CALMING PROJECT

Project No.
TBD

Status:
Funded

Estimated Project Cost:
$100,000

Project Limits:
Citywide

Funding Sources:
Eligible Funding Source: Gas Tax, Measure J, Grant Funding, Gas Tax RMRA
Identified Funding: $100,000 Measure J

Project Description:

This project will construct speed humps and other traffic calming improvements at locations throughout the City in locations determined through an application process or by City Staff. This will be managed through the Traffic Section of the Engineering Division.



ST-21: RAILROAD AVENUE/LELAND ROAD GEOMETRIC IMPROVEMENTS

Project No.

Status:
TBD

Estimated Project Cost:
$525,000

Project Limits:

Funding Sources
Eligible Funding Sources: grants, LTMF
Identified Funding Sources: None

Project Description:
The project would construct the following improvements to the Railroad Avenue / West Leland Road / East Leland Road intersection: 1.) an additional southbound left-turn lane on Railroad Avenue, and 2.) an eastbound right-turn lane on East Leland Road. These improvements will increase the intersection's capacity and improve its level of service.



ST-22: BAILEY ROAD/ROUTE 4 RAMP TURN LANE MODIFICATIONS

Project No.
TBD

Status:
Awaiting funding.

Estimated Project Cost:
$105,000

Project Limits:
Bailey Road State Route 4 Westbound Intersection

Funding Sources

Eligible Funding Source: TMF, Measure C, Developer
Identified Funding Source: None

Project Description:
Project will construct Geometric Improvements including median modifications to improve storage for left turns from northbound Bailey Road onto Route 4 westbound ramp. 85% TMF eligible.



ST-23: LEFT TURN LANE BAILEY ROAD/WILLOW AVENUE

Project No.
TBD

Status:
Awaiting funding.

Estimated Project Cost:
$200,000

Project Limits:
Bailey Road at the intersection of Willow Avenue

Funding Sources:

Eligible Funding Source: Measure J/ Developer
Identified Funding Source: None

Project Description:
This project will construct a left turn pocket on southbound Bailey Road at the intersection of Willow Avenue.

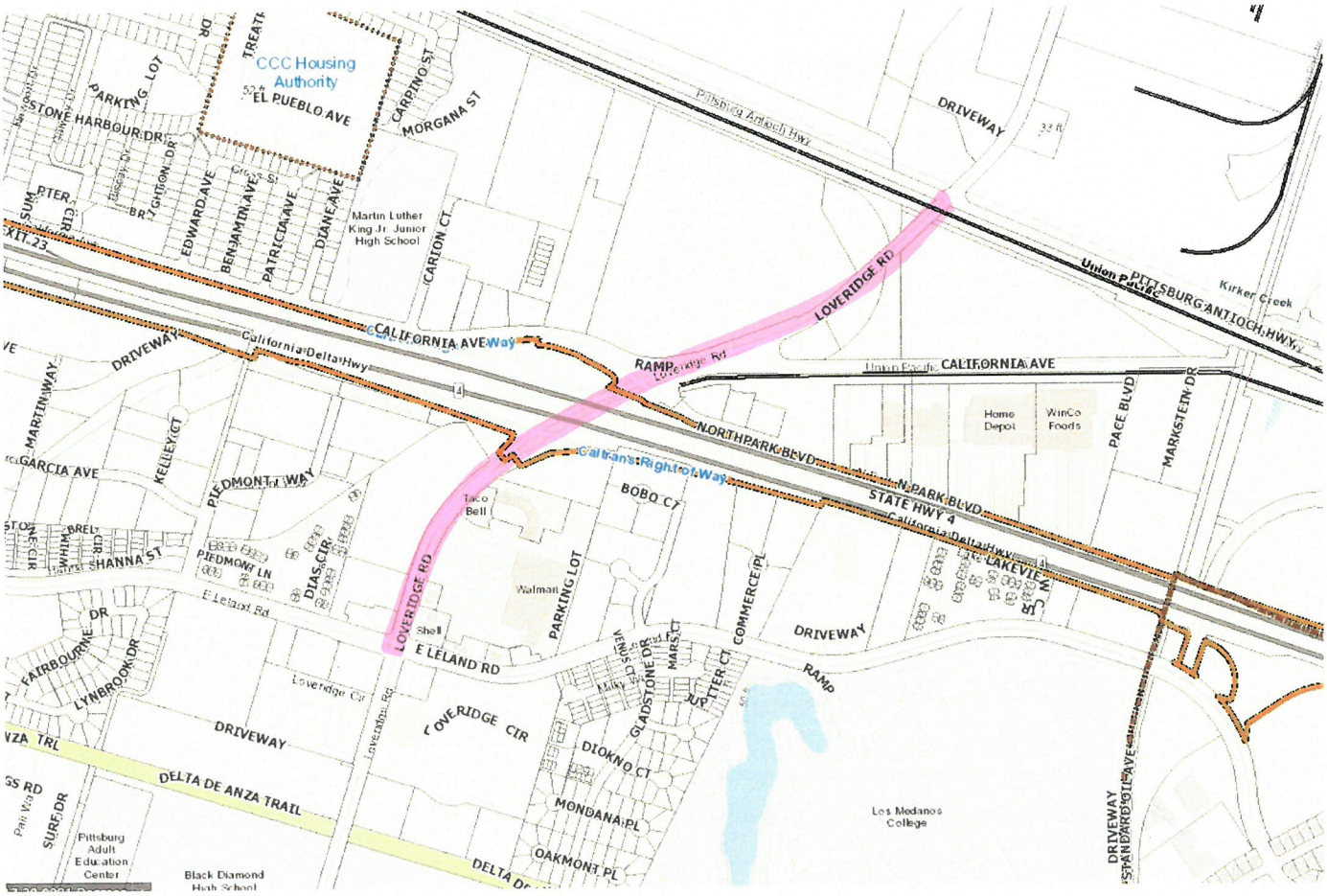

ST-24: SB1 2020/21 PAVEMENT MANAGEMENT PROJECT

Project No.
TBD

Status:
2020/21 Allocation $700,000

Estimated Project Cost:
$700,000

Project Limits:
Loveridge Road from East Leland Road to Pittsburg Antioch Highway

Funding Sources
Eligible Funding Sources: Gas Tax, Measure J, RMRA
Identified Funding: $700,000 RMRA

Project Description:
This project will reconstruct/improve the pavement on Loveridge Road from East Leland Road to Pittsburg Antioch Highway. The project will use a variety of pavement management techniques including, slurry seal, patch paving, pavement overlay, pavement inlay, base failures, pavement reconstruction, and crack sealing.



ST-25: REBUILD RANGE ROAD/WILLOW PASS ROAD INTERCHANGE

Project No.
TBD

Status:
Awaiting funding.

Estimated Project Cost:
$4,200,000

Project Limits:
Intersection of Range Road/Willow Pass Road

Funding Sources
Eligible Funding Source: TMF
Identified Funding Source: None

Project Description:
This project will construct a four-lane arterial roadway facility with associated turning lanes to replace the Willow Pass Road/Range Road/ North Parkside Drive interchange structure and provide for safer turning movements for vehicles moving between streets. Project will accommodate bicycle facilities where appropriate. 81% TMF eligible.







ST- 26: 2019/20 TRAFFIC CALMING PROJECT

Project No.
TBD

Status:
Funded

Estimated Project Cost:
$50,000

Project Limits:
Citywide

Funding Sources
Eligible Funding Source: HUTA, Measure J, SR2S, RMRA
Identified Funding: $50,000 Measure J

Project Description:

This project will construct speed humps and other traffic calming improvements at locations throughout the City determined through an application process or by City Staff. This will be managed through the Traffic Section of the Engineering Division.

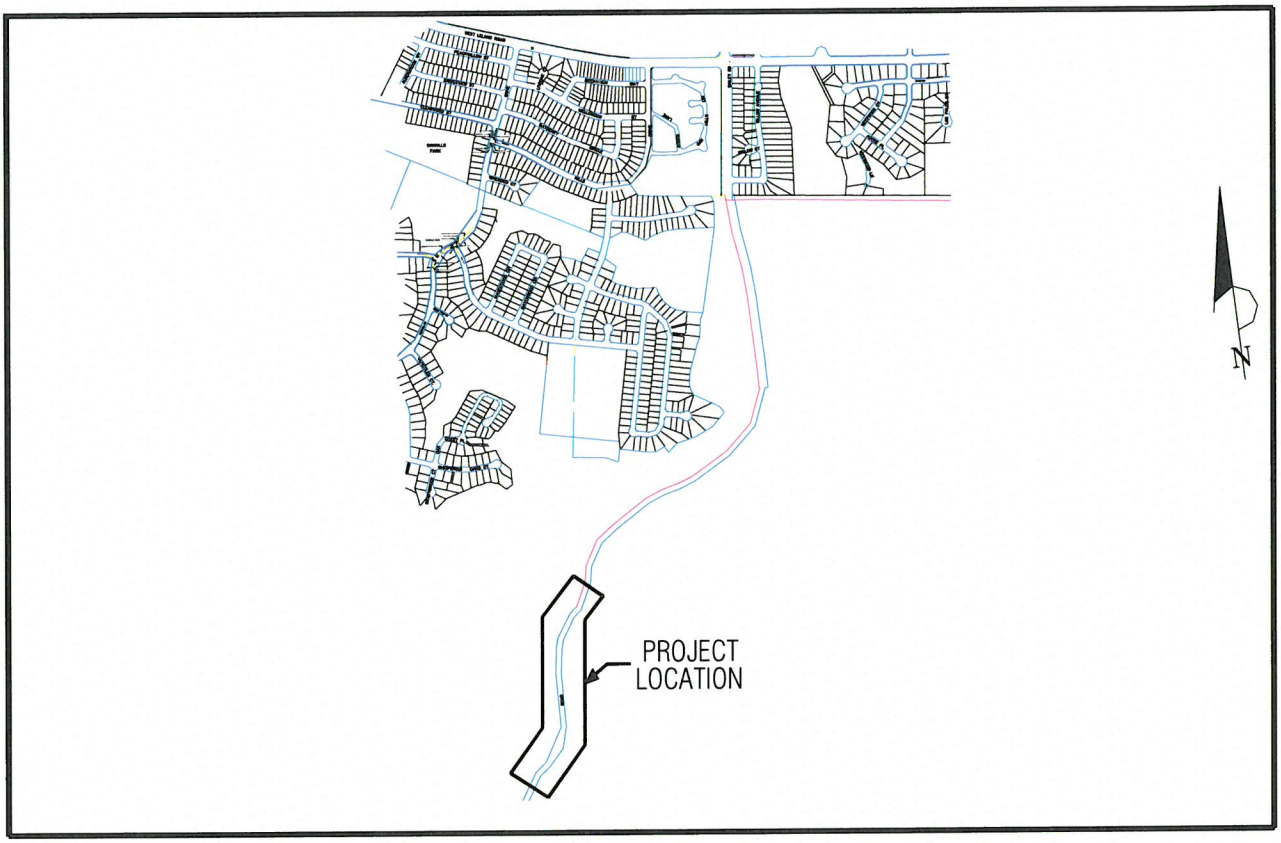

ST-27: BAILEY ROAD OPERATIONAL SAFETY IMPROVEMENTS

Project No.
TBD

Status:
Awaiting funding

Estimated Project Cost:
$300,000

Project Limits:
City owned section of Bailey Road south of Willow Ave

Funding Sources

Eligible Funding Source: Measure J
Identified Funding Source: None

Project Description:
This project will provide safety improvement, including pavement rehabilitation, restriping and shoulder improvements, to the City owned southern portion of Bailey Road between Concord and Keller Canyon Landfill.

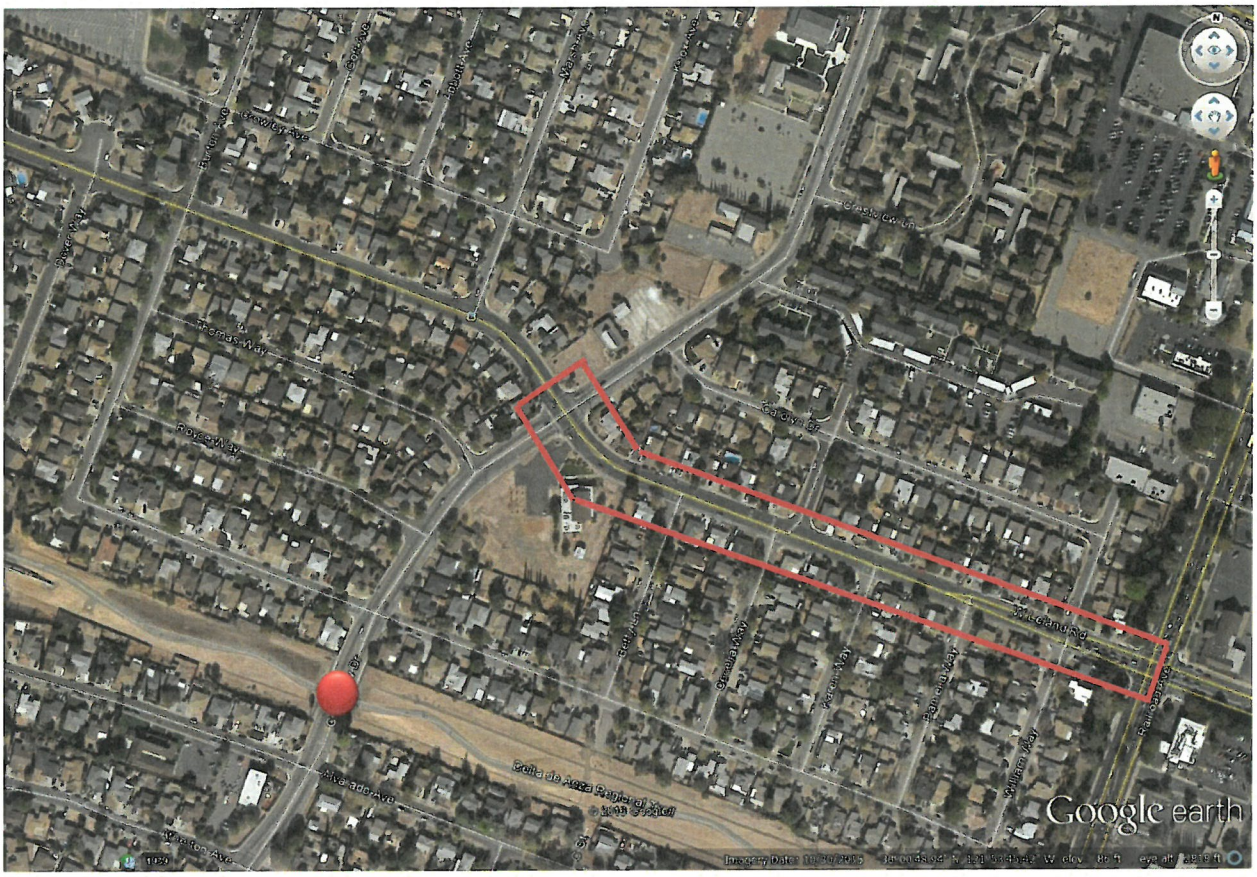

ST-28: WEST LELAND STREET LIGHTING PROJECT (RAILROAD AVENUE TO CRESTVIEW DRIVE)

Project No.
2016-03

Status:
In Design

Estimated Project Cost:
$760,000

Project Limits: W. Leland Road from Railroad Avenue to Crestview Drive and at the Delta DeAnza trail crossing/Crestview Drive.

Funding Sources
Eligible Funding Sources: Measure J, Gas Tax, CCIR
Identified Funding Sources: $458,000 Gas Tax, $277,000 CCIR, $25,000 PDF

Project Description:
The project will install conduits and street lighting along West Leland Road from Railroad Avenue to Crestview Drive and lights at the Delta DeAnza trail crossing at Crestview Drive. This project is necessary to replace street lights that will be removed during the underground utility project currently underway by PG&E. The new street lighting will provide lighting levels that are up to current standards.

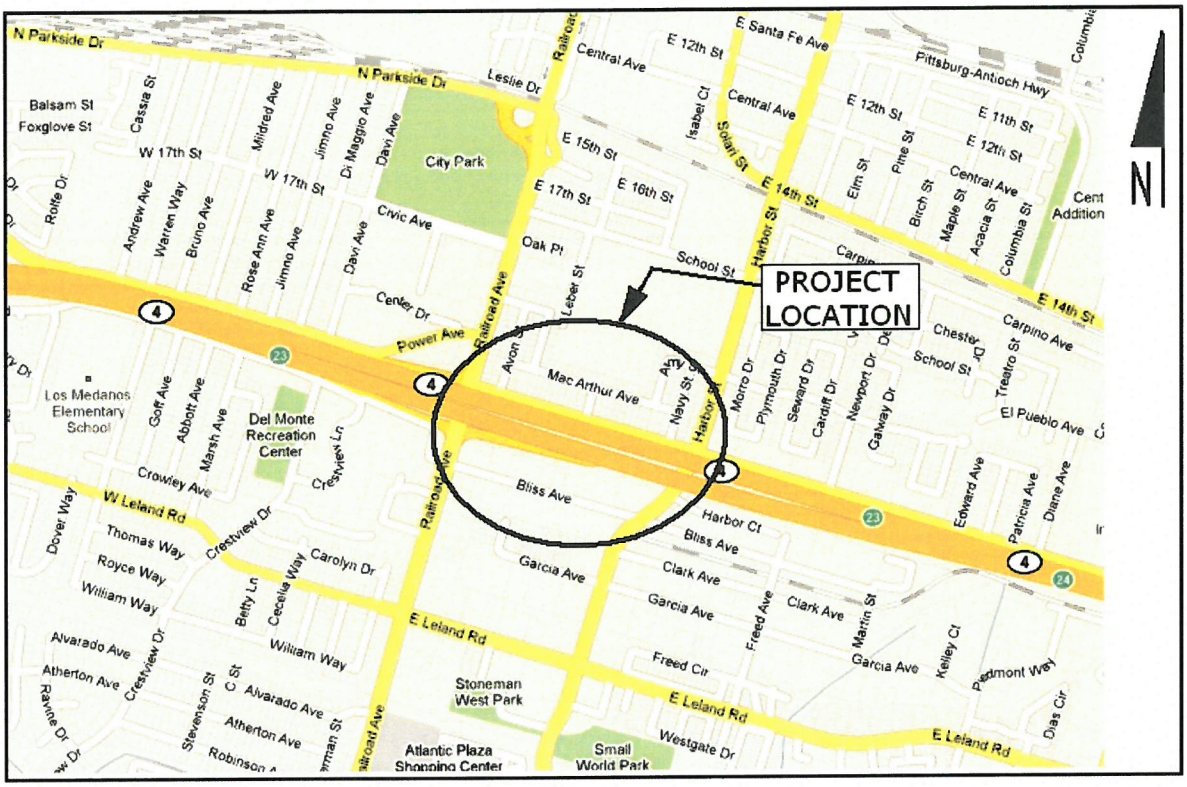

ST-29: WESTBOUND HWY. 4 OFFRAMP AT RAILROAD AVENUE

Project No.
TBD

Status:
Unfunded

Estimated Project Cost:
$12,100,000

Project Limits:
Railroad Avenue at State Route 4, California Avenue between Harbor Street and Railroad Avenue

Funding Sources:

Eligible Funding Source: TBD
Identified Funding Source: None

Project Description:
This project includes planning, design and construction of a westbound off-ramp on State Route 4 at Railroad Avenue. A traffic analysis is needed to address impacts on traffic patterns along California Avenue, Harbor Street and Railroad Avenue.



ST-30: EAST LELAND/LOS MEDANOS COLLEGE (EASTERN ENTRANCE)

Project No.
TBD

Status:
Awaiting funding.

Estimated Project Cost:
$420,000

Project Limits:
East Leland Road at LMC Eastern Exit/Century Blvd.

Funding Sources:
Eligible Funding Source: Measure J, Developer, LTMF
Identified Funding Source: none

Project Description:
This project will increase the length of the left turn pocket on eastbound East Leland Road at Century Blvd. This project is expected to decrease the length of the queue backing-up in the number one lane and provide eastbound vehicles added safety entering/exiting the Los Medanos driveway. Partial funding has been identified as mitigation to development on Century Blvd. 72% TMF eligible.

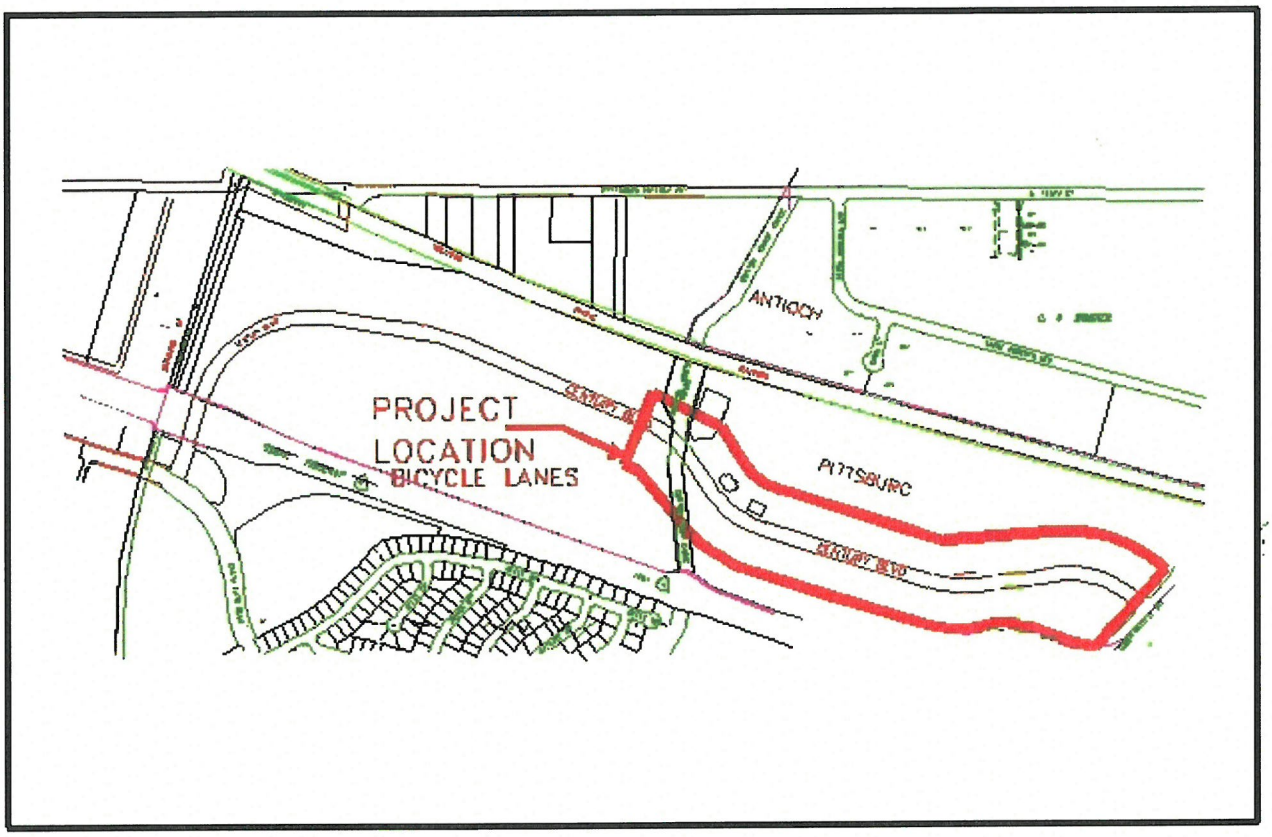

ST-31: CENTURY BOULEVARD CLASS III BICYCLE FACILITY

Project No.
TBD

Status:
Awaiting funding

Estimated Project Cost:
$ 60,000

Project Limits:
Century Blvd from Somersville Road to Contra Costa Canal

Funding Sources
Eligible Funding: Measure J, Prop. 42, Grants
Identified Funding: none

Project Description:
This project will re-stripe Century Boulevard from the city limits at Auto Center Drive to the Los Medanos Wasteway, to provide a Class III bicycle facility. The project will restripe this section of Century Blvd to provide two 11' through lanes and a 4' shoulder.



ST-32 : Century Boulevard Class 2 Bicycle Lanes

Project No.
TBD

Status:
None

Estimated Project Cost:
$75,000

Project Limits:
On both sides of Century Boulevard, from State Route 4 undercrossing to North Park Boulevard.

Funding Sources
Eligible Funding Sources: Gas Tax, Measure J, IRRF, IE, PP, Grants
Identified Funding: none

Project Description:
This project will widen Century Boulevard to accommodate Class 2 bike lanes in both directions, from State Route 4 undercrossing to North Park Boulevard (approximately 480 lf).

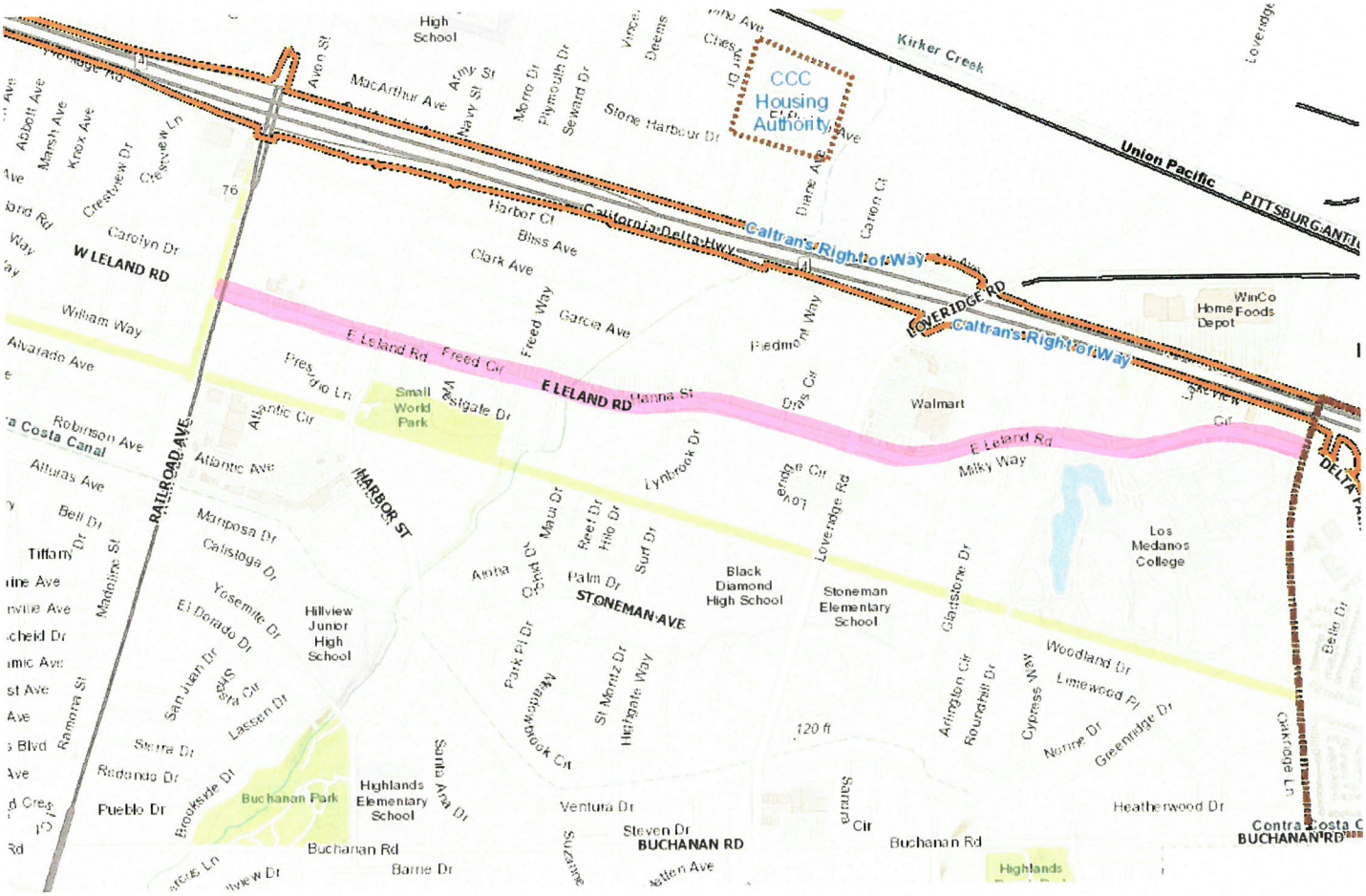

ST-33: SB1 2021/22 PAVEMENT MANAGEMENT PROJECT

Project No.
TBD

Status:
2021/22 Allocation $925,000

Estimated Project Cost:
$925,000

Project Limits:
East Leland Road from Railroad Avenue to East City Limits

Funding Sources
Eligible Funding Source: Gas Tax, Measure J, RMRA
Identified Funding: $925,000 RMRA

Project Description:
This project will reconstruct/improve the pavement on East Leland Road from Railroad Avenue to East City Limits. The project will use a variety of pavement management techniques including, slurry seal, patch paving, pavement overlay, pavement inlay, base failures and crack sealing.



ST-34: WEST LELAND ROAD SAFETY IMPROVEMENTS

Project No.
TBD

Status:
Awaiting Funds

Estimated Project Cost:
$150,000

Project Limits:
West Leland Road from John Henry Johnson Parkway to Range Road

Funding Sources
Eligible Funding Sources: Gas Tax, Measure J, IRRF, IE, PP, Grants
Identified Funding: none

Project Description:
To prevent errant eastbound vehicles from entering the Contra Costa Canal, construct a concrete barrier along the south side of West Leland Road in front of golf course prior to and along curve to the left (approximately 300 lf.), relocate existing sidewalk behind concrete barrier, install large curve warning signage with flashing beacons facing eastbound traffic prior to curve, and restripe center median markings with Detail 23 (markers) on top of Detail 21 (thermoplastic). This project was part of a recommendation by the City's Traffic Committee.







ST- 35: 2020/21 TRAFFIC CALMING PROJECT

Project No.
TBD

Status:
Funded

Estimated Project Cost:
$50,000

Project Limits:
Citywide

Funding Sources
Eligible Funding Source: HUTA, Measure J, SR2S, RMRA

Identified Funding: $50,000 Measure J

Project Description:
This project will construct speed humps and other traffic calming improvements at locations throughout the City to be determined through an application process or by City Staff. This will be managed through the Traffic Section of the Engineering Division.



ST-36: JAMES DONLON BOULEVARD EXTENSION (2 Lanes) DESIGN AND CONSTRUCTION

Project No.
3015

Status:
Design in Progress

Estimated Project Cost:
$95,610,000

Project Limits:
Eastern city limits to Kirker Pass Road

Funding Sources:

Eligible Funding Source: TMF, Regional TMF/ PRTDIM/Developer/Measure J
Identified Funding Source: $1,880,000 LTMF, $14,220,000 Developer/Local Match, $63,404,800 RTMF, $14,495,200 TBD ($6,200,000 has been allocated to this project)

Project Description:
The project will design and construct an additional east-west connection between East and Central County by adding a new link between James Donlon Boulevard in Antioch and Kirker Pass Road. The new roadway, formerly known as the Buchanan Road Bypass, will relieve congestion and other future travel demand on Buchanan Road. This project will be funded with 68% RTMF, 22% LTMF, 7% other funds.

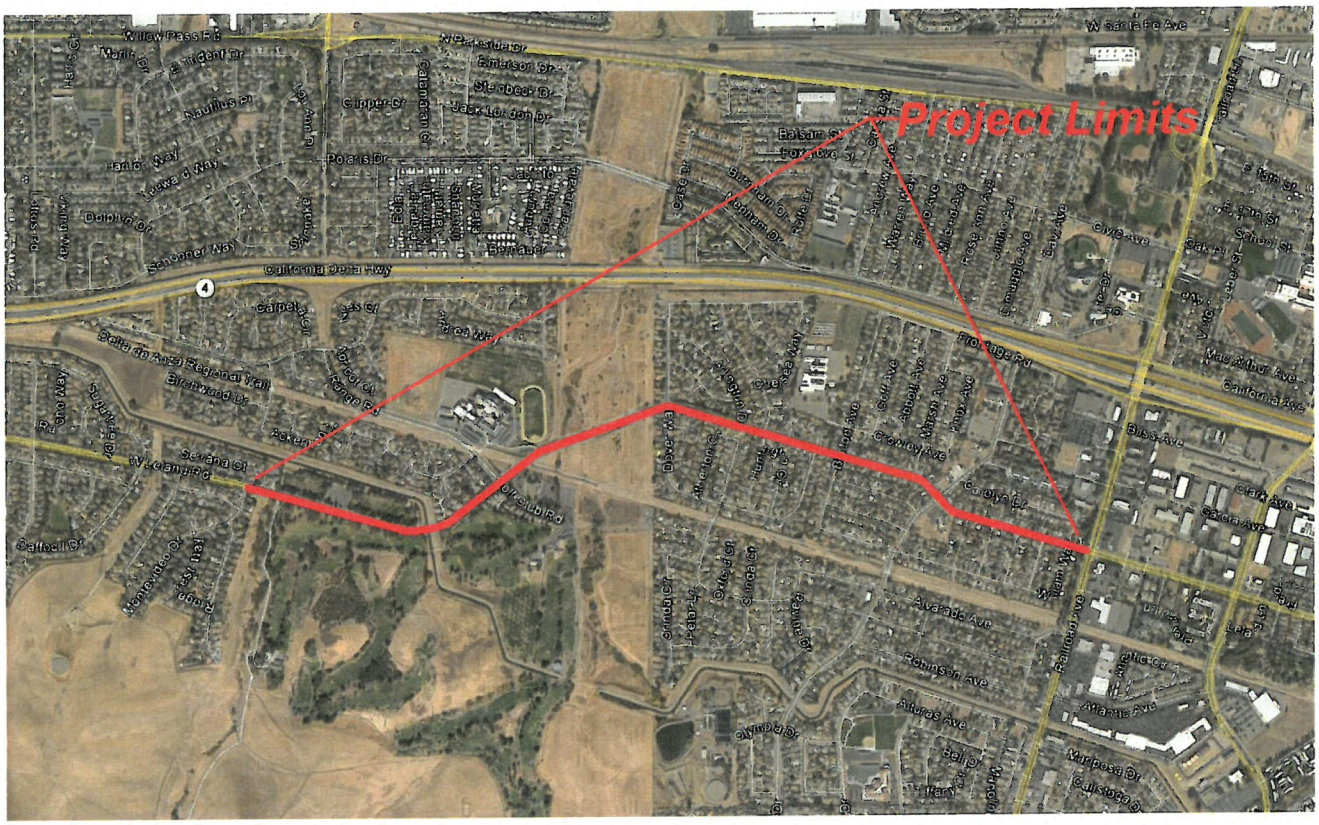

ST-38: WEST LELAND ROAD PAVEMENT MARKERS/MARKINGS AND SPEED SIGNAGE IMPROVEMENTS

Project No.
TBD

Status:
Design Proposals Received

Estimated Project Cost:
$376,800

Project Limits:
West Leland Road, from Railroad Avenue to Montevideo Drive (entire project limits)

Funding Sources
Eligible Funding Sources: Gas Tax, Measure J, IRRF, IE, and Grants
Identified Funding: HSIP $376,800 (100%)

Project Description:
This project will install highly reflective thermoplastic double yellow 4-inch centerline stripes with rumble stripes on West Leland Road between Pamelia Way and Montevideo Drive. Thermoplastic centerline stripes to be enhanced by placing reflective markers on top of the thermoplastic striping. Two Way Left Turn Lanes (TWLTL), east of Montevideo, may be omitted from project.

Install six (6) driver speed feedback signage at locations prior to horizontal curves.

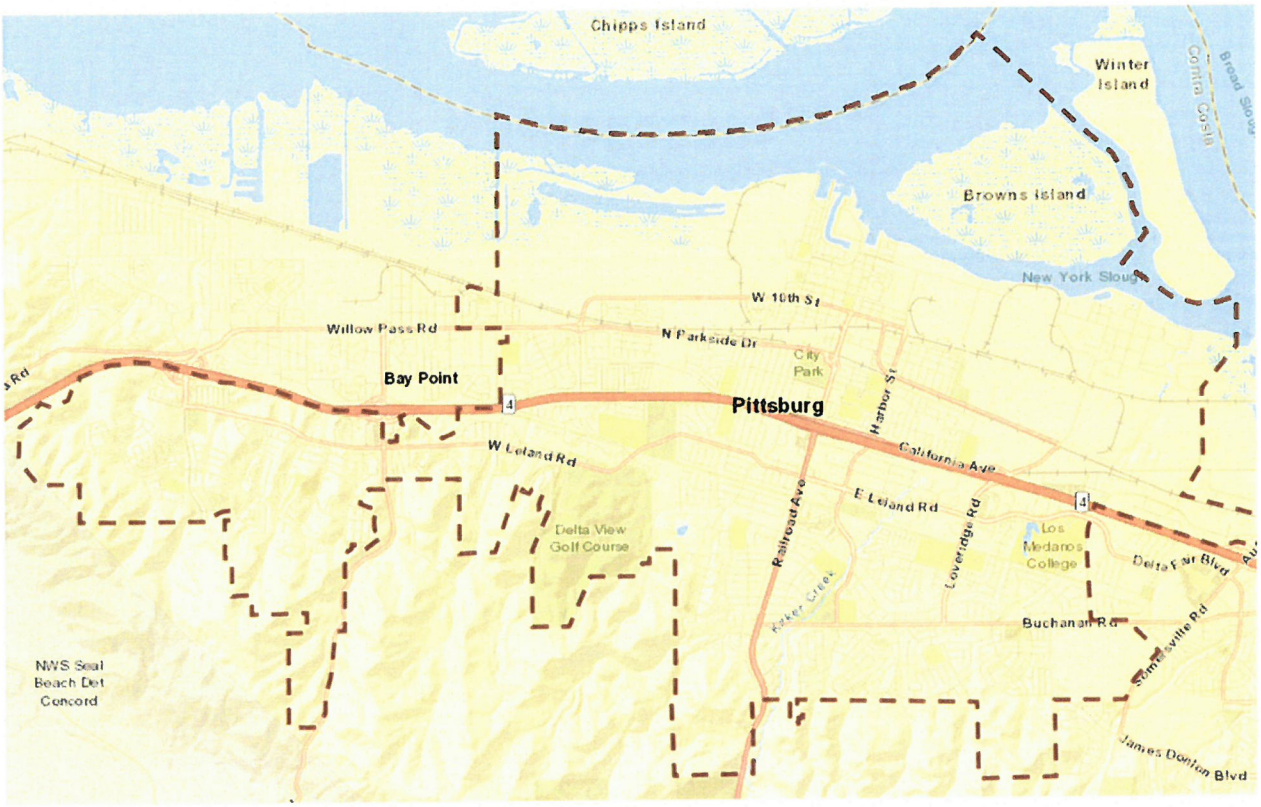

ST-41: ANNUAL CITYWIDE FENCE, SOUNDWALL AND STREETLIGHT REPLACEMENT/INSTALLATION PROJECT

Project No.
TBD

Status:
Analyzing Priorities

Estimated Project Cost:
$100,000 Annually
$500,000 thru term of 5 year CIP

Project Limits:
Citywide

Funding Sources:

Eligible Funding Source: Measure J, Gas Tax, RMRA Gas Tax

Identified Funding Source: $100,000 Measure J, $400,000 Future Measure J

Project Description:

This project is for the replacement of damaged or deteriorated fencing, sound walls, or streetlights that the City is responsible for maintaining. This project also includes new installations determined to be required for public safety and protection.



ST-42: WEST LELAND ROAD HIGH FRICTION SURFACE TREATMENT

Project No.
TBD

Status:
In Design

Estimated Project Cost:
$718,000

Project Limits:
West Leland Road, from Railroad Avenue to Montevideo Drive

Funding Sources
Eligible Funding Sources: Gas Tax, Measure J, IRRF, IE, and Grants
Identified Funding: HSIP $547,920 (grant), $60,880 Gas Tax, $110,000 MJ

Project Description:
Install High Friction Surface Treatment (FST) at five (5) locations:

1.) Intersection approaches to West Leland Road/Bailey Road
2.) Intersection approaches to West Leland Road/Railroad Avenue
3.) Horizontal curve between Marsh Avenue and Crestview Avenue
4.) Horizontal curve ~900 lf west of West Leland Road/Range Road intersection
5.) Horizontal curve west of West Leland Road/Dover Way.

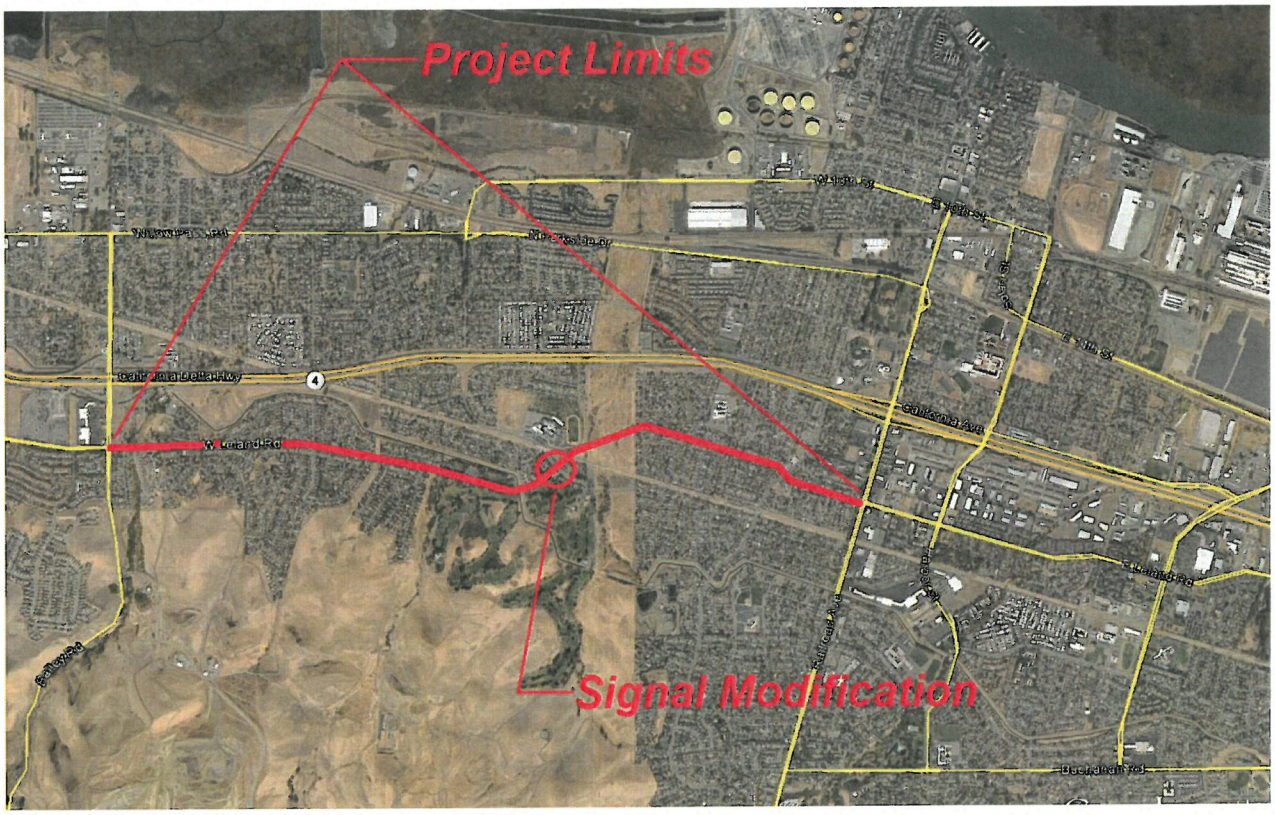

ST-43: WEST LELAND ROAD PAVEMENT DELINEATION, WARNING SIGNAGE, HIGH VISIBILITY CROSSWALK IMPROVEMENTS AND TRAFFIC SIGNAL MODIFICATION AT RANGE ROAD

Project No.
TBD

Status:
In Design

Estimated Project Cost:
$265,900

Project Limits:
West Leland Road, from Railroad Avenue to Bailey Road

Funding Sources
Eligible Funding Sources: Gas Tax, Measure J, IRRF, IE, and Grants
Identified Funding: HSIP $265,900 (100%)

Project Description:
Install raised pavement markers and reflectors through intersections to ensure proper lane usage. Install warning signage and reflectors at horizontal curves. Replace existing marked crosswalks with high visibility crosswalks, including advance STOP bars (limit lines).

Modify existing traffic signal system at West Leland Road/Range Road/Golf Club Road intersection by adding a left-turn phase for the Range Road approach.

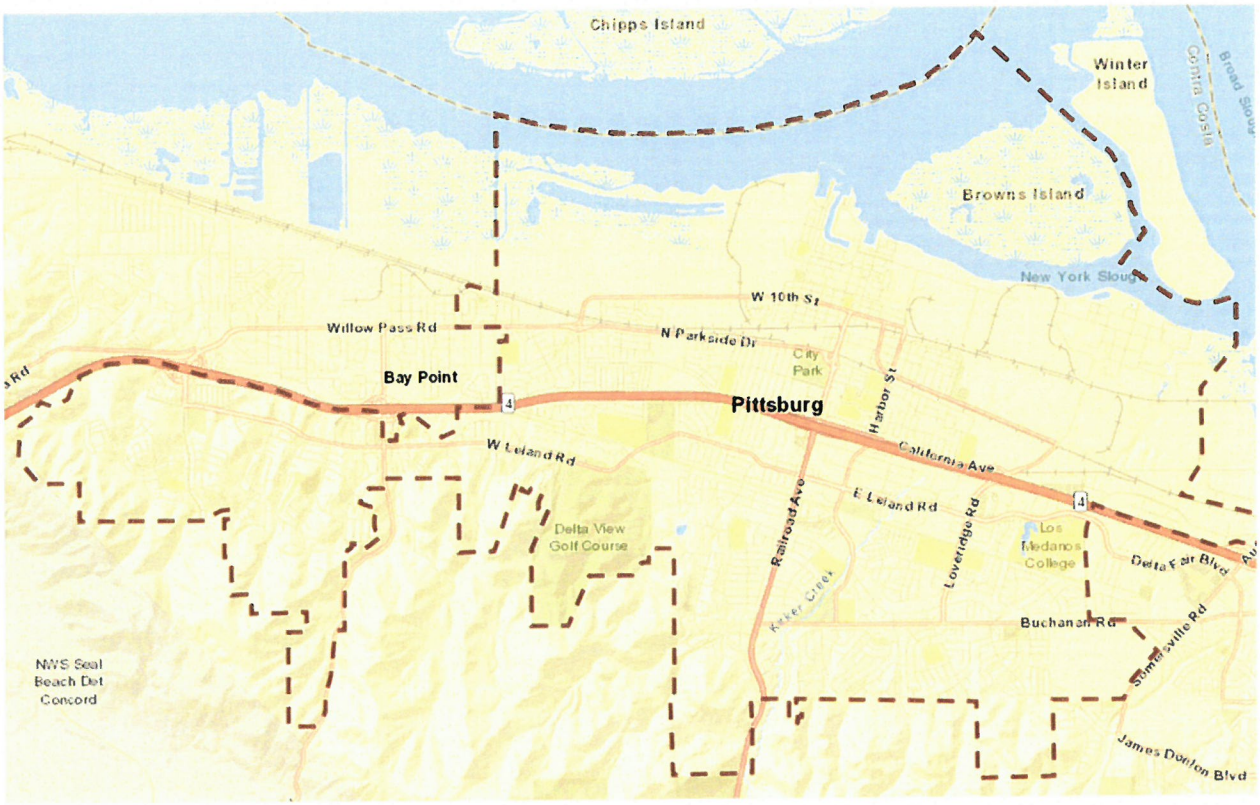

ST-44: CITYWIDE SIDEWALK REPLACEMENT PROJECT

Project No.
TBD

Status:
Awaiting Funding

Estimated Project Cost:
$85,000

Project Limits:
Various locations citywide

Funding Sources

Eligible Funding Source: Measure J
Identified Funding Source: none

Project Description:
This annual project will replace damaged sidewalk and reduce trip hazards throughout the City.







ST- 45: 2021/22 CITYWIDE TRAFFIC CALMING PROJECT

Project No.
TBD

Status:
Funded

Estimated Project Cost:
$50,000

Project Limits:
Citywide

Funding Sources:
Eligible Funding Source: Gas Tax, Measure J, Grant Funding, Gas Tax RMRA
Identified Funding: $50,000 Measure J

Project Description:

This project will construct speed humps and other traffic calming improvements at locations throughout the City to be determined through an application process or by City Staff. This will be managed through the Traffic Section of the Engineering Division.

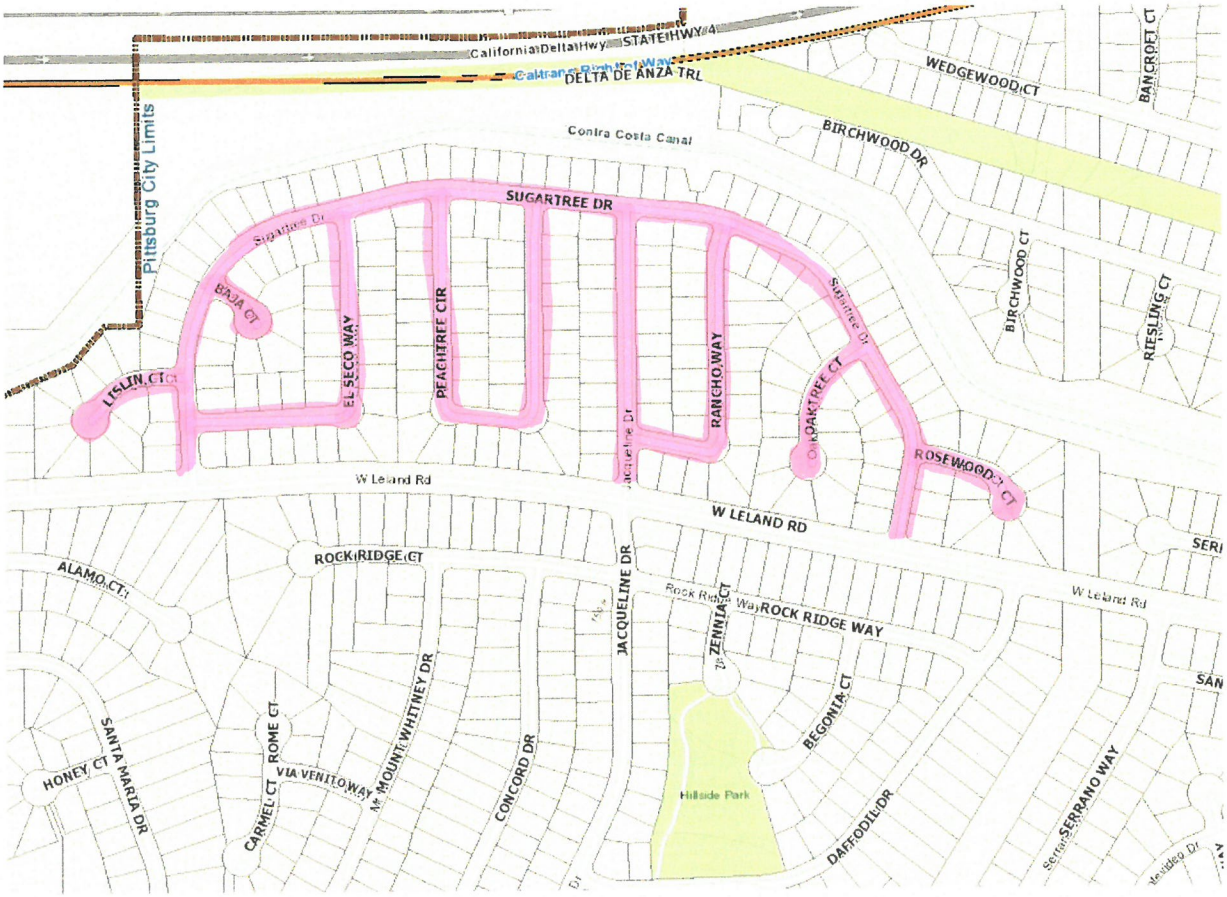

ST-47: 2020/21 STREET MAINTENANCE PROJECT

Project No.
TBD

Status:
Projected Funding for FY 20/21

Estimated Project Cost:
$350,000

Project Limits:
Sugartree Dr, Lislin Ct, El Seco Way, Baja Ct, Peachtree Cir, Jacqueline Dr (north), Rancho Way, Oaktree Ct, Rosewood Ct

Funding Sources:
Eligible Funding Source: Gas Tax
Identified Funding Source: $350,000 HUTA, $50,000 RMRA

Project Description:
This project will be determined based on use of the Pavement Management System (PMS) and Staff input. The project will use a variety of pavement management techniques including, slurry seal, patch paving, three-layer treatment, and crack sealing as appropriate to extend the useful life of the roadway.

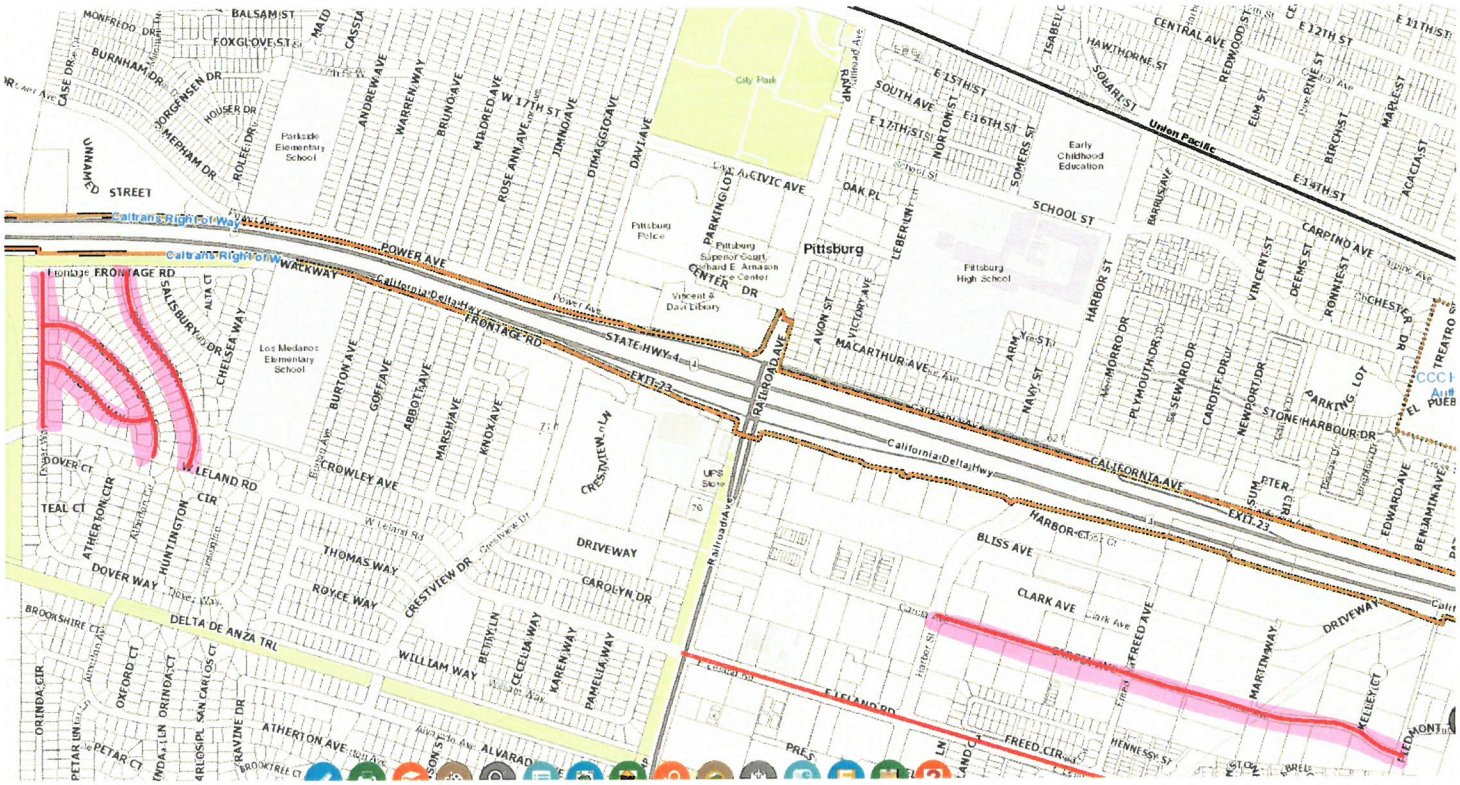

ST-48: 2021/22 STREET MAINTENANCE PROJECT

Project No.
TBD

Status:
Projected Funding for FY21/22

Estimated Project Cost:
$400,000

Project Limits:
Covington Dr, Ashbury Way, Dover Way, Arlington Dr, Garcia Avenue (Piedmont to Harbor)

Funding Sources:
Eligible Funding Source: Gas Tax
Identified Funding Source: $400,000 HUTA

Project Description:
This project will be determined based on use of the Pavement Management System (PMS) and Staff input. The project will use a variety of pavement management techniques including, slurry seal, patch paving, base failures, and crack sealing as appropriate to extend the useful life of the roadway.

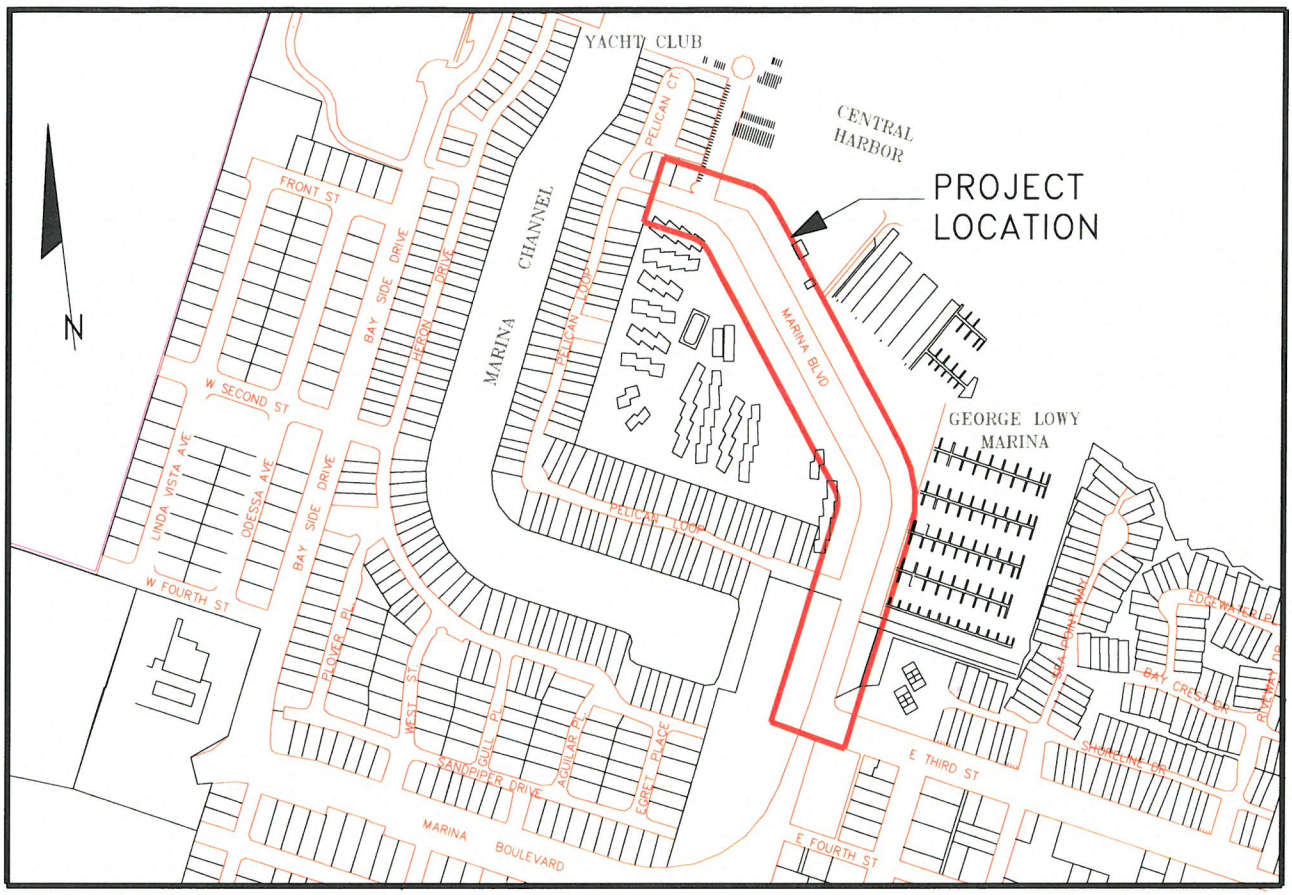

ST-49: MARINA BOULEVARD IMPROVEMENTS (Marina Master Plan Phase III)

Project No.
TBD

Status:
Awaiting Funding

Estimated Project Cost:
$1,550,000

Project Limits: Marina Boulevard from 3rd Street north

Funding Sources:

Eligible Funding Source: Grants
Identified Funding: None

Project Description:
Reconfiguration of Marina Boulevard to reduce the number of travel lanes from 4 to 2, and add diagonal parking and green streets improvements to treat surface stormwater runoff.



ST-50: RAILROAD AVENUE NORTHBOUND RIGHT-TURN LANE AT HIGHWAY 4

Project No.
TBD

Status:
Awaiting funding

Estimated Project Cost:
$300,000

Project Limits:
Railroad Avenue (northbound only), from Bliss Avenue to State Route 4 eastbound on-ramp

Funding Sources:
TBD

Project Description:
Widen northbound Railroad Avenue approach to State Route 4 eastbound on-ramp to allow for an exclusive 100 LF right-turn lane. This widening may necessitate removal of a eucalyptus tree and relocation of two 1-B traffic signal poles.



ST- 51: STONEMAN AVENUE PEDESTRIAN IMPROVEMENTS

Project No.
3115

Status:
Design

Estimated Project Cost:
$880,000

Project Limits:
Three intersections on Stoneman Avenue (Briarcliff Drive, Meadowbrook Circle, Meadowbrook Avenue)

Funding Sources
Eligible Funding Source: Gas tax, Measure J, SR2S
Identified Funding: $880,000 HSIP-8

Project Description:
Upgrade intersection pavement markings/signage and install pedestrian HAWK signals for existing crosswalks at three intersections on Stoneman Avenue (Meadowbrook Avenue, Meadowbrook Circle, and Briarcliff Drive). Install dynamic/variable speed warning signs along Stoneman Avenue.

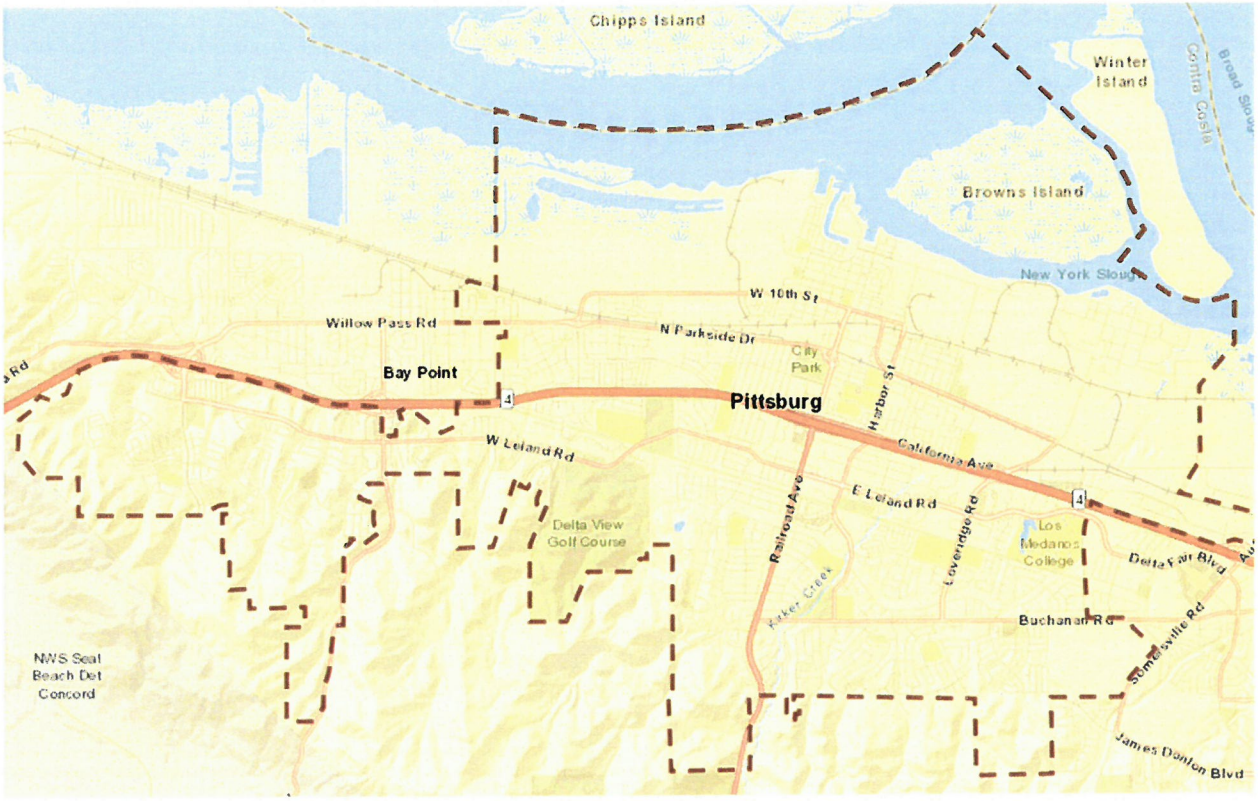

ST- 52: ANNUAL CITYWIDE STRIPING & SIGNAGE PROJECT

Project No.
TBD

Status:
Funded

Estimated Project Cost:
$50,000 annually
$250,000 thru term of 5 year CIP

Project Limits:
Citywide

Funding Sources:
Eligible Funding Source: Gas tax, Measure J, RMRA Gas Tax

Identified Funding: $100,000 HUTA $200,000 Future

Project Description:

This project will provide funding to complete new installation of signing and striping improvements or removal and replacement of existing signing and striping at locations Citywide. Priority for locations will be determined by Public Works and Engineering Departments.

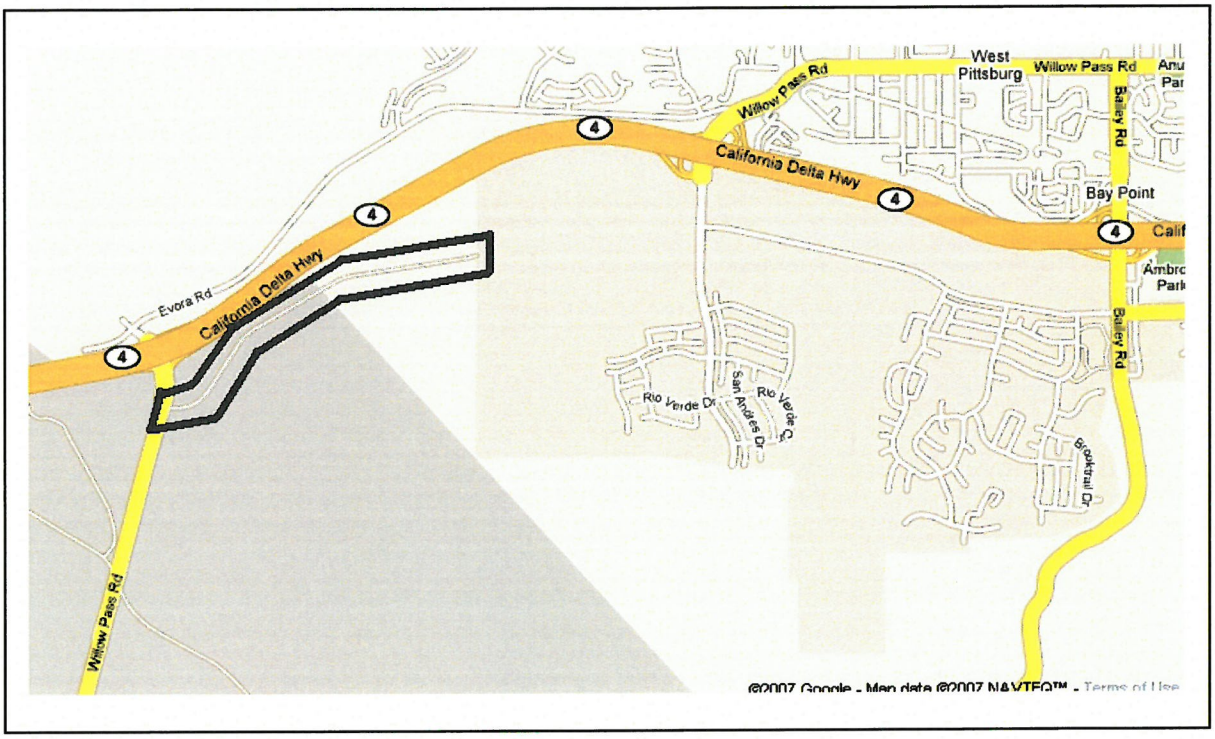

ST-54: AVILA ROAD WIDENING (Willow Pass to West Leland)

Project No.
TBD

Status:
Awaiting funding.

Estimated Project Cost:
$11,520,000

Project Limits:
Southwest area of Pittsburg

Funding Sources:

Eligible Funding Source: TMF/Developer
Identified Funding:TBD

Project Description:
This project will widen Avila Road to 4 lanes with a raised median and sidewalks. The project will accommodate bicycle facilities where appropriate. 66% TMF Eligible.

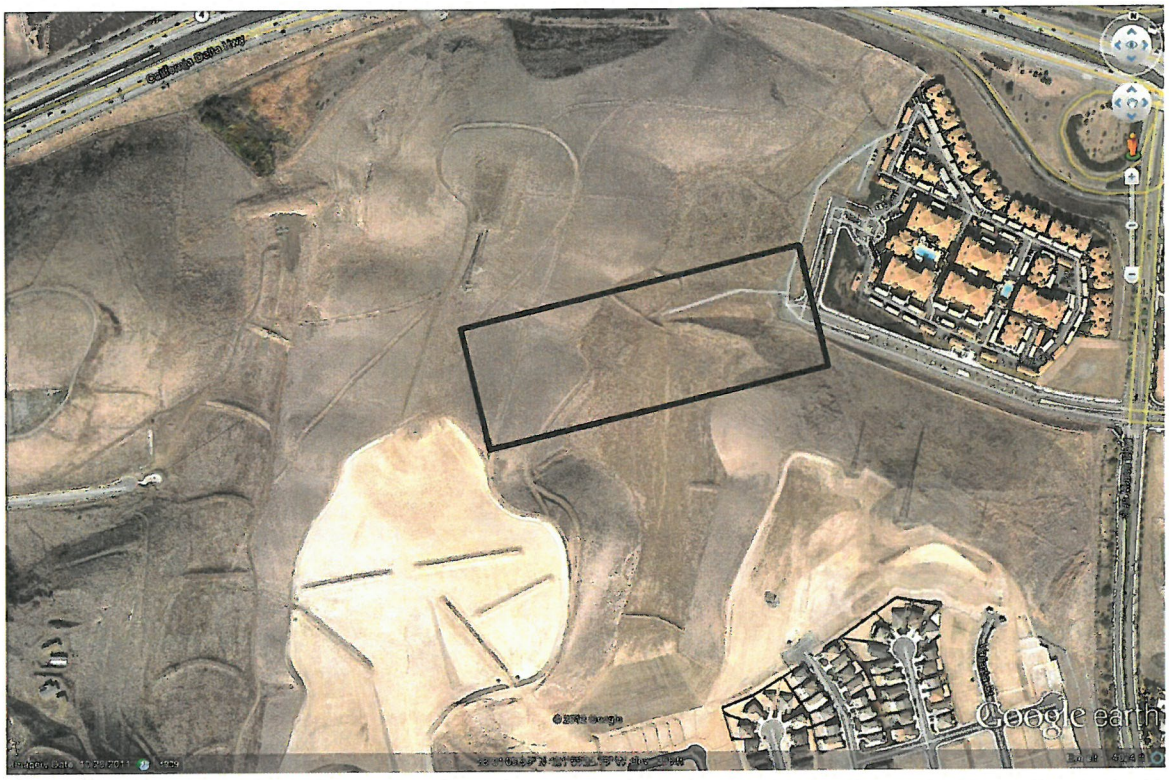

ST-55: W. LELAND ROAD EXTENSION (PHASE II & PHASE III)

Project No.
3011

Status:
Construction of Phase II

Estimated Project Cost:
$5,857,000

Project Limits:
San Marco Boulevard to Santa Theresa Phase II, Santa Teresa to Avila Road

Funding Sources:

Eligible Funding Source: TMF/Developer Identified Funding: $50,000 LTMF (plan check)

Project Description:
This project will extend W. Leland Road from San Marco Boulevard to Avila Road. The new road will be 4 lanes with a raised median and sidewalks. The project will accommodate bicycle facilities where appropriate. 68% TMF Eligible.

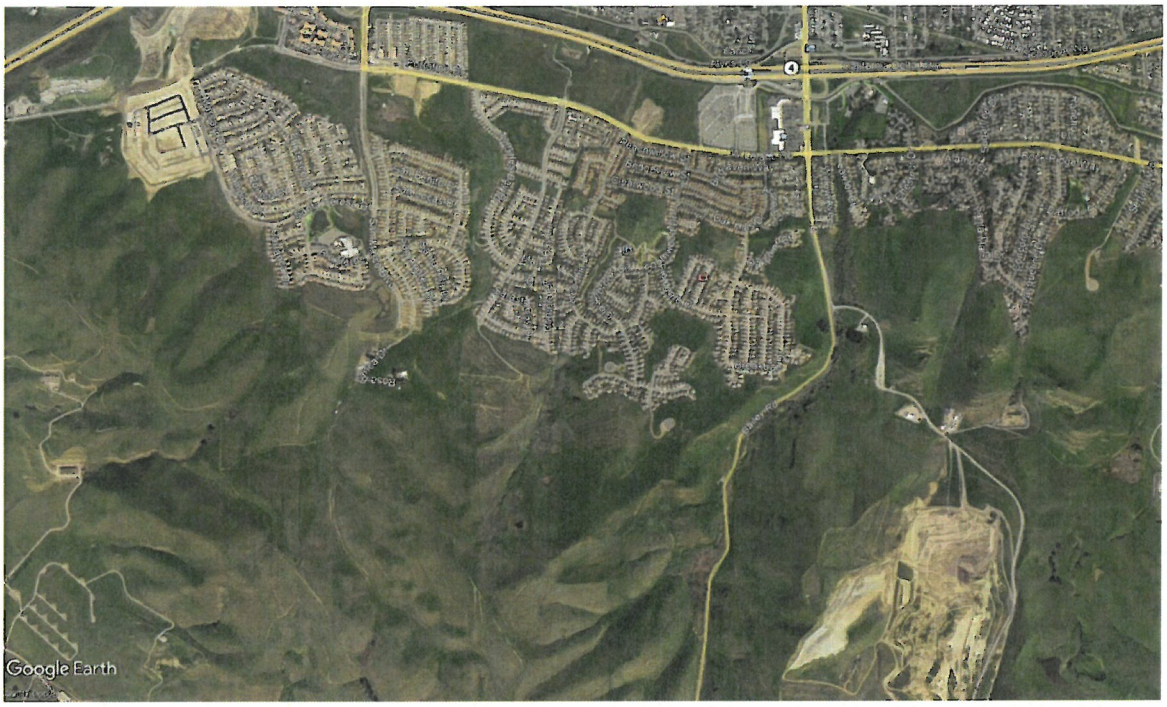

ST-56: SAN MARCO BOULEVARD (SR4 to Bailey Road)

Project No.
TBD

Status:
Awaiting funding.

Estimated Project Cost:
$14,038,000

Project Limits:
Southwest area of Pittsburg

Funding Sources:

Eligible Funding Source: TMF/Developer
Identified Funding: $100,000 LTMF

Project Description:
The project will extend San Marco Boulevard to Bailey Road. The new roadway will accommodate bicycle facilities where appropriate. The project is 79% TMF eligible.

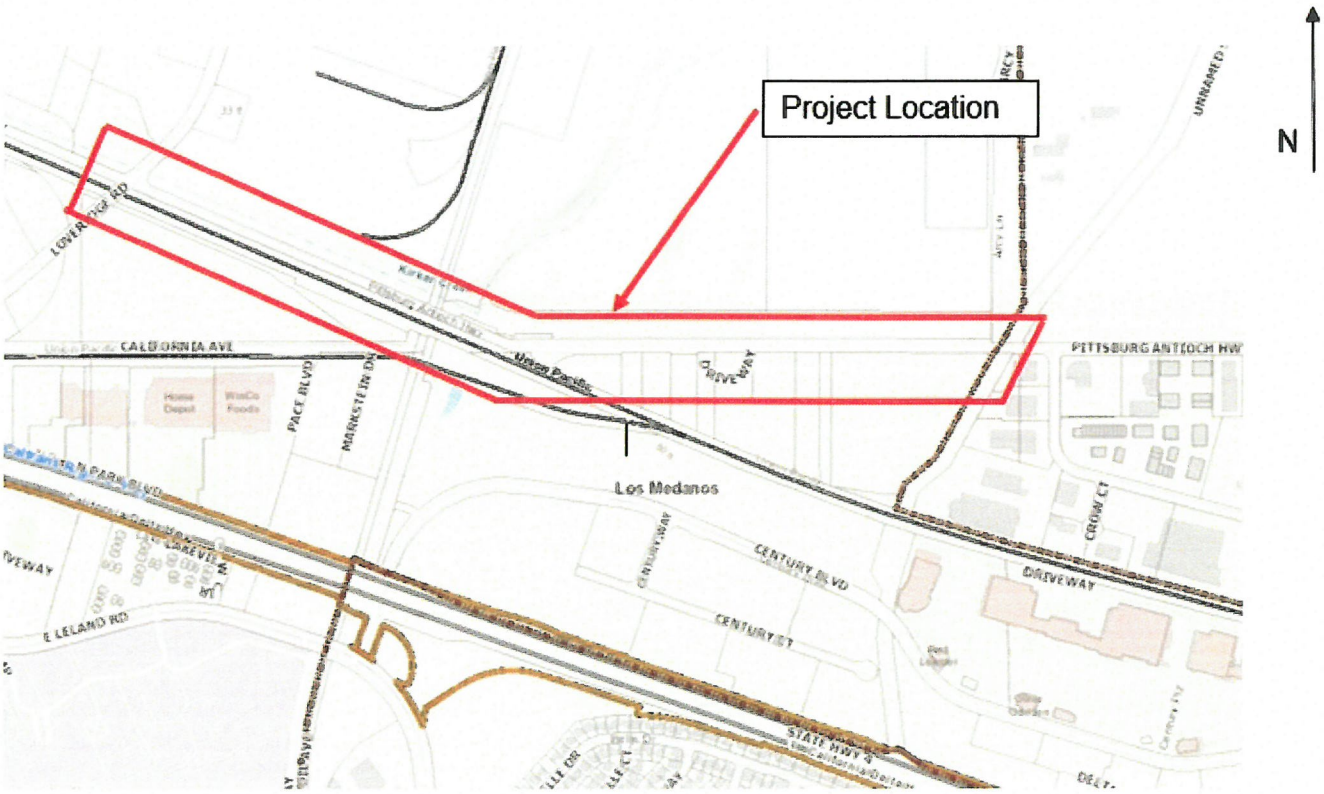

ST-57: PITTSBURG-ANTIOCH HIGHWAY WIDENING

Project No.
To be determined

Status:
Awaiting funding (local and regional fees) and/or frontage development to occur

Estimated Project Cost:
$11,070,000

Project Limits:
Pittsburg-Antioch Highway, from Loveridge Road to eastern City limits at Arcy Lane.

Funding Sources
Eligible Funding Source: LTMF (80%), PRTDIM, Measure J, Gas Tax Revenues, Grants, Developer
Identified Funding Source: None

Project Description:
This project will widen Pittsburg-Antioch Highway from 2-lanes to 4-lanes. The project will accommodate bicycle facilities where appropriate. Roadway widening to accommodate a center storage lane for left-turns in front of businesses (2WLTL) is provided under CIP Item ST-58. The regional project limits for widening Pittsburg-Antioch Highway to 4-lanes extend to Somersville Road in the City of Antioch. 81% TMF eligible.

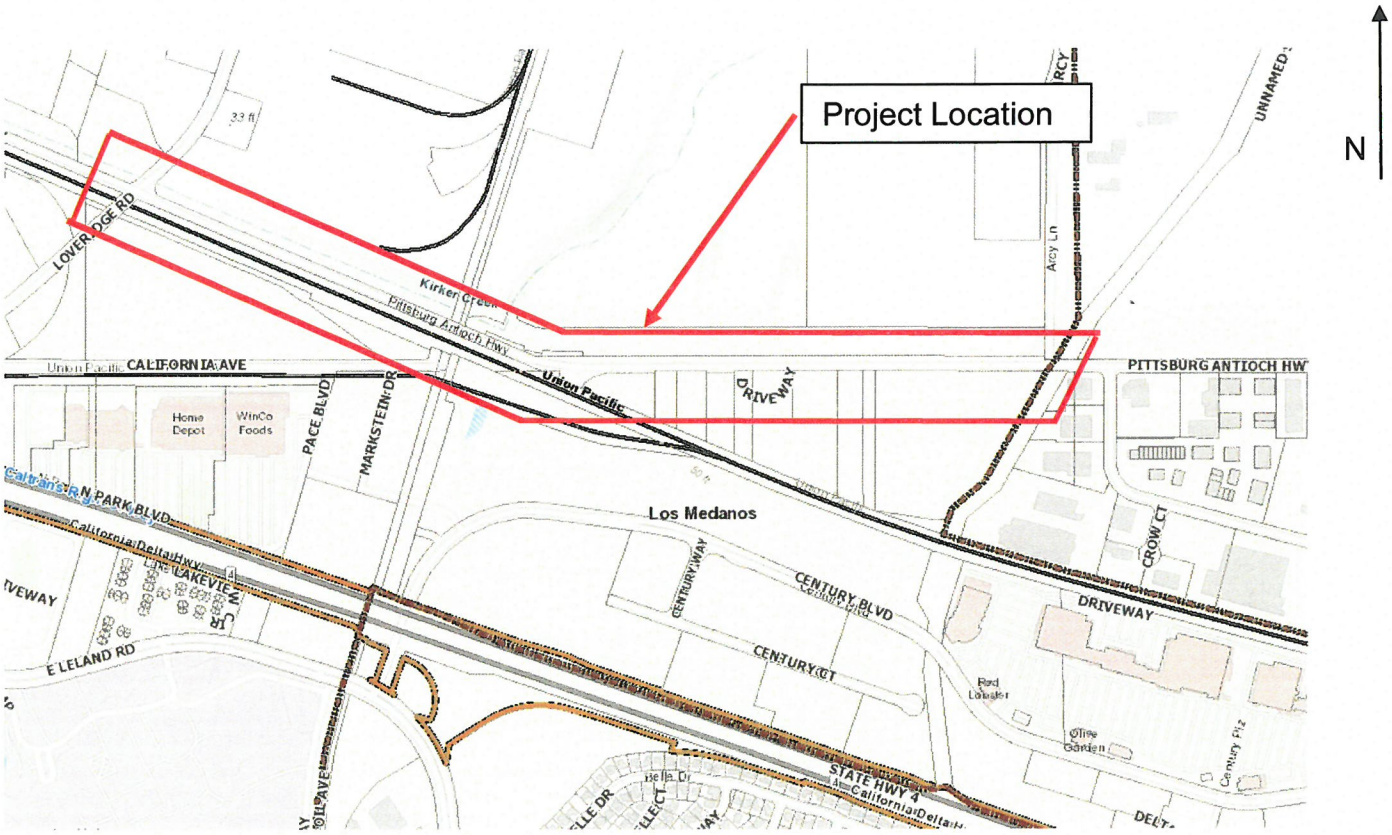

ST-58: PITTSBURG-ANTIOCH HIGHWAY TWO-WAY LEFT TURN LANES

Project No.
TBD

Status:
Awaiting funding.

Estimated Project Cost:
$300,000

Project Limits:
Section of Pittsburg-Antioch Highway between Loveridge Road and Arcy Lane

Funding Sources:

Eligible Funding Source: Developer, TMF
Identified Funding: TBD

Project Description:
This project will construct a two-way left turn lane for businesses located along Pittsburg-Antioch Highway between Loveridge Road and Arcy Lane. The project will accommodate bicycle facilities where appropriate. This project may be constructed as development occurs prior to a larger widening project. 81% TMF eligible.

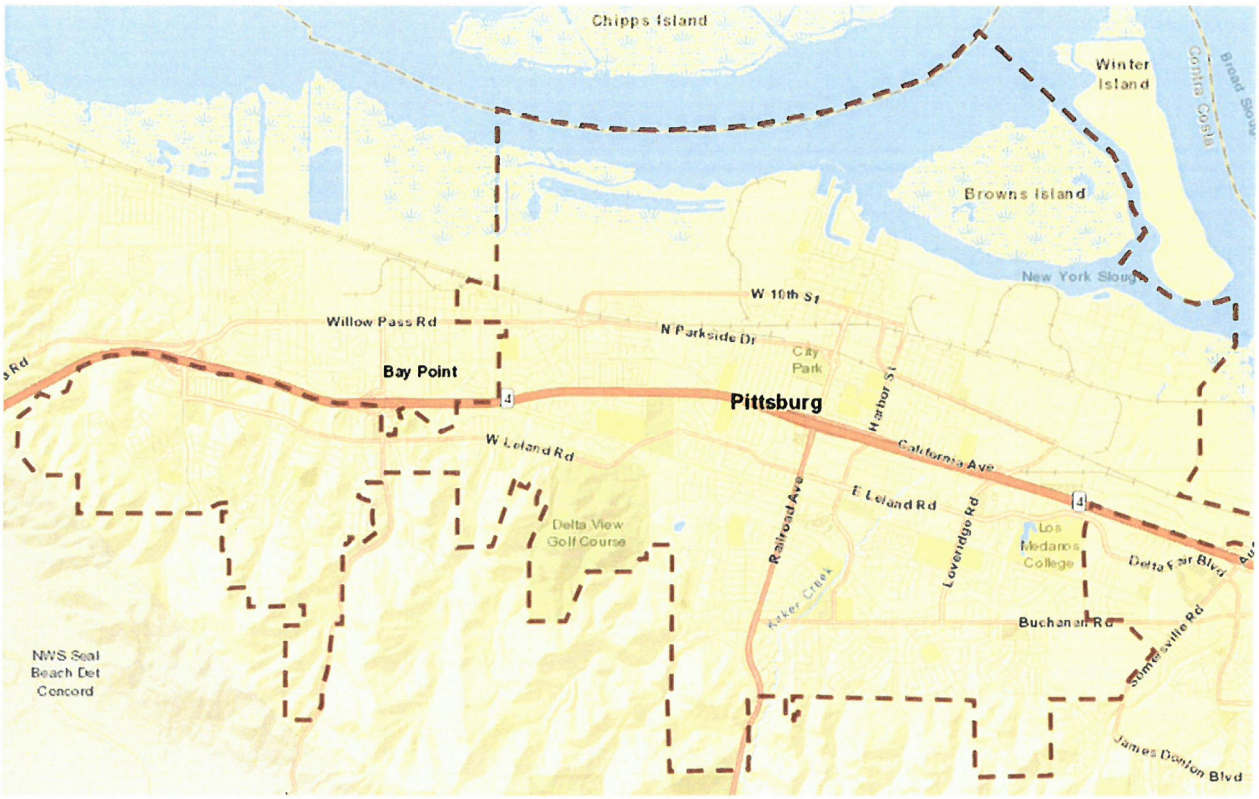

ST-59: SB1 2022/23 PAVEMENT MANAGEMENT PROJECT

Project No.
TBD

Status:
2022/23 Allocation $950,000

Estimated Project Cost:
$950,000

Project Limits:
To be determined.

Funding Sources
Eligible Funding Sources: Gas Tax, Measure J, RMRA
Identified Funding: $950,000 RMRA

Project Description:
The project will use a variety of pavement management techniques including, slurry seal, patch paving, pavement overlay, pavement inlay, pavement reconstruction, base failure repairs and crack sealing as appropriate to extend the useful life of the roadway.

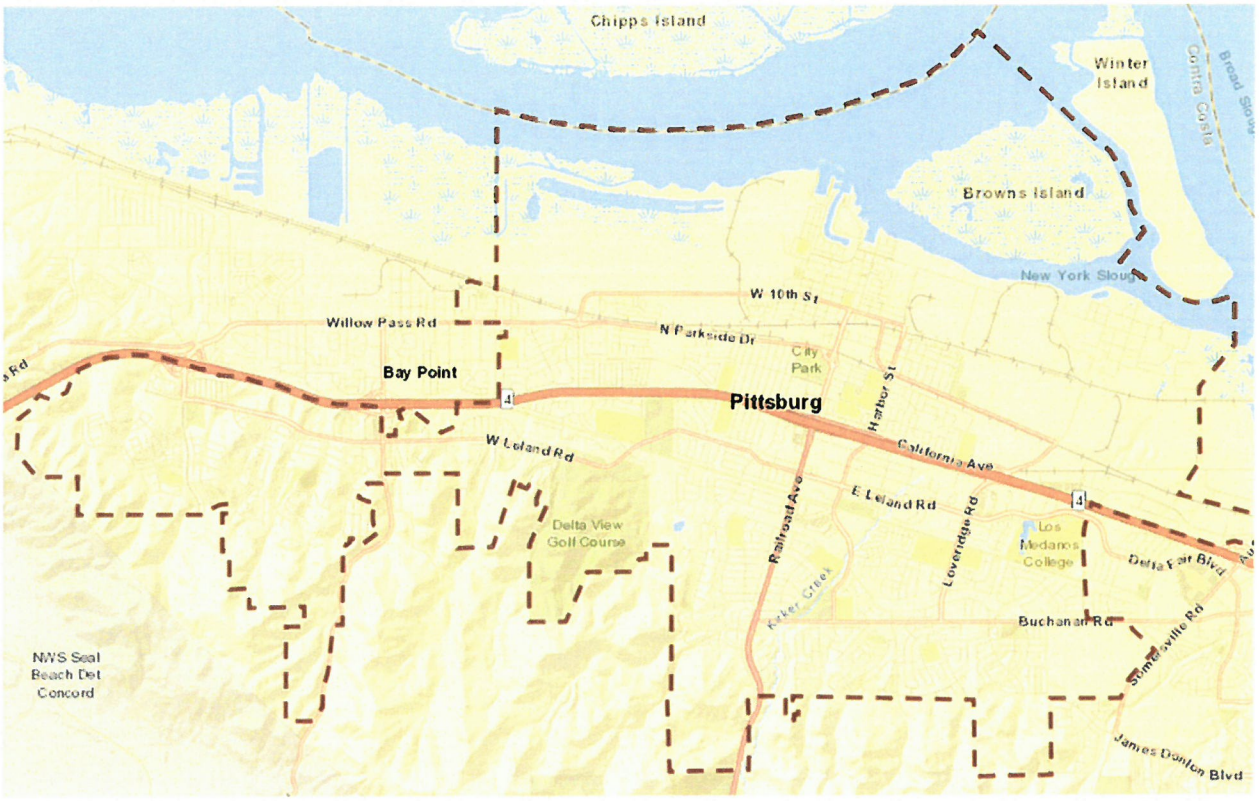

ST-60: 2022/23 STREET MAINTENANCE PROJECT

Project No.
TBD

Status:
2022/23 Allocation $400,000

Estimated Project Cost:
$400,000

Project Limits:
TBD

Funding Sources
Eligible Funding Sources: Gas Tax, Measure J, RMRA
Identified Funding: $400,000 Gas Tax

Project Description:

This project will be determined based on use of the Pavement Management System (PMS) and Staff input. The project will use a variety of pavement management techniques including, slurry seal, patch paving, pavement overlay, pavement inlay, pavement reconstruction, and crack sealing as appropriate to extend the useful life of the roadway.



ST-62: CALIFORNIA AVENUE WIDENING PHASE III (Harbor Street to Railroad Avenue)

Project No.
TBD

Status:
Awaiting funding

Estimated Project Cost:
$10,035,000

Project Limits:
From Harbor Street to Railroad Avenue

Funding Sources

Eligible Funding Source: TMF
Identified Funding Source: TBD

Project Description:
This project includes obtaining right-of-way, constructing drainage improvements and widening California Avenue. This project will provide two lanes in each direction from Railroad Avenue to Harbor Street. Re-alignment of California Avenue will be required when the proposed west bound State Route 4 offramp is constructed. 96% TMF eligible.



ST-63: MARINA BOULEVARD/BLACK DIAMOND STREET/EAST FIFTH STREET INTERSECTION IMPROVEMENTS

Project No.
TBD

Status:
Awaiting funding and/or development

Estimated Project Cost:
$95,000

Project Limits:
Intersection of Marina Blvd./Black Diamond St./E. Fifth St., and its approaches

Funding Sources

Eligible Funding Source: Measure J, Gas Tax Revenues, Grants (TLC), Development
Identified Funding Source: None

Project Description:
This project will realign the intersection and its approaches to more closely resemble a conventional grid pattern street layout, similar to the surrounding downtown streets and blocks. This will allow additional area for a parking structure to be constructed at the Marina Parking lot site (located on the northwest corner of the intersection).



ST-64: LINSCHEID DRIVE TRAFFIC CALMING

Project No.
To be determined

Status:
To be designed, awaiting funding

Estimated Project Cost:
$100,000

Project Limits:
Intersection of Linscheid Dr., Ramona St., and Madoline St., and its approaches

Funding Sources

Eligible Funding Source: Measure J, Gas Tax Revenues, Grants (TETAP for design)
Identified Funding Source: None

Project Description:
This project will realign the intersection and its approaches to meet current standards as a neighborhood traffic calming measure that will follow the City's adopted Traffic Calming Policy. The existing intersection is too wide to properly channel traffic and invites motorists to drive on the wrong side of the road when cutting corners to make a turn. Among the options under consideration is installation of traffic circles at this offset intersection. Additional investigation is necessary to determine what measure should be implemented.

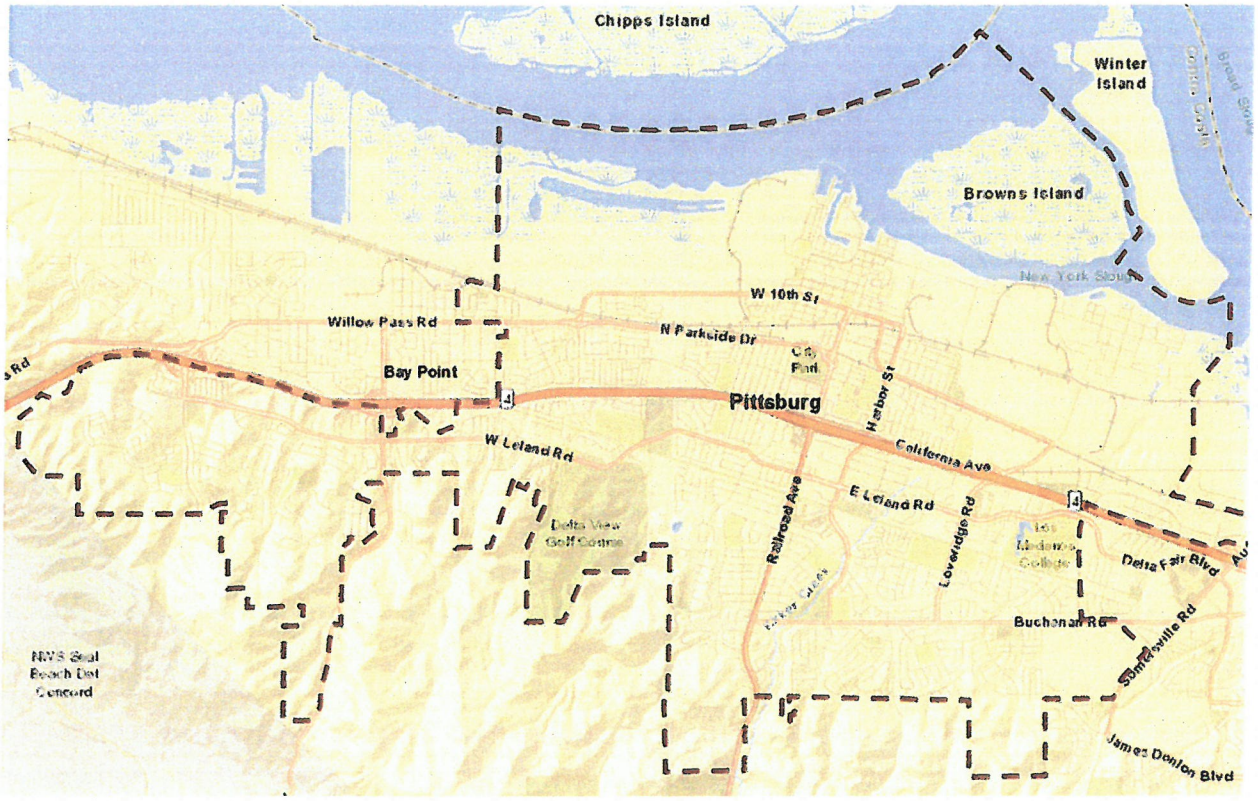

ST-67: SCHOOL AREA PEDESTRIAN COUNTDOWN SIGNALS

Project No.
TBD

Status:
Awaiting Funds

Estimated Project Cost:
$100,000

Project Limits:
Various intersections located near target schools (citywide)

Funding Sources
Eligible Funding: TBD
Identified Funding: None

Project Description:
This project will install pedestrian countdown signal heads at 18 signalized intersections with a high pedestrian volume located near target schools. This project also includes an educational outreach program for student pedestrians and parents to suggest routes to and from eight elementary schools and two junior high schools.

Intersections Include: W. Leland@Crestview, W. Leland@Railroad, Railroad@West, W. Leland@Dover, W. Leland@Burton, Harbor@Buchanan, Harbor@Yosemite, Loveridge@E. Leland, Loveridge@Delta DeAnza Trail, Loveridge@Stoneman, Loveridge@Ventura, Loveridge@Buchanan, Willow Pass@Loftus, Harbor@School, Railroad@Civic, Railroad@Power, San Marco@W. Leland



ST-69: PRESIDIO LANE PEDESTRIAN SAFETY IMPROVEMENTS

Project No.
TBD

Status:
Awaiting funds

Estimated Project Cost:
$ 25,000

Project Limits:
Presidio Lane crosswalk between Senior Center and Stoneman Village senior housing

Funding Sources
Eligible Funding: TBD
Identified Funding: None

Project Description:
This project will enhance pedestrian safety at the crosswalk across Presidio Lane between the Senior Center and Stoneman Village senior housing.



ST-72: WILLOW PASS ROAD CLASS III BICYCLE FACILITY

Project No.
TBD

Status:
Awaiting Funds

Estimated Project Cost:
$ 200,000

Project Limits:
Willow Pass Road from West Tenth Street to Union Pacific Railroad Crossing

Funding Sources
Eligible Funding: TBD

Identified Funding: None

Project Description:
This project includes widening, signing and striping Willow Pass Road to provide a Class III bicycle facility from West 10th Street to the Union Pacific Railroad crossing. The project will include construction of 8' shoulders east and west bound along the entire length of Willow Pass Road.

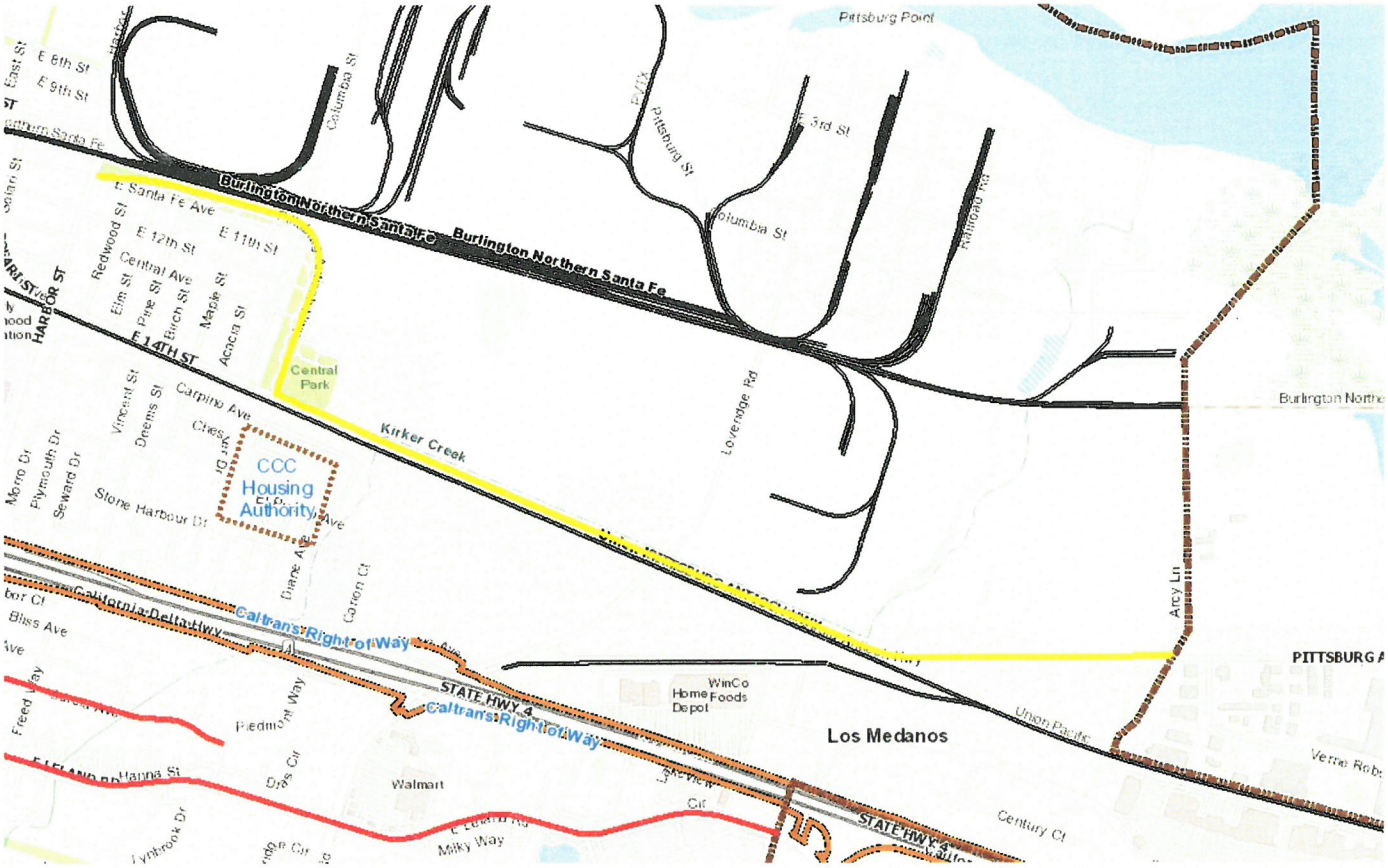

ST- 73: PATCH PAVING, SEALING & STRIPING

Project No.
TBD

Status:
2019/20 Allocation: $500,000

Estimated Project Cost:
$500,000

Project Limits:
Pittsburg Antioch Hwy from Harbor Street to Arcy Lane

Funding Sources:
Eligible Funding Source: Gas Tax, SB-1 Gas Tax (RMRA) Measure J, General Fund (GF)
Identified Funding: $500,000 GF

Project Description:

This project is for preventative maintenance aimed at mitigating future failures of streets and street segments. The locations and priorities are determined by Public Works and Engineering staff with guidance from the City's Pavement Management Program.

For 2019/20, the following arterial street segment has been identified:

- Pittsburg Antioch Hwy from Harbor Street to Arcy Lane



ST-95: INTERSECTION GEOMETRIC IMPROVEMENTS (BAILEY ROAD & WEST LELAND ROAD)

Project No.
TBD

Status:
Awaiting funding

Estimated Project Cost:
$3,000,000

Project Limits:
West Leland Road between Bailey Road and Oak Hills Drive

Funding Sources
Eligible Funding Sources: LTMF, Developer Fair Share
Identified Funding: None

Project Description:
The project provides for geometric improvements on the eastbound approach to the intersection Bailey Road & West Leland Road. The scope of work contemplated includes widening of the eastbound approach to add a second left-turn lane and an exclusive right-turn lane on the eastbound approach. It is intended that the geometry will accommodate a Class 2 bike lanes. The improvements will add capacity on the eastbound approach, provide for more efficient signal timing, improve intersection level of service, and reduce queuing on the eastbound leg of the intersection. The geometric improvements will require right-of-way acquisition and construction of retaining walls along the north and south sides of West Leland Road between Bailey Road and Oak Hills Drive.

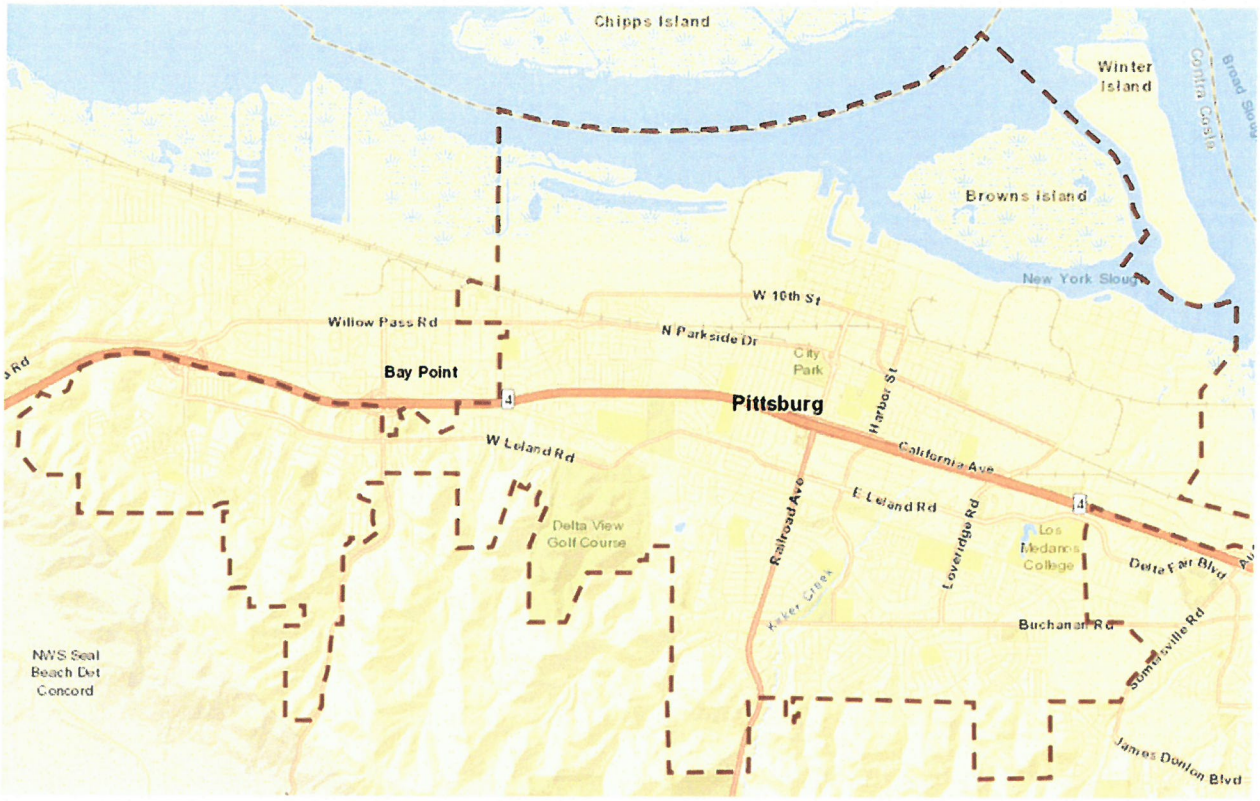

ST-96: CITYWIDE ARTERIAL MEDIAN CONVERSION PROJECT

Project No.

Status:
2019/20 Allocation $25,000

Estimated Project Cost:
$25,000 FY 19/20 and
$30,000 annually thereafter
$145,000 thru term of 5-year CIP

Project Limits:
Arterial Streets Citywide

Funding Sources

Eligible Funding Source: Measure J
Identified Funding Source: $145,000 Measure J

Project Description:

The locations and priorities are determined by staff in order to provide adequate areas for maintenance staff working within the medians on arterial streets.



ST-98: 2019/20 STREET MAINTENANCE PROJECT

Project No.
TBD

Status:
2019/20 Allocation $322,427

Estimated Project Cost:
$322,427

Project Limits:
Highland Meadows (street segments as shown below

Funding Sources:
Eligible Funding Source: Gas Tax
Identified Funding Source: $150,000 HUTA, $172,427 RMRA

Project Description:
This project was determined based on use of the Pavement Management System (PMS) and Staff input. The project will use the three-layer pavement treatment on the residential streets in the Highland Meadows neighborhood.

Those streets/street segments include the following:

- Cypress Way from Norine Drive to Woodland Drive
- Roundhill Drive from Woodland Drive to Norine Drive
- Woodland Drive from Norine Drive to Roundhill Drive



ST-99: SB1 2019/20 PAVEMENT MANAGEMENT PROJECT

Project No.

Status:
2019-20 Allocation: $895,000

Estimated Project Cost:
$895,000

Project Limits:
West Leland Road – Jacqueline Drive to Railroad Avenue (locations determined by HSIP 7 Project)

Funding Sources:
Eligible Funding Sources: Gas Tax, SB-1 Gas Tax (RMRA), Measure J
Identified Funding: $895,000 RMRA

Project Description:

This project will repair particular locations on West Leland Road from Railroad Avenue to Jacqueline Drive in preparation for the HSIP 7 project that is scheduled for construction early 2020. The project will use a variety of pavement management techniques including slurry seal, patch paving, pavement overlay/inlay, pavement reconstruction and crack sealing as appropriate to extend the useful life of the roadway.

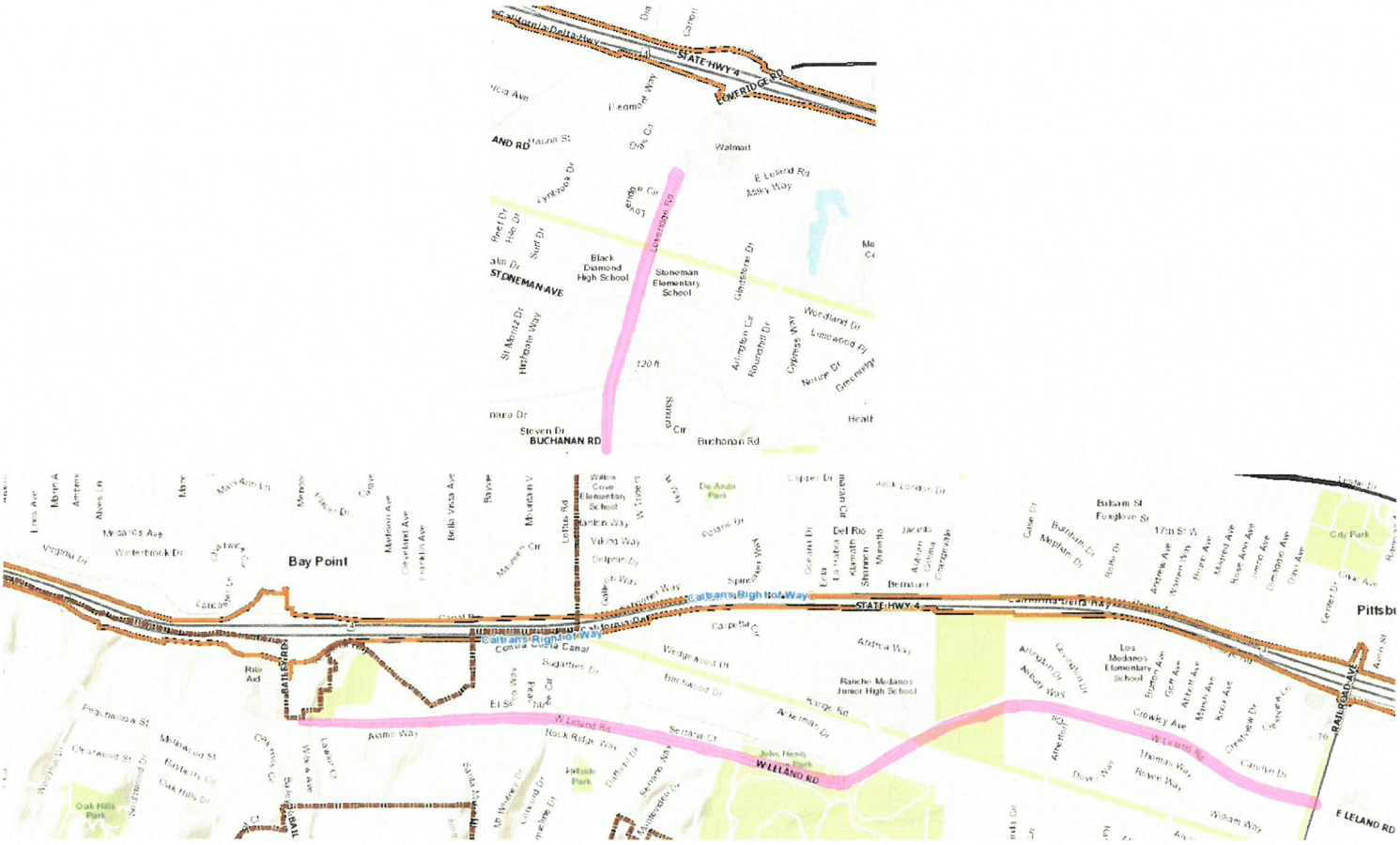

ST-100: 2020/21 STP/OBAG II PAVEMENT IMPROVEMENT PROJECT

Project No.

Status:
2019/20 Allocation $180,000

Estimated Project Cost:
$2,590,000

Project Limits:
West Leland Road – South Broadway to Railroad Avenue
Loveridge Road –East Leland Road to Buchanan Road

Funding Sources:
Eligible Funding Sources: Gas Tax, SB-1 Gas Tax (RMRA), Measure J, One Bay Area Grant (OBAG) II/STP
Identified Funding: $2,410,000 OBAG II/S, $180,000 RMRA

Project Description:

This project will rehabilitate the roadway on West Leland Road from Woodhill Drive to Railroad Avenue and Loveridge Road from East Leland Road to Buchanan Road. The project will use a variety of pavement management techniques including crack sealing, base repairs, patch paving, milling, geosynthetics, and other treatments as appropriate to extend the useful life of the roadway.







ST- 101: 2022/23 TRAFFIC CALMING PROJECT

Project No.
TBD

Status:
2022/23 Allocation $50,000

Estimated Project Cost:
$50,000

Project Limits:
Citywide

Funding Sources
Eligible Funding Source: HUTA, Measure J, SR2S, RMRA

Identified Funding: $50,000 Measure J

Project Description:
This project will construct speed humps and other traffic calming improvements at locations to be determined through an application process or by City Staff. This will be managed through the Traffic Section of the Engineering Division.







ST- 102: 2023/24 TRAFFIC CALMING PROJECT

Project No.
TBD

Status:
2023/24 Allocation $50,000

Estimated Project Cost:
$50,000

Project Limits:
Citywide

Funding Sources
Eligible Funding Source: HUTA, Measure J, SR2S, RMRA

Identified Funding: $50,000 Measure J

Project Description:
This project will construct speed humps and other traffic calming improvements at locations to be determined through an application process or by City Staff. This will be managed through the Traffic Section of the Engineering Division.

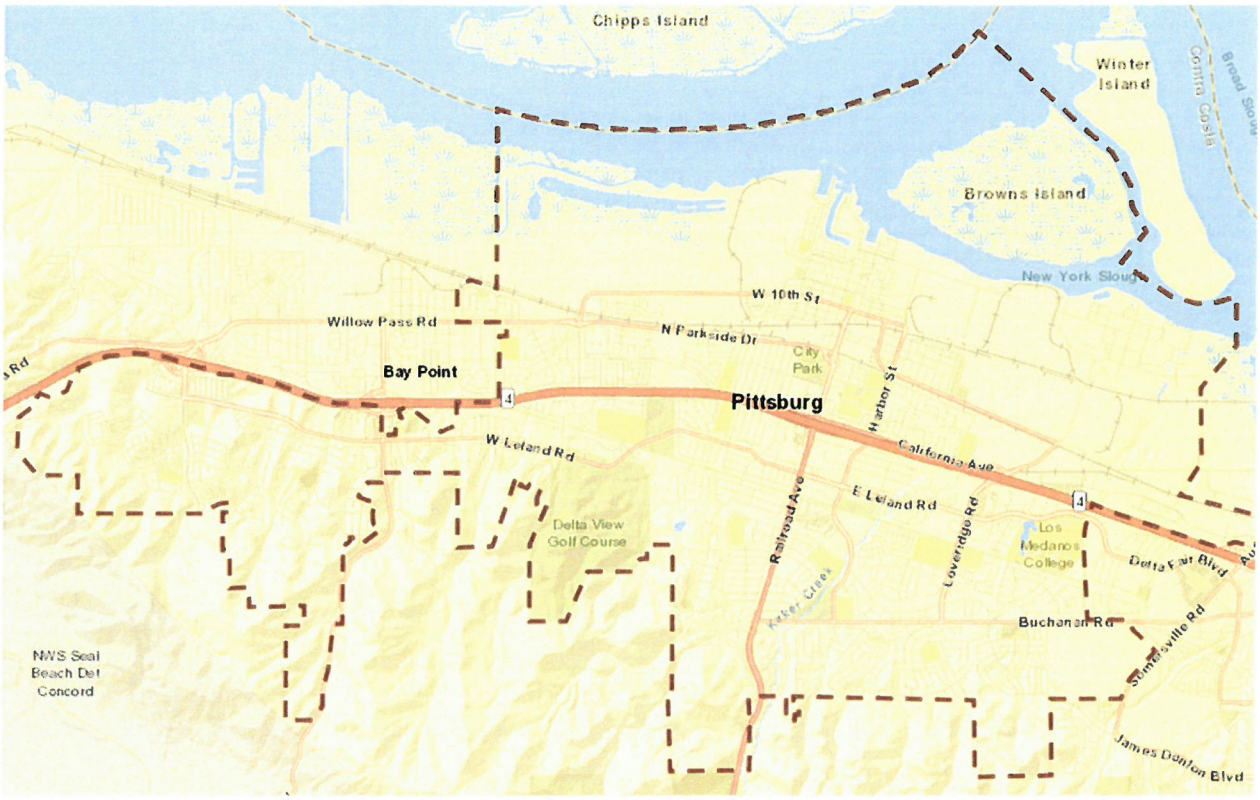

ST-103: SB-1 2023/24 PAVEMENT MANAGEMENT PROJECT

Project No.

Status:
2023/24 Allocation: $974,000

Estimated Project Cost:
$974,000

Project Limits:
To Be Determined

Funding Sources:
Eligible Funding Sources: Gas Tax, SB-1 Gas Tax (RMRA), Measure J
Identified Funding: $974,000 RMRA

Project Description:

The project will use a variety of pavement management techniques including slurry seal, patch paving, pavement overlay/inlay, base failures, pavement reconstruction and crack sealing as appropriate to extend the useful life of the pavement.

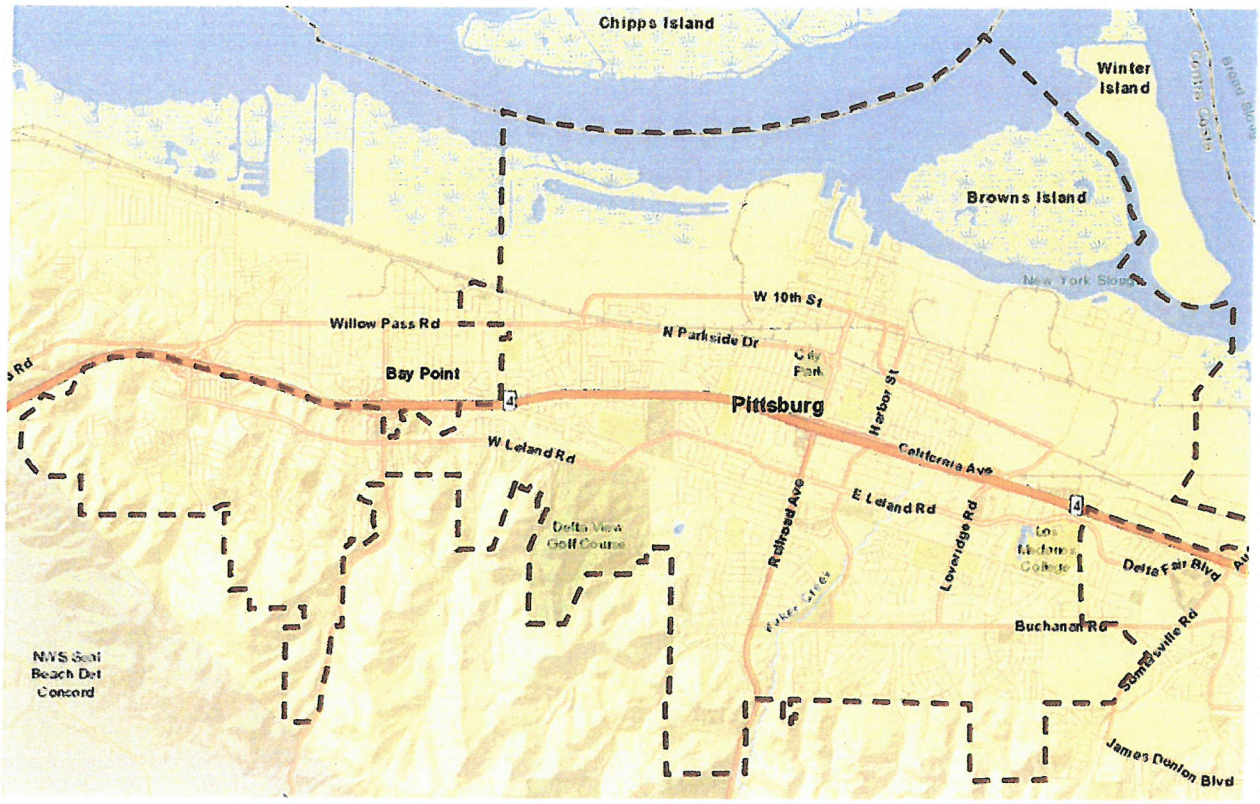

ST-104: 2023/24 STREET MAINTENANCE PROJECT

Project No.
TBD

Status:
Projected Funding for FY 23/24

Estimated Project Cost:
$400,000

Project Limits:
TBD

Funding Sources
Eligible Funding Sources: Gas Tax, Measure J, RMRA
Identified Funding: $400,000 HUTA

Project Description:

This project will be determined based on use of the Pavement Management System (PMS) and Staff input. The project will use a variety of pavement management techniques including, slurry seal, patch paving, pavement overlay, pavement inlay, pavement reconstruction, and crack sealing.

SIGNAL PROJECTS

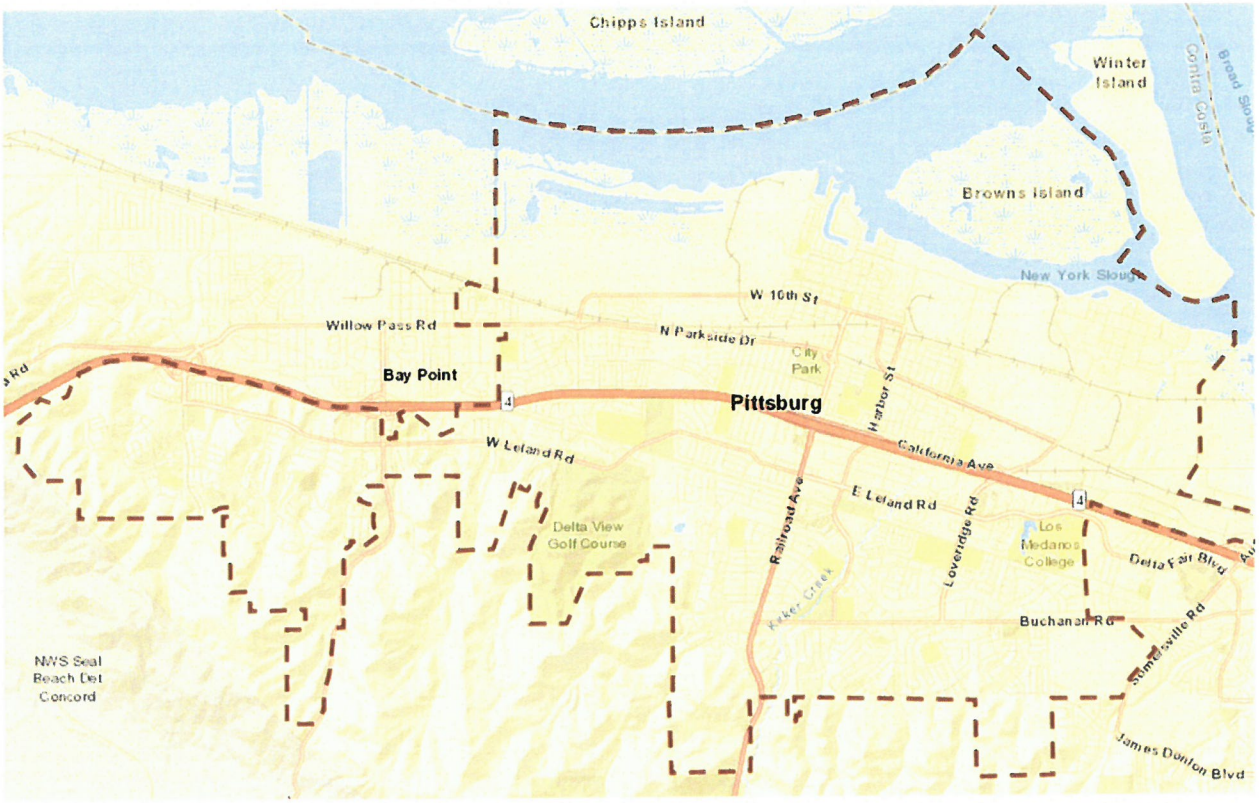

S-2: STREET NAME SIGN LED CONVERSION

Project No.
TBD

Status:
Awaiting Funding

Estimated Project Cost:
$200,000

Project Limits:
Citywide

Funding Sources:
Eligible Funding: TBD

Identified Funding: None

Project Description:
This project will remove and replace 128 fluorescent street name signs with LED signs to improve visibility and increase energy efficiency.



S-4: SIGNAL AT HARBOR STREET/STONEMAN AVENUE

Project No.
TBD

Status:
Awaiting funding

Estimated Project Cost:
$300,000

Project Limits:
Harbor Street intersection at Stoneman Avenue

Funding Sources
Eligible Funding Source: Measure J
Identified Funding: None

Project Description:
This project will design and construct a fully actuated traffic signal at the intersection of Harbor Street and Stoneman Avenue. The project will replace existing all-way stop controls at this intersection.



S-6: TRAFFIC SIGNAL MODIFICATION @ KIRKER PASS ROAD & PHEASANT DRIVE

Project No.

Status:
Awaiting funding

Estimated Project Cost:
$50,000 TBD

Project Limits:
Kirker Pass Road at Pheasant Drive

Funding Sources:
TBD

Project Description:
Relocate existing north-south marked crosswalk further east. Relocate 1-B traffic signal pole (with phases 4 and 6 signal heads and phase 6 pedestrian head and pushbutton) from raised "porkchop" island in northeast corner to behind sidewalk. Remove two raised "porkchop" islands on the eastern corners. Modify raised median on Pheasant Drive to allow ADA pedestrian crossing.

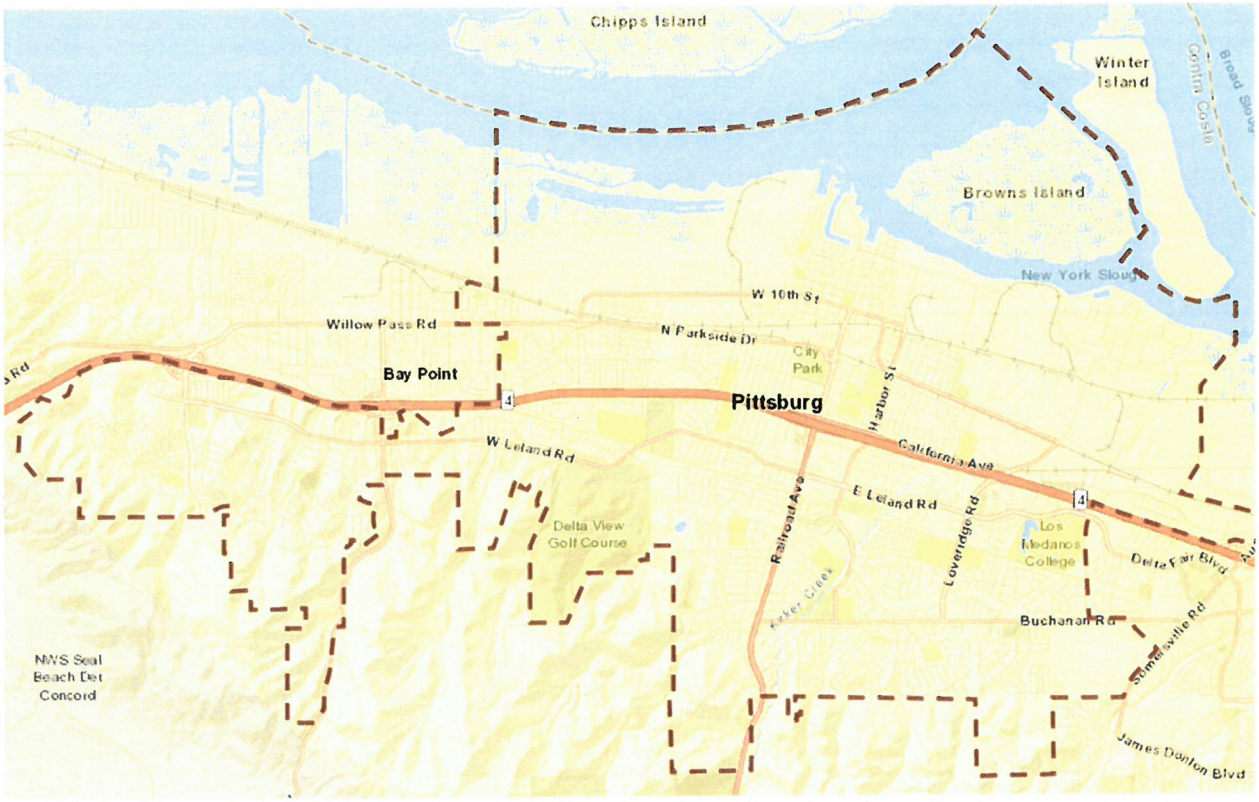

S-8: 2019/20 TRAFFIC SIGNAL MODIFICATION

Project No.
TBD

Status:
2019/20 Allocation $135,000

Estimated Project Cost:
$135,000

Project Limits:
Locations Citywide

Funding Sources
Eligible Funding: Gas Tax RMRA
Identified Funding: Gas Tax RMRA $135,000

Project Description:
This project is to perform on-going traffic signal timing studies, signal timing adjustments and other modifications to existing signals throughout the City. This will provide for improved traffic flow and allow for modernization of outdated signal controller equipment.

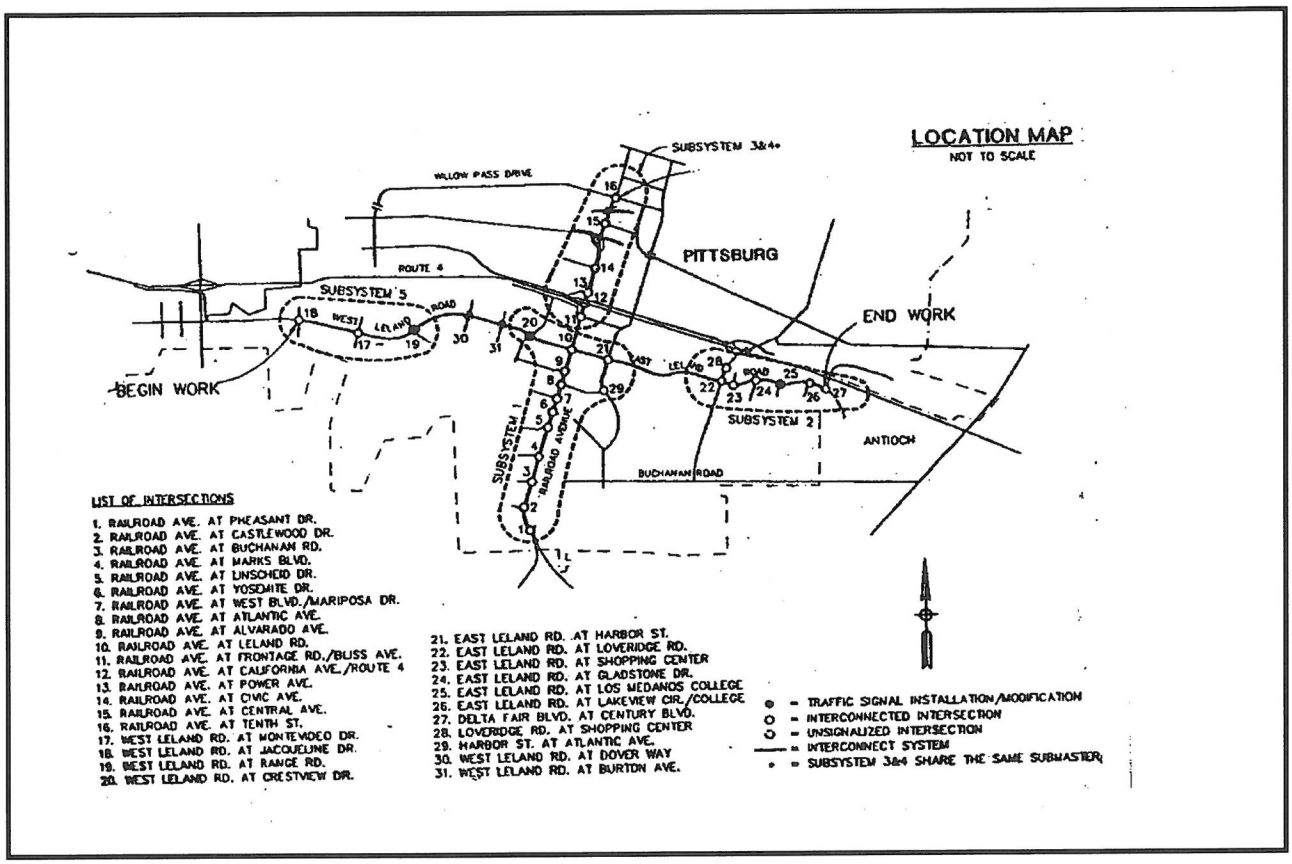

S-9: LELAND ROAD SIGNAL INTERCONNECT

Project No.
TBD

Status:
Awaiting Funding

Estimated Project Cost:
$380,000

Project Limits:
West Leland Road and Bailey Road

Funding Sources

Eligible Funding Source: Measure J/TMF
Identified Funding: none

Project Description:
This Project will provide for interconnection and retiming of signalized intersections along the Bailey Road & West Leland Road corridors. 75% TMF eligible.

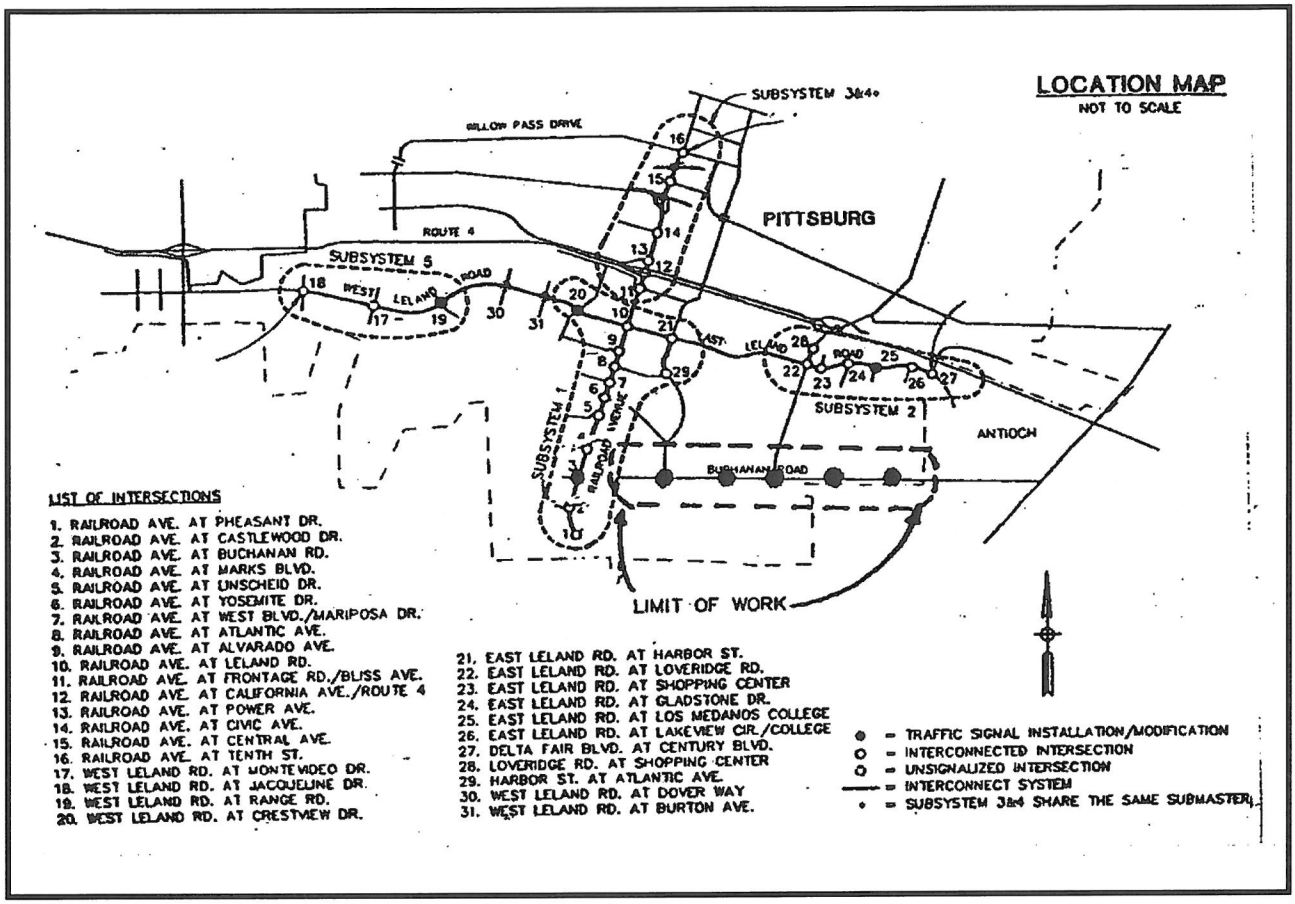

S-10: BUCHANAN ROAD SIGNAL INTERCONNECT

Project No.
TBD

Status:
Awaiting funding

Estimated Project Cost:
$525,000

Project Limits:
The Project will interconnect signals on Buchanan Road from Meadows Drive to Harbor Street

Funding Sources

Eligible Funding Source: Measure J/TMF
Identified Funding: None

Project Description:
This Project will provide for interconnection and retiming of five existing signalized intersections along Buchanan Road. 93% TMF eligible.

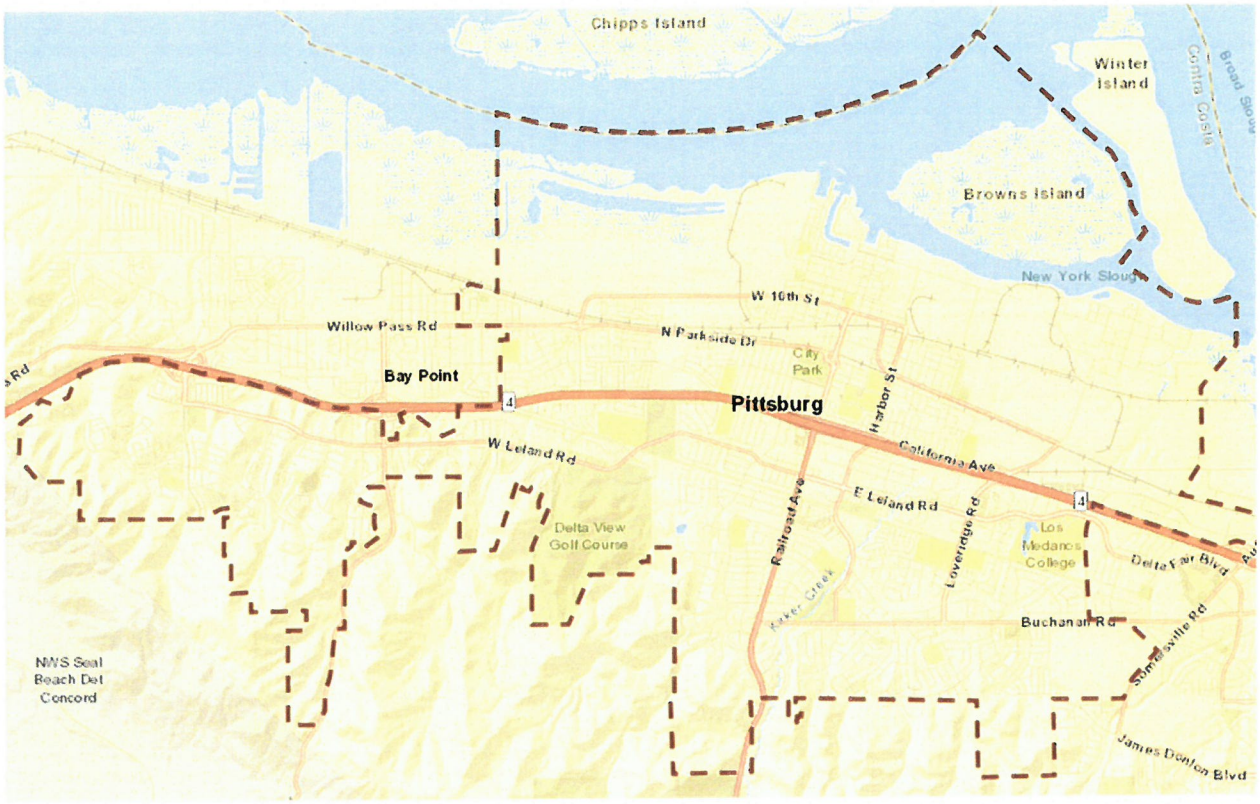

S-11: 2022/23 TRAFFIC SIGNAL MODIFICATION

Project No.
TBD

Status:
Awaiting funding.

Estimated Project Cost:
$135,000

Project Limits: Citywide

Funding Sources
Eligible Funding: Gas Tax RMRA
Identified Funding: Gas Tax RMRA
$135,000

Project Description:
This project is to perform on-going traffic signal timing and modifications to existing signals throughout the City. This will provide for improved traffic flow and allow for modernization of outdated signal controller equipment.



S-12: OPTICOM AND TRANSIT PRIORITY CONTROL

Project No.
TBD

Status:
Awaiting funding.

Estimated Project Cost:
$200,000

Project Limits:
Citywide

Funding Sources

Eligible Funding Source: Measure J
Identified Funding: None

Project Description:
Project will study the deployment of transit priority control system and provide for installation of opticom control system at 12 signalized intersections.

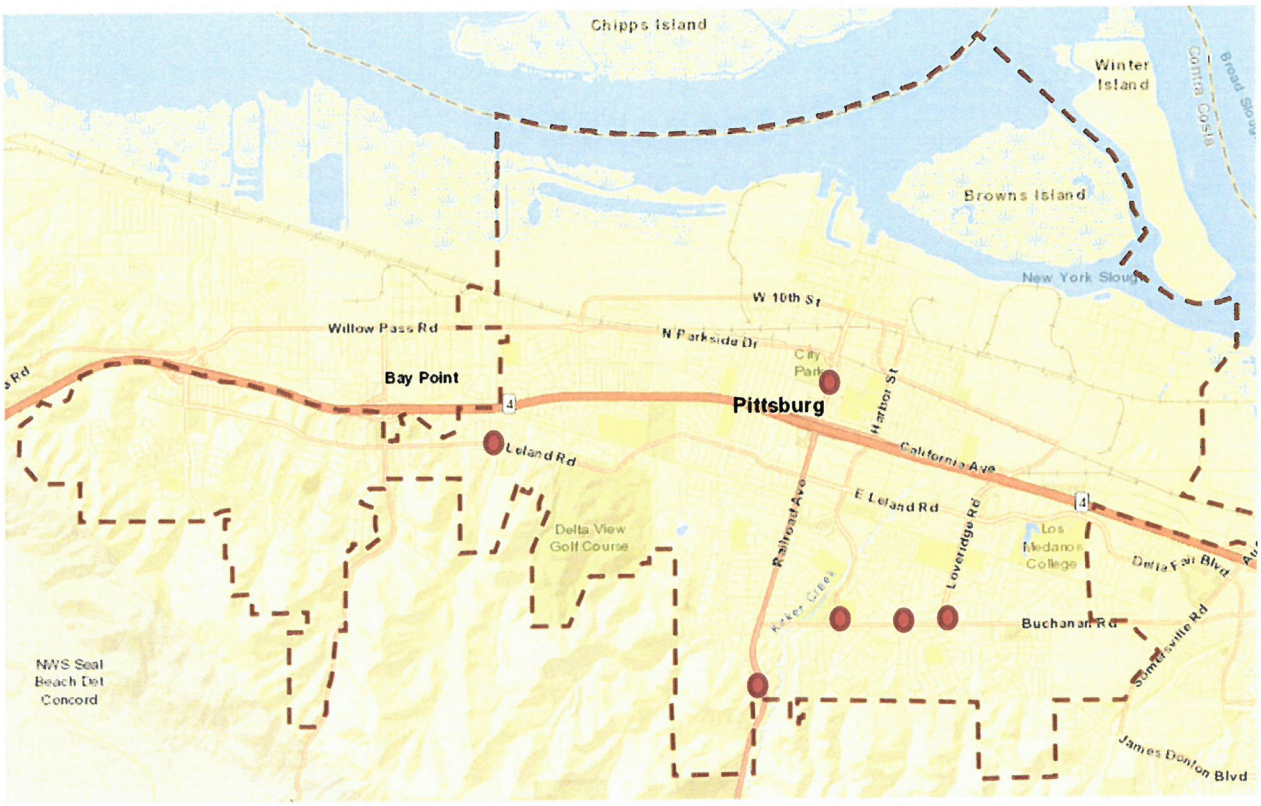

S-13: EMERGENCY VEHICLE PREEMPTION AT SIX INTERSECTIONS

Project No.
TBD

Status:
None

Estimated Project Cost:
$50,000

Project Limits:
1. Buchanan & Loveridge
2. Buchanan & Suzanne
3. Buchanan & Harbor
4. Railroad & Pheasant
5. Railroad & Central
6. Jacqueline & W. Leland

Funding Sources
Eligible Funding Sources: Gas Tax, Measure J, IRRF, IE, PP, Grants
Identified Funding: none

Project Description:
Install Emergency Vehicle Preemption (EVP) at six (6) signalized intersections to allow emergency vehicles to preempt the traffic signal control phase sequence and travel through major intersections on a green light. The City currently uses Opticom™ emergency vehicle preemption at all other major intersections not included in this project.

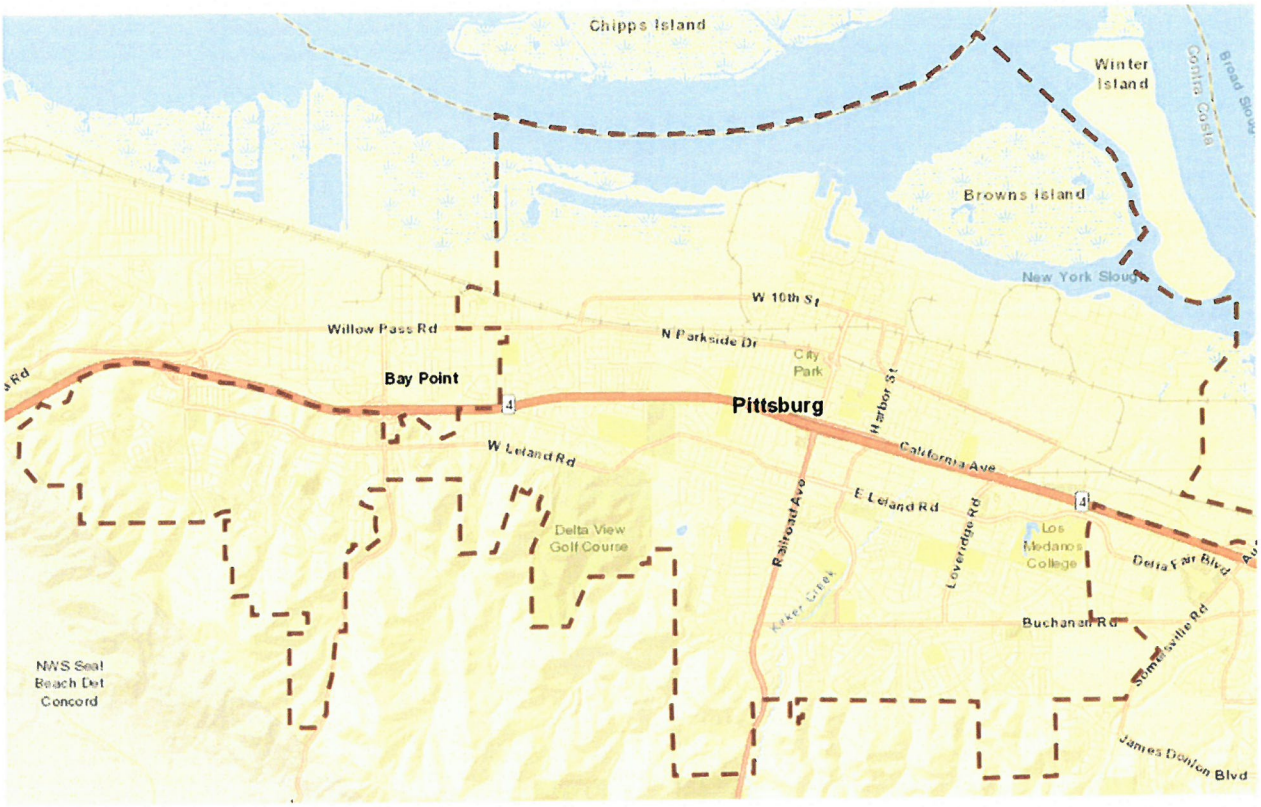

S-14: WIRELESS TRAFFIC SIGNAL COMMUNICATIONS

Project No.
TBD

Status:
Being studied

Estimated Project Cost:
$305,000

Project Limits:
Citywide (up to 62 Signalized Intersections)

Funding Sources
Eligible Funding Sources: Gas Tax, Measure J, IRRF, IE, PP, Grants
Identified Funding: none

Project Description:
Install wireless traffic signal communication with City's traffic signal controllers. This will allow viewing traffic signal controller set timings and possible video feed of traffic signal detection zones and performing traffic signal timing changes. Also, may replace current Traffic Signal Interconnect Cable (SIC) on Railroad Avenue and Leland Road with wireless communications.

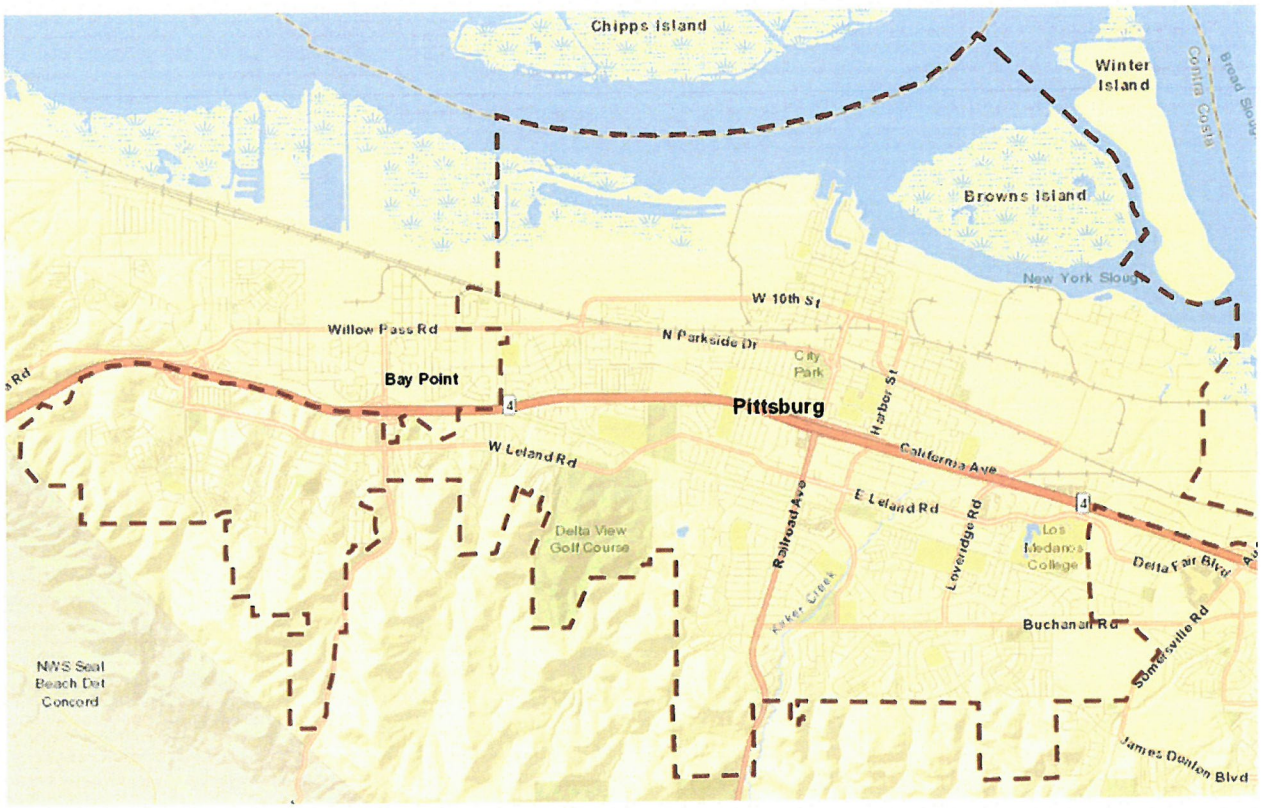

S-15: 2020/21 TRAFFIC SIGNAL MODIFICATION

Project No.
TBD

Status:
Funded

Estimated Project Cost:
$135,000

Project Limits: Citywide

Funding Sources
Eligible Funding: Gas Tax RMRA
Identified Funding: Gas Tax RMRA $135,000

Project Description:
This project is to perform on-going traffic signal timing and modifications to existing signals throughout the City. This will provide for improved traffic flow and allow for modernization of outdated signal controller equipment.

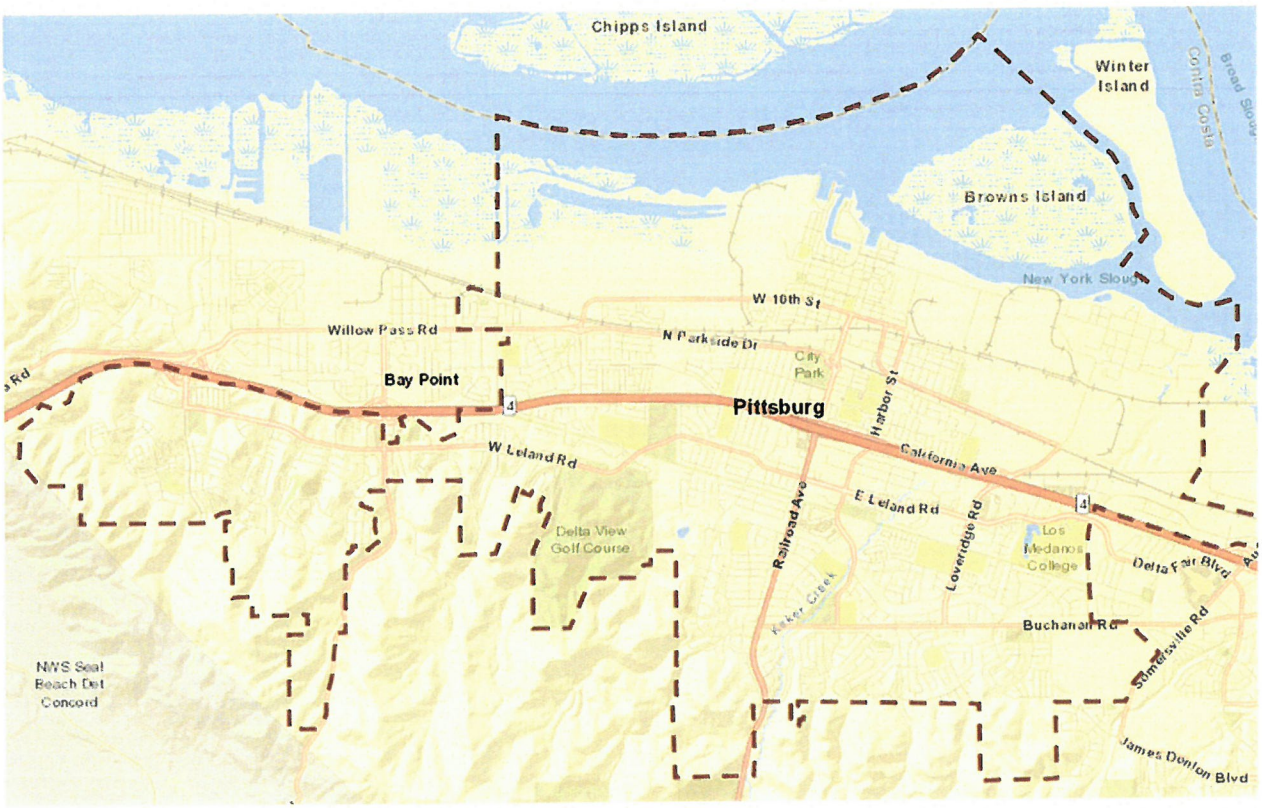

S-16: 2021/22 TRAFFIC SIGNAL MODIFICATION

Project No.
TBD

Status:
Funded

Estimated Project Cost:
$135,000

Project Limits: Citywide

Funding Sources
Eligible Funding: Gas Tax RMRA
Identified Funding: Gas Tax RMRA $135,000

Project Description:
This project is to perform on-going traffic signal timing and modifications to existing signals throughout the City. This will provide for improved traffic flow and allow for modernization of outdated signal controller equipment.

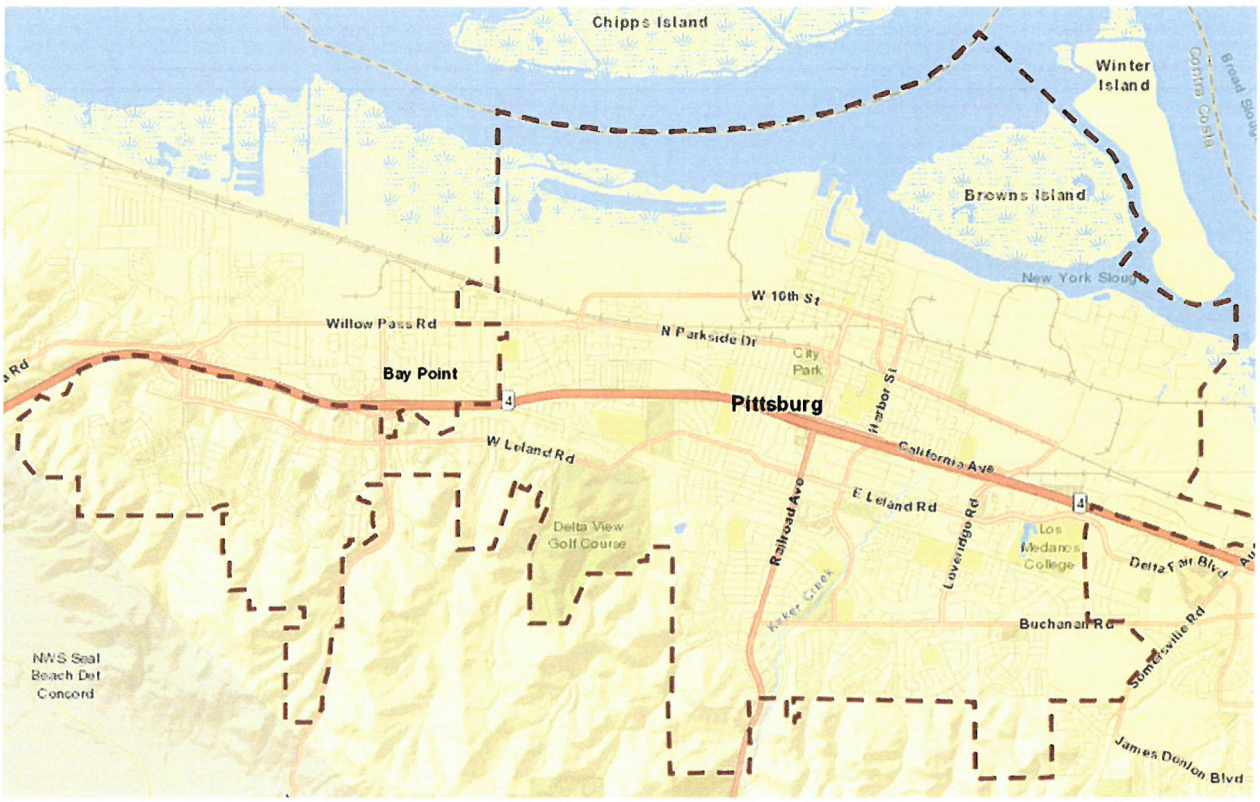

S-17: 2023/24 TRAFFIC SIGNAL MODIFICATION

Project No.
TBD

Status:
Funded

Estimated Project Cost:
$135,000

Project Limits: Citywide

Funding Sources
Eligible Funding: Gas Tax RMRA
Identified Funding: Gas Tax RMRA $135,000

Project Description:
This project is to perform on-going traffic signal timing and modifications to existing signals throughout the City. This will provide for improved traffic flow and allow for modernization of outdated signal controller equipment.

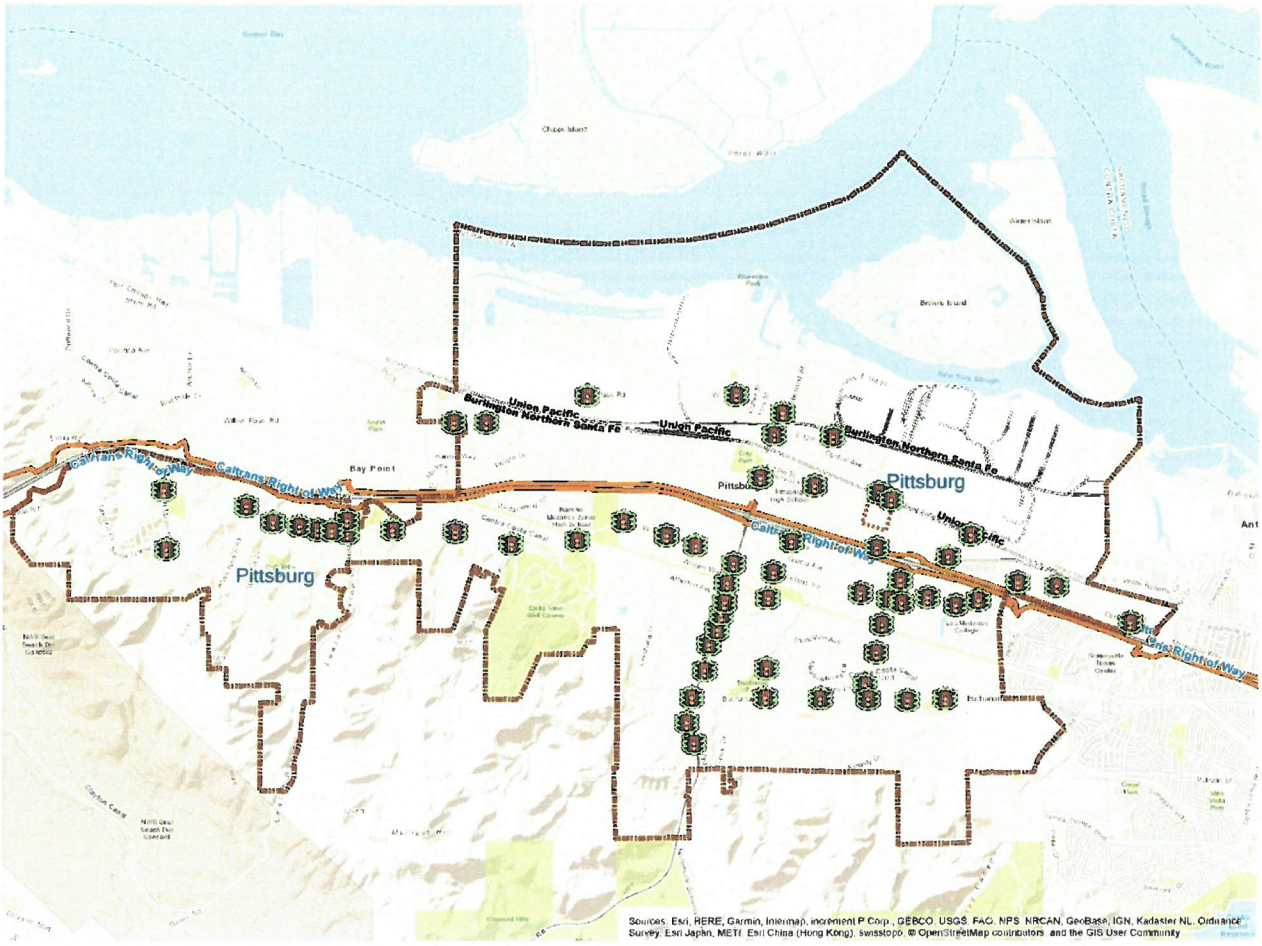

S-18 HSIP-9 TRAFFIC SIGNAL IMPROVEMENT PROJECT

Project No.
2019-01

Status:
Design

Estimated Project Cost:
$1,110,000

Project Limits:
59 signals throughout the City of Pittsburg

Funding Sources
Eligible Funding Source: Gas Tax, RMRA, IRRF, Grants
Identified Funding: HSIP-9 Funding, $44,400 RMRA

Project Description:
The proposed project includes improvements at signalized intersections throughout the City. The improvements include replacement and/or installation of signal hardware such as signals heads, lenses, pedestrian heads, push buttons, visors, backplates, retroreflective borders, controllers, cabinets, battery backup systems, and modems as well as improvements to signal timing. There are 59 out of 62 existing signalized intersections that will be improved.



S-19: TRAFFIC ADAPTIVE CORRIDOR SIGNAL PROJECT

Project No.
TBD

Status:
Awaiting funding

Estimated Project Cost:
$300,000

Project Limits:
Railroad Avenue Pheasant Drive to West Leland Road (10 intersections)

Funding Sources
Eligible Funding Source: Measure J
Identified Funding: None

Project Description:
This project will design, upgrade and construct a traffic adaptive corridor on Railroad Avenue from Pheasant Drive to West Leland Road. The project will include all software, licenses, training, equipment and support to upgrade, manage and run a fully traffic adaptive corridor.

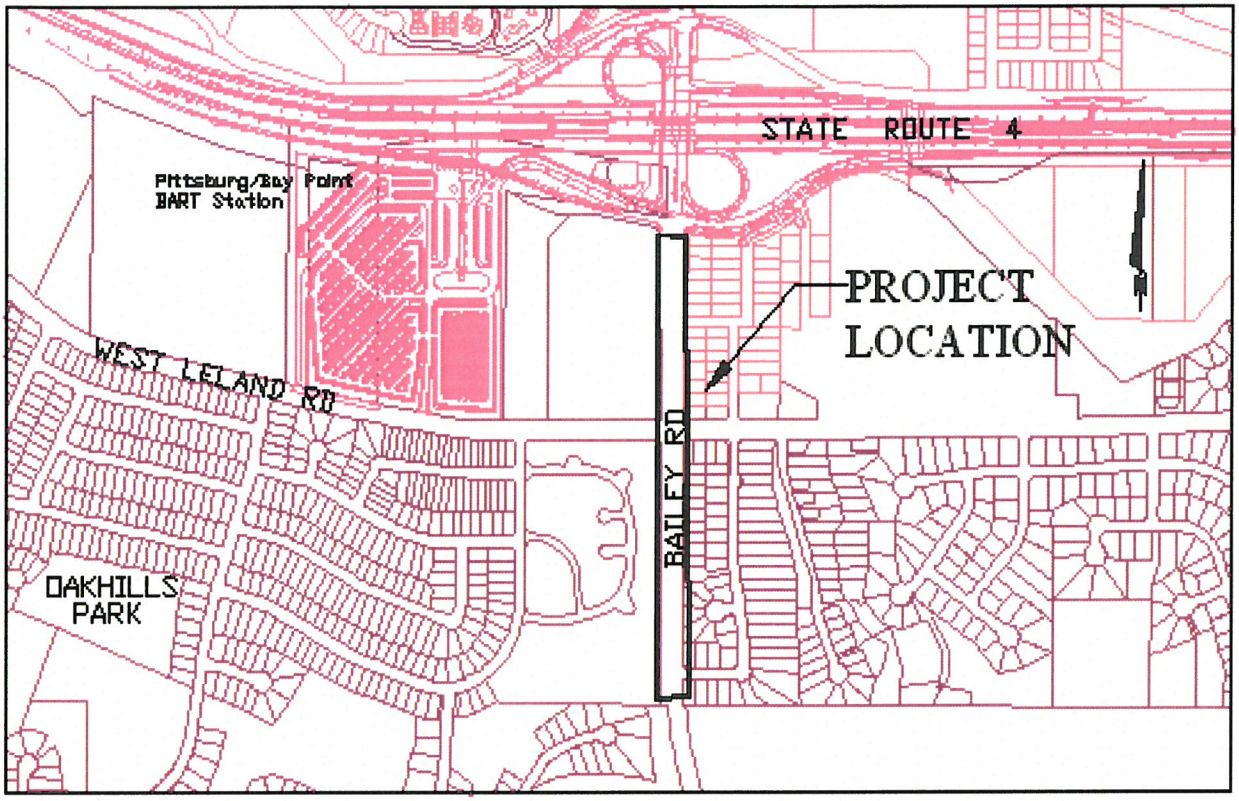

S-24: BAILEY ROAD SIGNAL INTERCONNECTS

Project No.
TBD

Status:
Awaiting funding

Estimated Project Cost:
$210,000

Project Limits:
Bailey Road

Funding Sources

Eligible Funding Source: Measure J
Identified Funding: none

Project Description:
Interconnection and retiming of traffic signals on Bailey Road that are within the City limits. 84% TMF eligible.

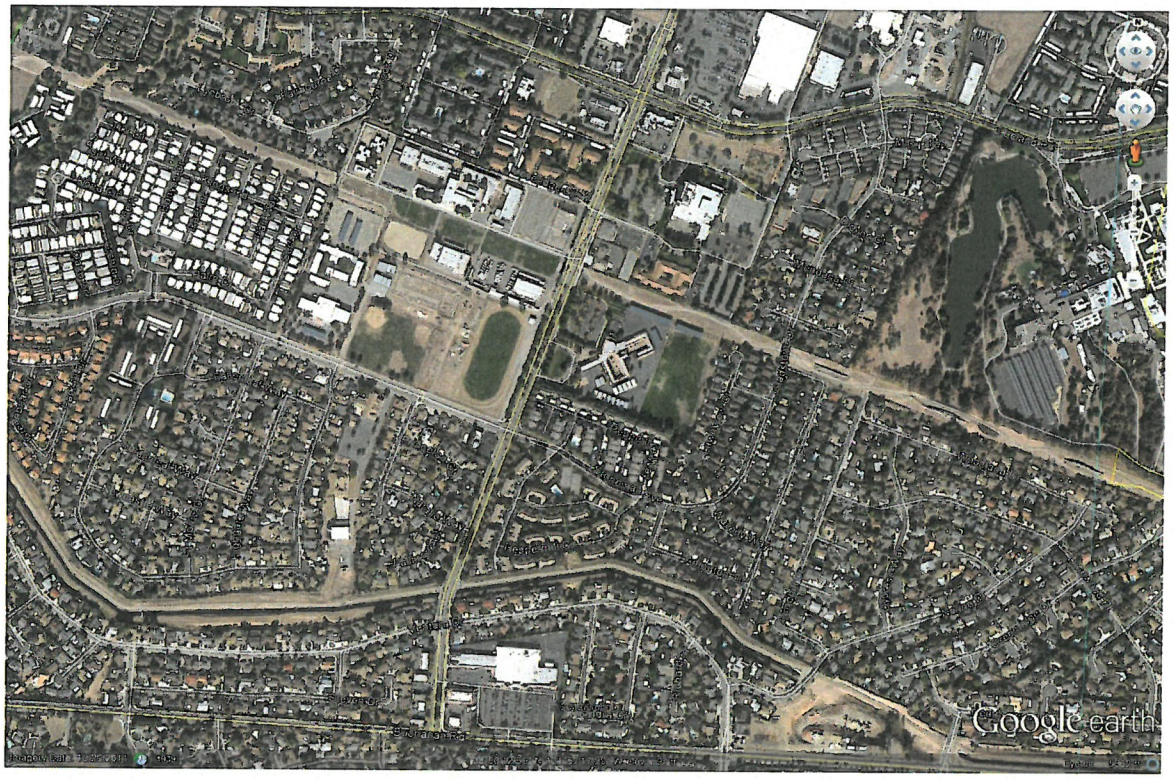

S-25: LOVERIDGE ROAD SIGNAL INTERCONNECTS

Project No.
TBD

Status:
Awaiting funding

Estimated Project Cost:
$150,000

Project Limits:
Loveridge Road

Funding Sources

Eligible Funding Source: Measure J
Identified Funding:

Project Description:
Interconnection and retiming of traffic signals on Loveridge Road between Buchanan Road and E. Leland Road. The four intersections will be added to an existing network of seven interconnected intersections along the E. Leland and Loveridge corridors. 81% TMF eligible.



S-26: SIGNAL AT RAILROAD AVENUE/3RD STREET

Project No.
TBD

Status:
Awaiting funding

Estimated Project Cost:
$300,000

Project Limits:
Railroad Avenue intersection at 3rd Street

Funding Sources

Eligible Funding Source: Measure J/LTMF
Identified Funding: None

Project Description:
This project will design and construct a fully actuated traffic signal at the intersection of Railroad Avenue and East Third Street. The project will replace existing all-way stop sign controls at this intersection. 100% LTMF eligible.



S-27: SIGNAL AT HARBOR STREET/CENTRAL AVENUE

Project No.
TBD

Status:
Awaiting funding

Estimated Project Cost:
$330,000

Project Limits:
Harbor St. north/south approaches to intersection with Central Ave. east/west approaches

Funding Sources
Eligible Funding Source: LTMF, Measure J, Gas Tax, Grants
Identified Funding Source: none

Project Description:
This project will replace an existing 4-way Stop sign controlled intersection with a traffic signal system (including an alternate power supply, countdown pedestrian signals, and TS2 controller).



S-30: SIGNAL AT RAILROAD AVENUE/SCHOOL STREET

Project No.
TBD

Status:
Awaiting funding

Estimated Project Cost:
$300,000

Project Limits:
Railroad Avenue intersection at School Street

Funding Sources
Eligible Funding Source: Measure J
Identified Funding: None

Project Description:
This project will design and construct a fully actuated traffic signal at the intersection of Railroad Avenue and School Street. A traffic signal is warranted for this location to replace the minor street stop sign controls at this intersection.

WATER PROJECTS



W-2: HILLVIEW RESERVOIR COATING (EXTERIOR)

Project No.

Status:
Awaiting Funding

Estimated Project Cost:
$350,000

Project Limits:
Hillview Reservoir

Funding Sources
Eligible Funding: Water Operations Fund

Project Description:
Recoating the outside of Hillview Reservoir. Failure to address coating maintenance requirements in a timely manner will lead to accelerated corrosion and more costly repairs.



W-4: RIVERVIEW DRIVE/ALTURAS AVENUE 12" CANAL CROSSING IMPROVEMENTS

Project No.

Status:
Awaiting Funding

Estimated Project Cost:
$150,000

Project Limits:
Hillview Reservoir

Funding Sources
Eligible Funding: Water Operations Fund

Project Description:
The 12" waterline crossing the Contra Costa Canal from Alturas Avenue/Riverview Drive crossing to Robinson Avenue needs replacing. This project would replace the canal crossing and execute a license agreement for future maintenance with CCWD.

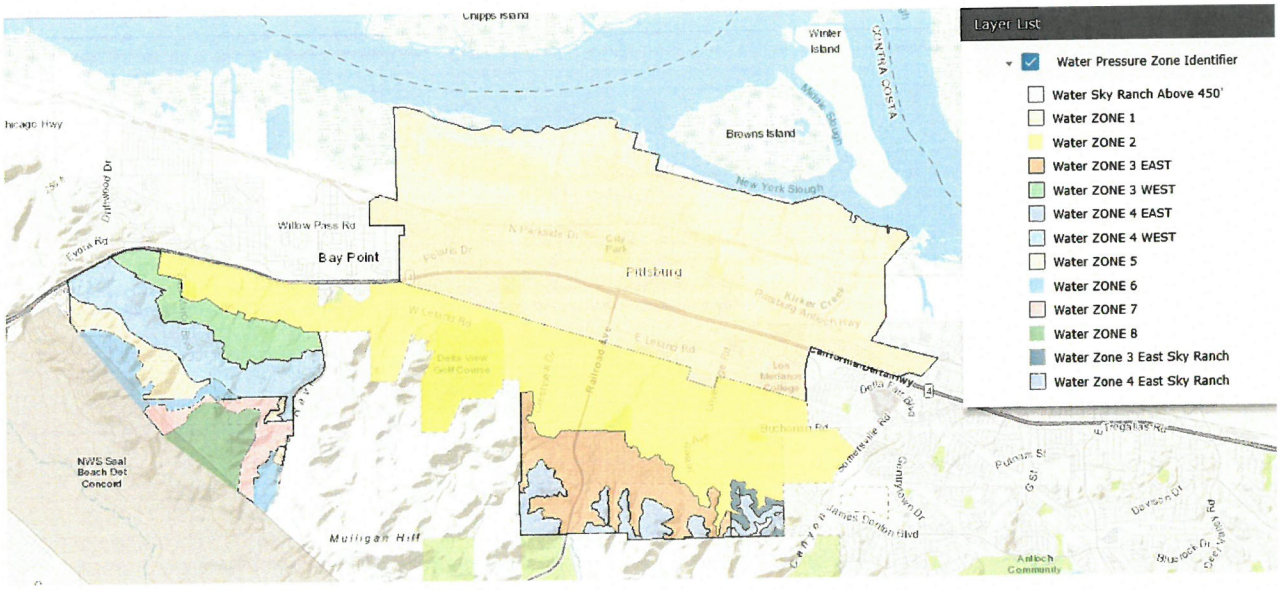

W-5: PRESSURE ZONE 1/ ZONE 2 BOUNDARY ADJUSTMENTS (Harbor, Leland, Railroad)

Project No.
To be determined

Estimated Project Cost:
$1,133,000

Status:
Awaiting funding.

Project Limits:
An area adjoining the Leland Road corridor and bounded by Crestview Drive to the west, EBMUD right-of-way to the south, Freed Way to the east and Garcia Avenue to the north.

Funding Sources:

Eligible Funding Source: Water Operations Fund
Identified Funding: None

Project Description:
This project will construct improvements to the water distribution system to facilitate modifications of pressure zone boundaries in the problem areas of pressure Zone 2.



W-6: WTP CAPITAL REPAIRS AND IMPROVEMENTS

Project No.
To Be Determined

Status:
2019/20 Allocation $75,000

Estimated Project Cost:
$75,000 annually
$375,000 thru term of 5-year CIP
$150,000 previous allocations

Project Limits:
Water Treatment Plant

Funding Sources:

Eligible Funding Source: Water Operations (WOF)
Identified Funding: $150,000 WOF (previous allocations), $75,000 WOF FY19/20, 300,000 Future WOF

Project Description:

This project will provide upgrades/repairs to facilities at the Water Treatment Plant as identified by WTP staff.

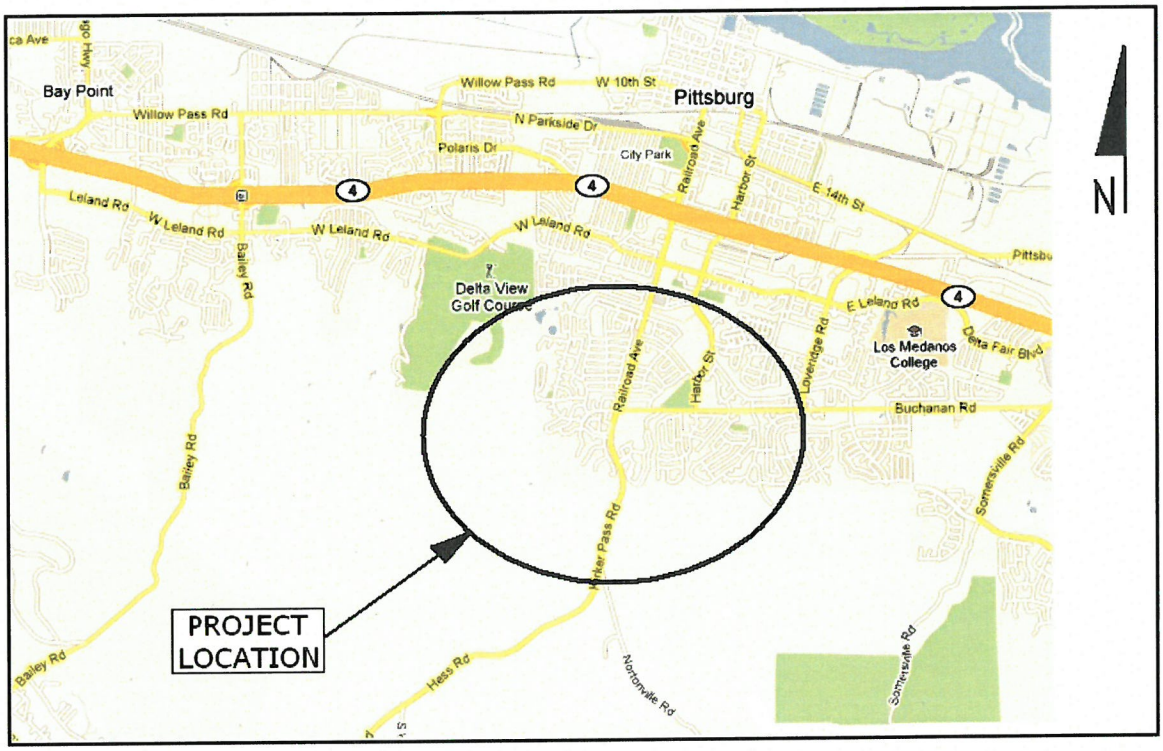

W-7: WATER MAIN BUCHANAN ROAD (Phase 2)

Project No.
TBD

Status:
Waiting for development demand

Estimated Project Cost:
$1,522,000

Project Limits:
Water Treatment Plant to Railroad, Loveridge to Ventura

Funding Sources:

Eligible Funding Sources: WRF/FRC Developer

Project Description:
This project will provide a new water transmission line to meet domestic and fire flow requirements for existing development and new development in the southeast hills and infill development in Zone 2. (2015 Water Master Plan - segment 1)

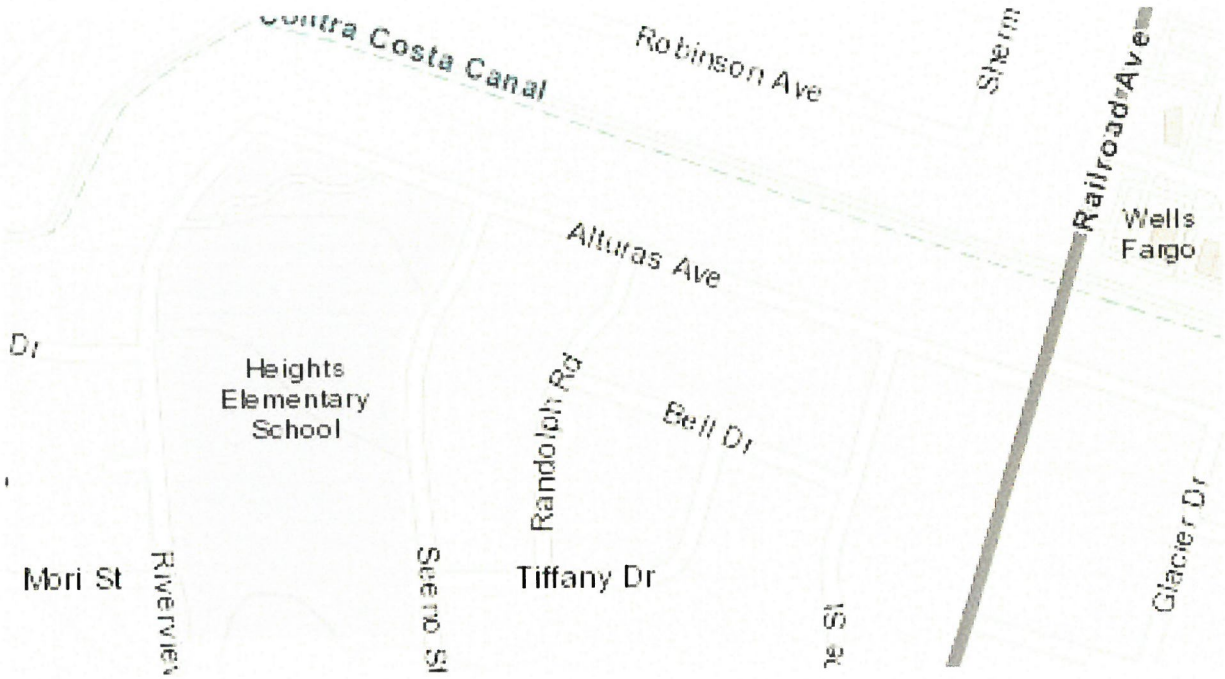

W-8: 20/21 WATER MAIN REPLACEMENT/ INSTALLATION PROGRAM

Project No.
TBD

Status:
Projected Funding for FY19/20 & 20/21

Estimated Project Cost:
$1,400,000

Project Limits:
Pittsburg Heights
(Madoline Street to Seeno Street, Alturas Avenue to Tiffany Street)

Funding Sources:
Eligible Funding Source: WOF
Identified Funding: $1,400,000 WOF

Project Description: Project will identify and replace water mains, services, and valves that have reached the end of their useful life and have become maintenance problems, and/or install mains to improve fire flow in localized areas.



W-10: HIGHLANDS RANCH RESERVOIR RECOATING

Project No.
To be determined

Status:
Awaiting funding

Estimated Project Cost:
$200,000

Project Limits:
Highland Ranch Reservoir

Funding Sources
Eligible Funding: Water Operations Fund
Identified Funding; None

Project Description:
Recoating of the inside and painting the outside of Highlands Ranch Reservoir. The 1.0 million gallon steel reservoir is showing signs of coating failure after 17 years. Coatings usually last 25 years. Failure to address coating failure in a timely manner will lead to accelerated corrosion and more costly repairs.

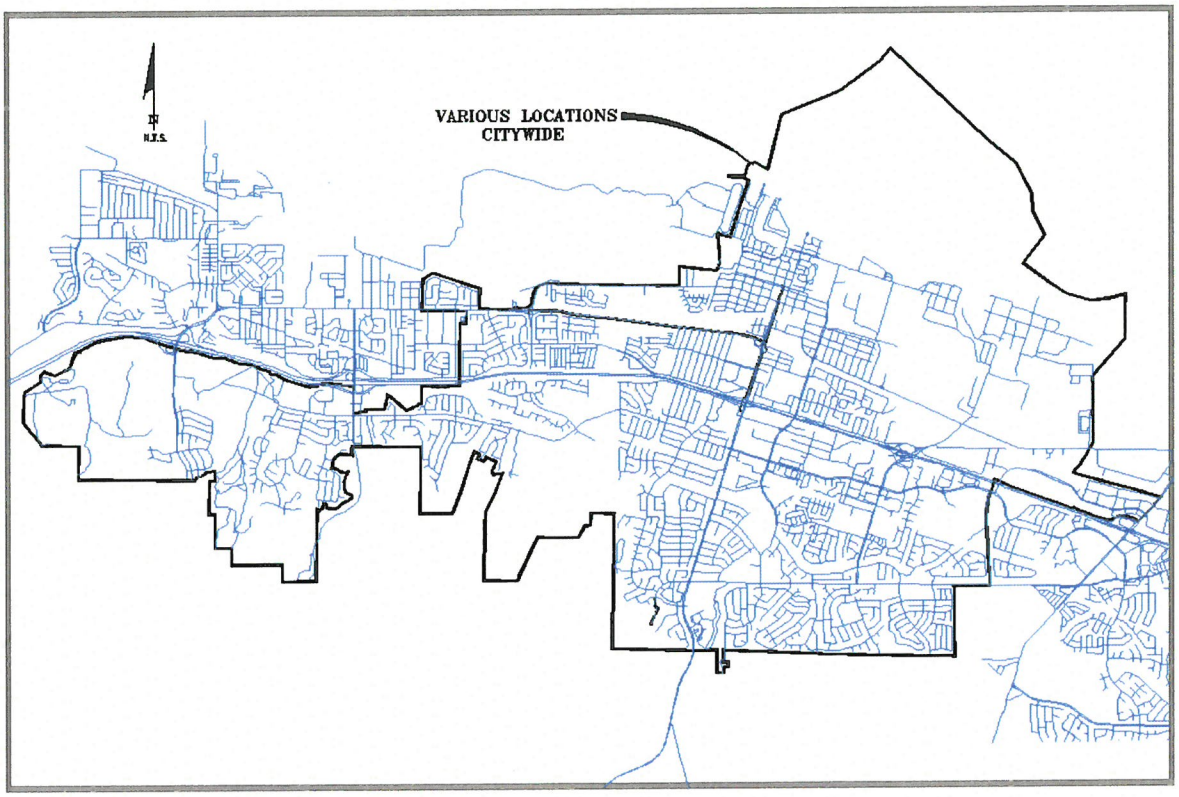

W-11: AUTOMATIC METER READING SYSTEM

Project No.
TBD

Status:
2019/20 Allocation $300,000

Estimated Project Cost:
$2,506,793 previous allocations
$300,000 annually
$1,500,000 thru term of 5-year CIP

Project Limits:
Various Locations Citywide

Funding Sources
Eligible Funding: Water Operations Fund

Identified Funding: $2,506,793 previous WOF, $1,500,000 new WOF (over next 5 years)

Project Description:
Conversion of hard-to-read meters to radio read. Include Automatic Meter Reading system and replacement meters to convert an additional 1,500 meters. Meters include those that are hard to read because they are inaccessible, such as those in backyards or industrial/ commercial sites, those that can be hazardous to read in landscaped medians or other high traffic areas, or older meters that are due for replacement.

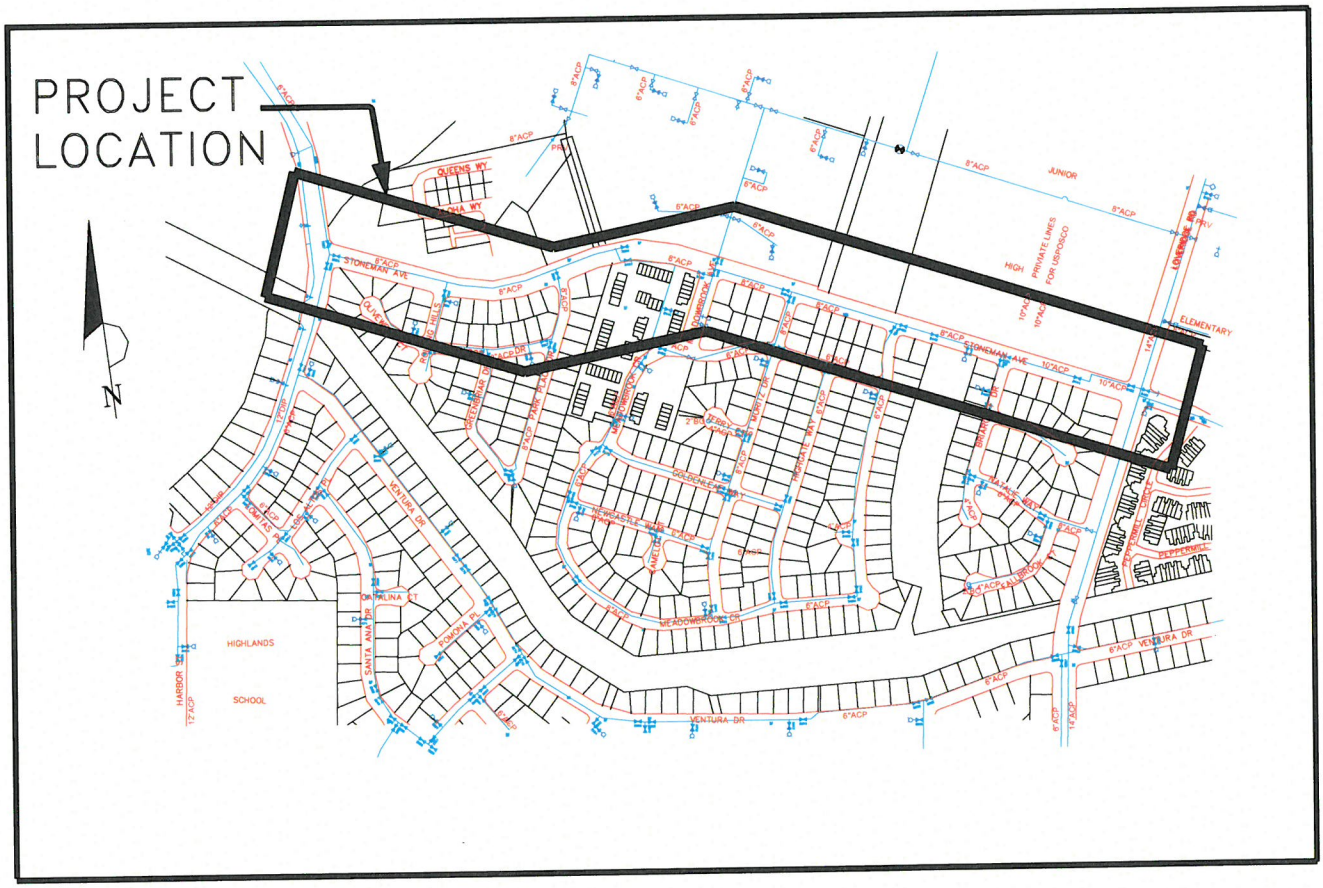

W-15: 12-INCH WATER MAIN STONEMAN AVE (HARBOR ST. TO LOVERIDGE ROAD)

Project No.
To be determined

Status:
Awaiting funding.

Estimated Project Cost:
$800,000

Project Limits:
Stoneman Avenue from Harbor St. to Loveridge Rd.

Funding Sources:

Eligible Funding Source: WOF
Identified Funding:

Project Description:
This project provides for the installation of approximately 3,300 feet of 12-inch transmission main along Stoneman Avenue, from Harbor Street to Loveridge Rd. This project will provide additional system looping to enhance pressures and fire protection capabilities in Zone 2.



W-17: 2016/17 WATER TREATMENT PLANT SLUDGE REMOVAL

Project No.
5055

Status:
Funded

Estimated Project Cost:
$250,000

Project Limits:
Water Treatment Plant

Funding Sources:

Eligible Funding Source: WOF
Identified Funding: WOF $250,000

Project Description:
This project will remove sludge from the Water Treatment Plant drying basin when it is needed.

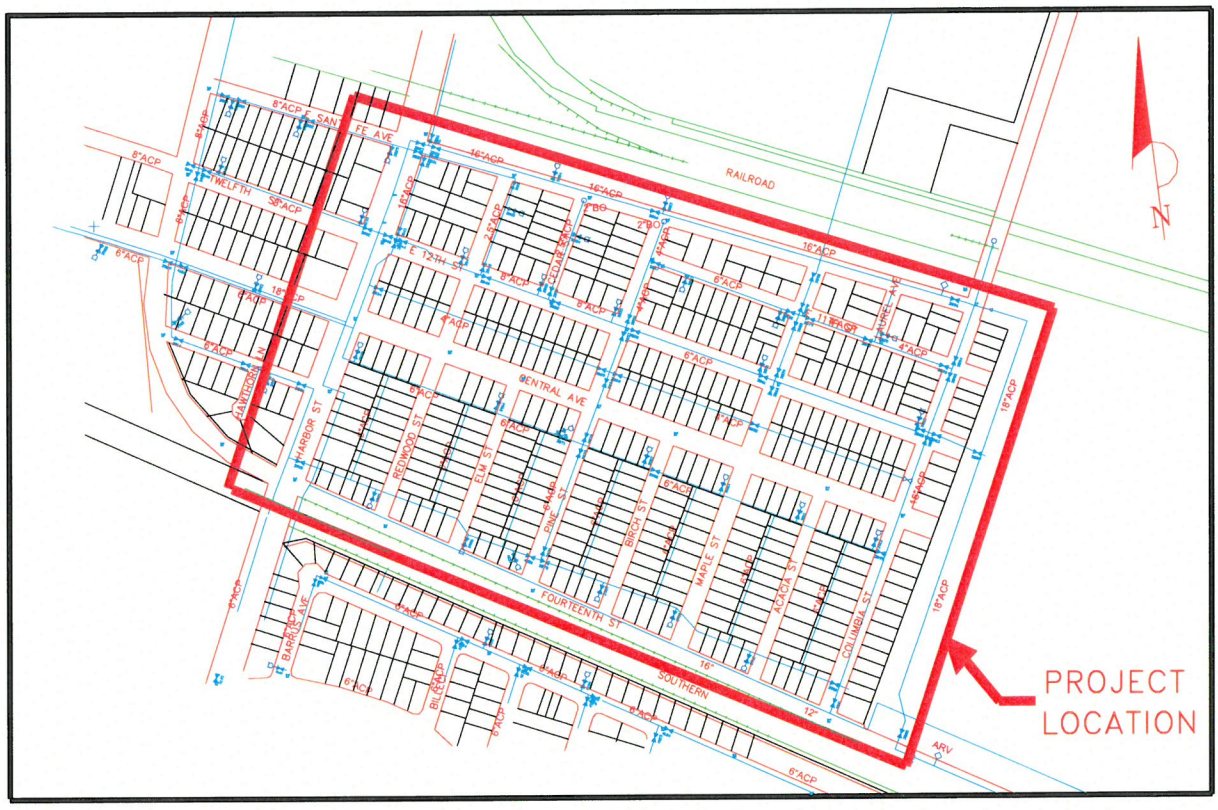

W-21: CONVERT BACKYARD WATER SERVICES TO STREET SERVICE (Central Addition Neighborhood Phase II & Phase III)

Project No.
TBD

Status:
Awaiting funding.

Estimated Project Cost:
$9,400,000

Project Limits:
Central Addition Neighborhood

Funding Sources:
Eligible Funding Source: Water Operations Funds
Identified Funding:

Project Description:
This project will provide for the conversion of existing backyard water services in the Central Addition Neighborhood to street side service. This project will provide for all work necessary to convert from private property to street service. This project will improve system reliability and reduce maintenance costs.



W-24: PITTSBURG-ANTIOCH HIGHWAY WATER LINE IMPROVEMENTS (Eastern Loop)

Project No.
TBD

Status:
Awaiting funding

Estimated Project Cost:
$1,200,000

Project Limits:
Pittsburg-Antioch Highway from Loveridge to Century Blvd

Funding Sources

Eligible Funding Source: Developer
Identified Funding: None

Project Description:
This project will provide 4,000 feet of 18-inch water line to initiate water service to business along Pittsburg-Antioch Highway, east of Loveridge. It will run from the east end of California going east on P-A Hwy to approximately 500 ft west of the City's eastern limits and tie into Century Blvd to provide a looped system.



W-28: HIGHLANDS RANCH ZONE 2 RESERVOIR

Project No.
TBD

Status:
Awaiting funding.

Estimated Project Cost:
$5,250,000

Project Limits:
Highlands Ranch Subdivision

Funding Sources:

Eligible Funding Source: WOF 44%,
Developer 56%
Identified Funding:

Project Description:
The 2015 Water System Master Plan has identified the need for a 1.4 million gallon reservoir in the southeast portion of the City serving Zone 2. This would be located at an elevation of about 360' above mean sea level.



W-29: WATER TREATMENT PLANT FILTER BACKWASH MANAGEMENT – 1.5 MGD PACKAGE TREATMENT UNIT (PHASE I)

Project No.

Status:
Funding Required

Estimated Project Cost:
$1,500,000

Project Limits:
Water Treatment Plant

Funding Sources:

Eligible Funding Source: WFR, WOF
Identified Funding:

Project Description:
This project will construct a 1.5 million gallons per day (MGD) packaged treatment system for treating water filter backwash for recycling. A second treatment unit will be required in the future as the WTP gets closer to design capacity of 32 MGD.



W-30: WATER TREATMENT PLANT FILTER BACKWASH MANAGEMENT – 1.5 MGD PACKAGE TREATMENT UNIT (PHASE 2)

Project No.
TBD

Status:
Funding Required

Estimated Project Cost:
$750,000

Project Limits:
Water Treatment Plant

Funding Sources:

Eligible Funding Source: WFR, WOF
Identified Funding:

Project Description:
This project will construct a second 1.5 million gallons per day (MGD) packaged treatment system for treating water filter backwash for recycling. This second package system will allow the WTP to treat the maximum allowed recycled backwash water of 10% of the design capacity of 32 MGD.



W-31: WATER TREATMENT PLANT 0.5 MG FILTER BACKWASH BASIN

Project No.
TBD

Status:
Funding Required

Estimated Project Cost:
$3,000,000

Project Limits:
Water Treatment Plant

Funding Sources:

Eligible Funding Source: WFR, WOF
Identified Funding:

Project Description:
This project will construct a 0.5 million gallon (MG) backwash recycle basin with mixers to prevent settling prior to pumping the water to the backwash water package treatment units to be constructed with earlier projects.



W-33: WATER TREATMENT PLANT MECHANICAL SLUDGE DEWATERING

Project No.
TBD

Status:
Funding Required at Threshold

Estimated Project Cost:
$2,000,000

Project Limits:
Water Treatment Plant

Funding Sources:

Eligible Funding Source: WFR, WOF
Identified Funding:

Project Description:
This project will construct a mechanical sludge dewatering system for use once WTP operations reach 15 MGD. The current system of dewatering by natural evaporation is adequate for flows up to the 15 MGD threshold.



W-34: WATER TREATMENT PLANT WATER DISINFECTION MODIFICATION AND CONVERSION

Project No.
TBD

Status:
Future Funding Required

Estimated Project Cost:
$1,900,000

Project Limits:
Water Treatment Plant

Funding Sources:

Eligible Funding Source: WFR, WOF
Identified Funding: $400,000 WFR(N), $500,000 WFR(F), $1,000,000 WOF (F)

Project Description:
This project will construct modifications to the existing disinfection system at the WTP to convert from chlorine gas disinfection to sodium hypochlorite. Converting to sodium hypochlorite will reduce the regulatory and reporting burden on WTP staff and will improve safety for employees at the plant. This conversion is anticipated to be a regulatory requirement at some point in the future.



W-39: 2021/22 WTP FILTER MEDIA REPLACEMENT

Project No.
TBD

Status:
2019/20 Allocation - $100,000

Estimated Project Cost:
$100,000 per year
$500,000 thru term of 5-year CIP
$100,000 previously allocated 18/19

Project Limits:
Water Treatment Plant

Funding Sources:
Eligible Funding Source: Water Operations (WOF), Water Facility Reserves (WFR)
Identified Funding: $100,000 WOF

Project Description:

This project will perform periodic replacement of the filter media for the eight water filters at the water treatment plant. Media replacement includes removal and disposal of spent filter media and replacement with new granulated activated carbon (GAC) or anthracite, sand, and gravel. Filter media needs to be replaced approximately every four years.



W-40: WATER MAIN INSTALLATION REPLACEMENT PROGRAM

Project No.
TBD

Status:
Projected Funding for FY 21/22 & 22/23

Estimated Project Cost:
$3,400,000

Project Limits:
Black Diamond to Beacon
West 10th to West Santa Fe (Excluding Scudero Circle)

Funding Sources:
Eligible Funding Source: WOF
Identified Funding Source: $3,400,000 WOF (F)

Project Description: Project will identify and replace water mains, services, and valves that have reached the end of their useful life and have become maintenance problems, and/or install mains to improve fire flow in localized areas.

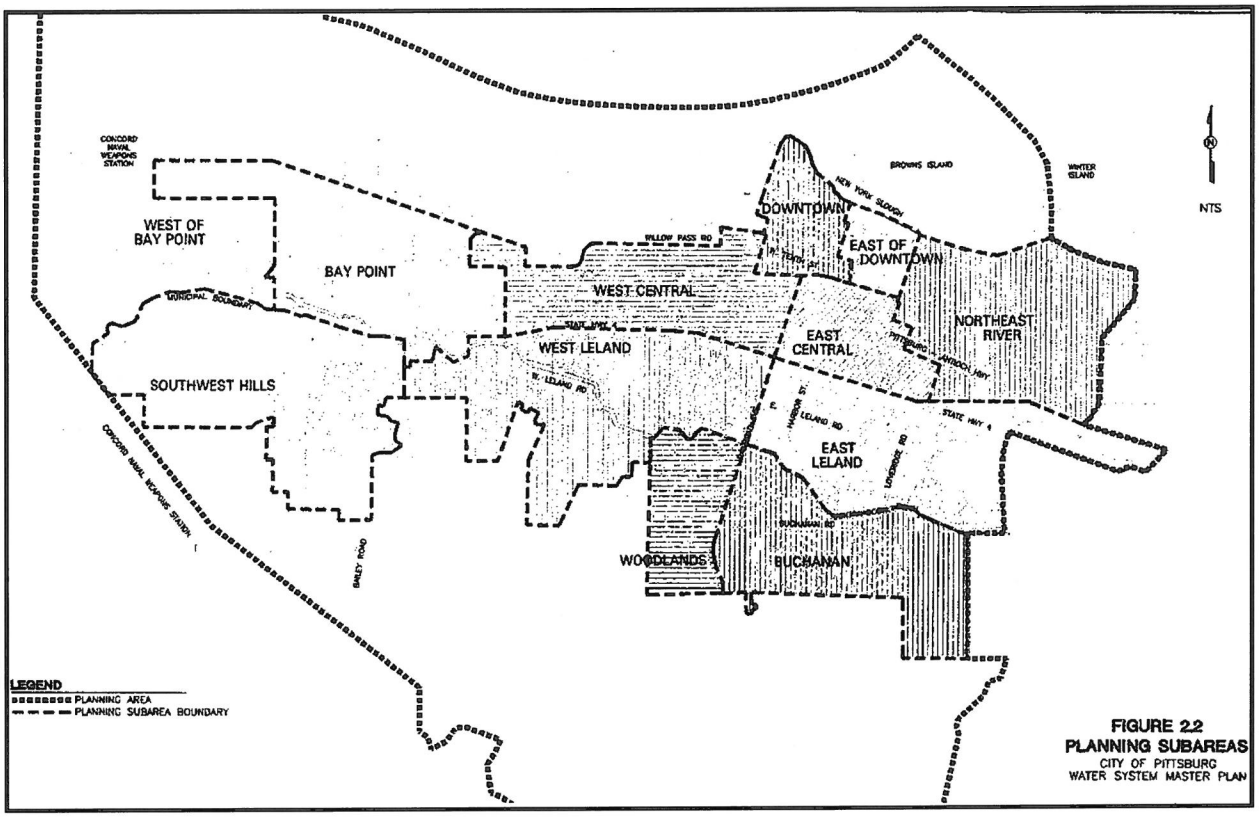

W-50: 1.3 MG ZONE 1 WATER TANK

Project No.
TBD

Status:
Awaiting development demand.

Estimated Project Cost:
$5,300,000

Project Limits:
Near Delta View Golf Course

Funding Sources:

Eligible Funding Source: Water Facility Reserve Fund/Developer
Identified Funding: 100% Developer

Project Description:
This project will provide additional water storage to meet domestic and fire flow requirements for new infill development in Pressure Zone 1. (2015 Water System Master Plan)



W-61: 20" MAIN W. LELAND (WTP to SW Hills) PHASE 1 (Seg 3W, and 6W)

Project No.
TBD

Status:
Fully funded

Estimated Project Cost:
$3,000,000

Project Limits:
Water Treatment Plant to Bailey Road

Funding Sources:

Eligible Funding Source: Developer, Water Bonds
Identified funding: $1,796,000 WFR, $1,204,000 2005 Wbond

Project Description: This project will provide for the incremental installation of a water transmission line to serve new development in the southwest hills. (2015 Water System Master Plan segments 3W and 6W).



W-63: 20" MAIN W. LELAND (WTP to SW Hills)(Seg 1W and 2W)

Project No.
TBD

Status:
unfunded

Estimated Project Cost:
$2,700,000

Project Limits:
Water Treatment Plant to Bailey Road

Funding Sources:

Eligible Funding Source: Developer, Water Bonds
Identified funding: TBD

Project Description: This project will provide for the incremental installation of a water transmission line to serve new development in the southwest hills. (2015 Water System Master Plan segments 1W and 2W).



W-101: WTP CAPITAL REPAIRS/FILTER REHABILITATION

Project No.
TBD

Status:
Ongoing improvements at WTP includes previous FY funding

Estimated Project Cost:
$1,267,146

Project Limits:
Water Treatment Plant

Funding Sources:

Eligible Funding Source: WOF
Identified Funding: $1,267,146 WOF

Project Description:
This project will provide upgrades to facilities at the Water Treatment Plant, including rehabilitation of filters. Filters were constructed in 1953 and 1973.

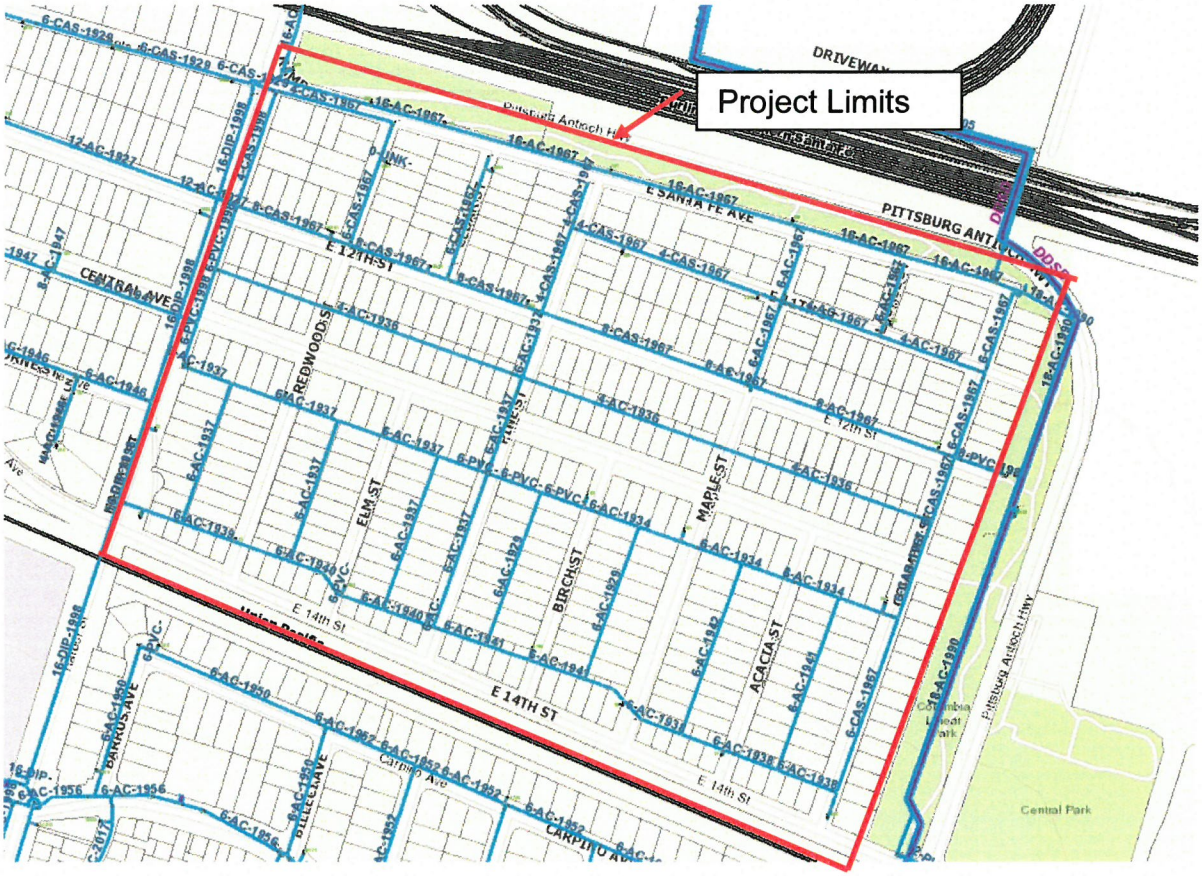

W-102: WATER MAIN INSTALLATION REPLACEMENT PROGRAM

Project No.
TBD

Status:
Projected Funding for FY 21/22 & 22/23

Estimated Project Cost:
$2,400,000

Project Limits:
Central Addition Phase I (Columbia to Harbor & Central Avenue to East 14th Street)

Funding Sources:
Eligible Funding Source: WOF
Identified Funding Source: $2,400,000 WOF (F)

Project Description: Project identified and will replace water mains, services, and valves that have reached the end of their useful life and have become maintenance problems, and/or install mains to improve fire flow in localized areas. Central Addition Phase I was identified as FY 22/23 & 23/24 sewer and water project. Sewer funds will be added for the replacement of sewer mains with this project.

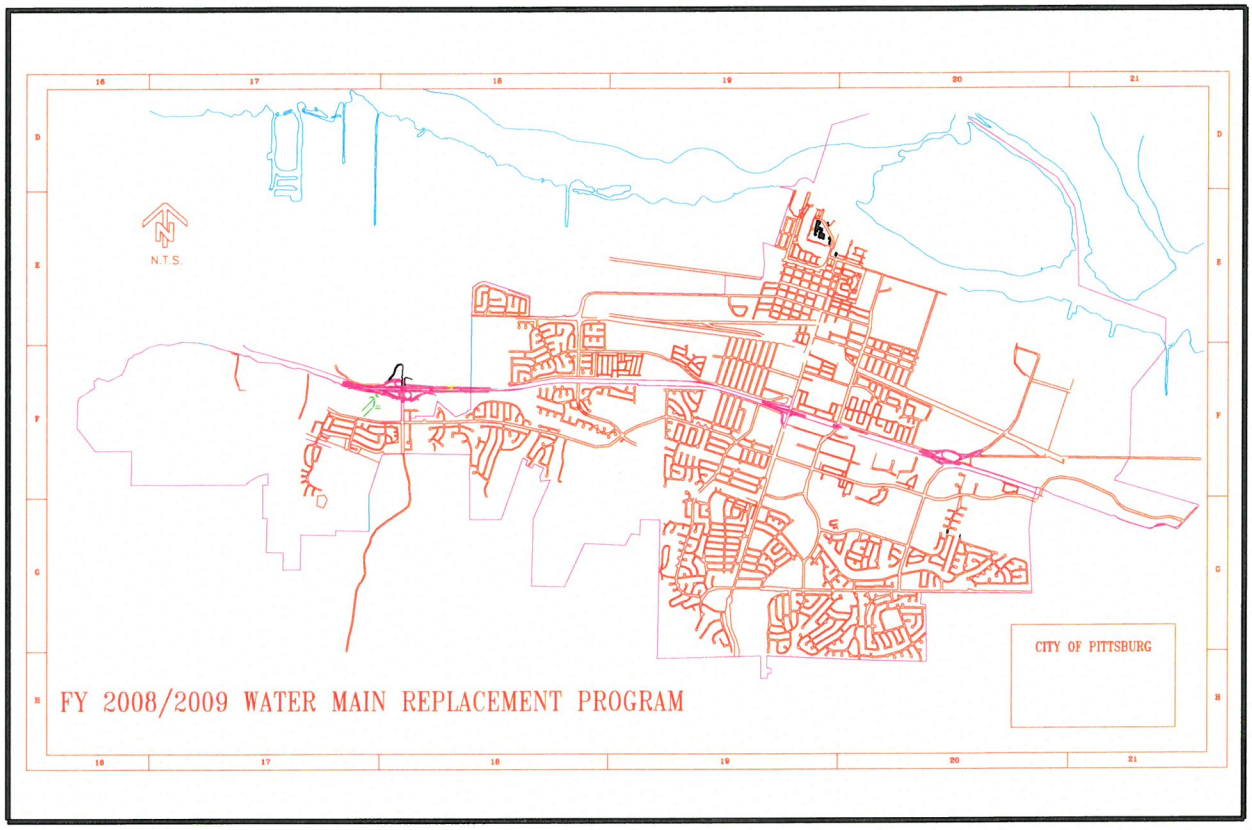

W-106: 2016/17 WATER MAIN REPLACEMENT/ INSTALLATION PROGRAM

Project No.

Status:
Construction 2019/20

Estimated Project Cost:
$6,317,500 ($1,017,500 existing funds combined with sewer project SS-34)

Project Limits:
TBD

Funding Sources:
Eligible Funding Source: WOF, WFR (503), Wbond
Identified Funding:$5,300,000 WOF, $940,000 Wbond, $77,500 WFR (funds transferred to SS-34 for combined water/sewer project)

Project Description:
This project will be included with a sewer project SS-34 2016/17 Sewer/Water Replacement/ Rehabilitation Program to be constructed in the neighborhood north of School Street between Railroad Avenue and Harbor Street.

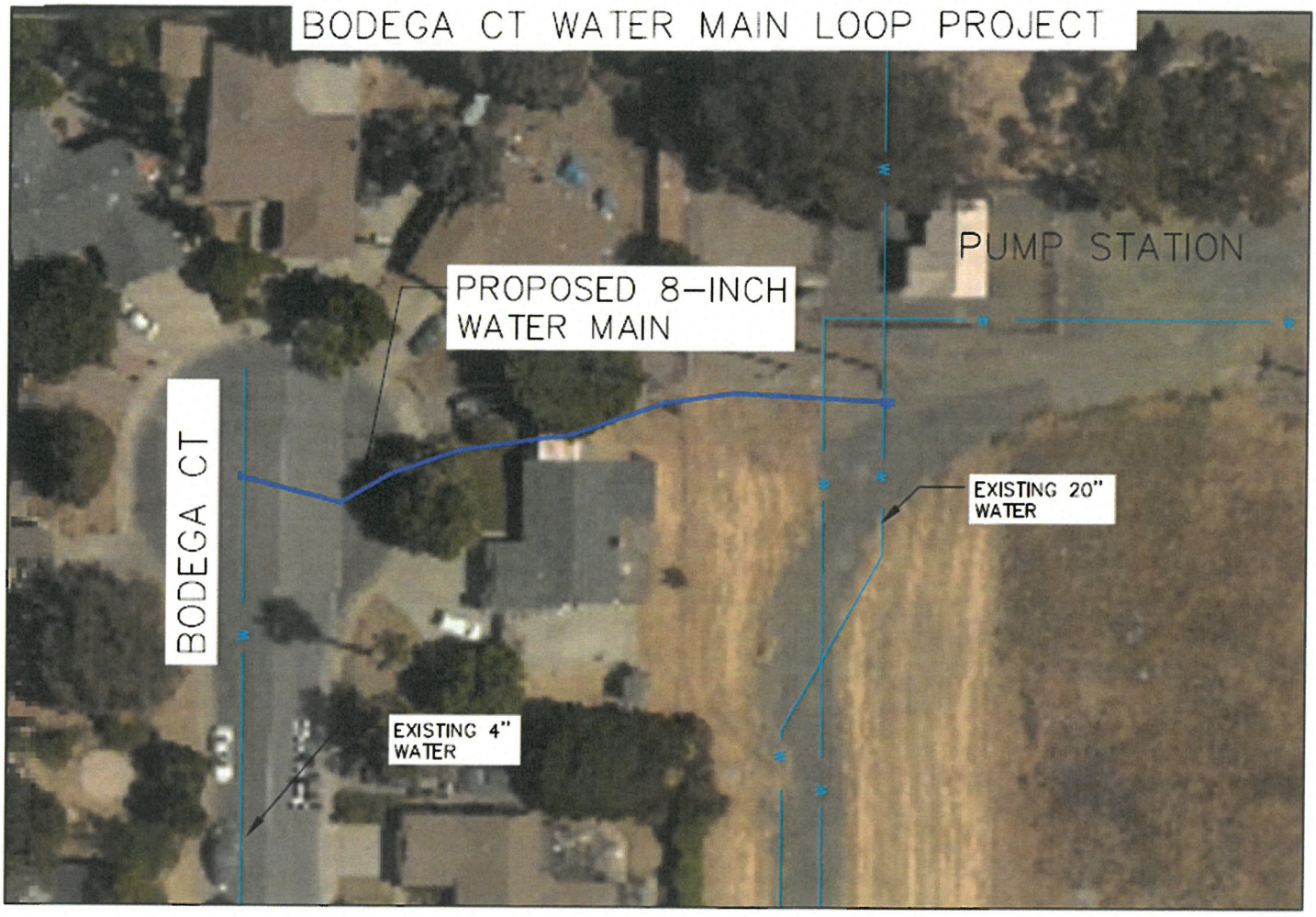

W-107: BODEGA COURT WATER SYSTEM LOOP PROJECT

Project No.

Status:

Estimated Project Cost:
$300,000

Project Limits:
Bodega Court

Funding Sources
Eligible Funding Source: WOF, WFR
Identified Funding Source: $300,000 WOF

Project Description:

Bodega Ct Water Main Loop Installation Project will establish a tie in between existing 4-inch and 20-inch water main. The Project will Install approximately 220 LF of 8-inch waterline through the access easement located between 2101 & 2103 Bodega Court.

SEWER PROJECTS

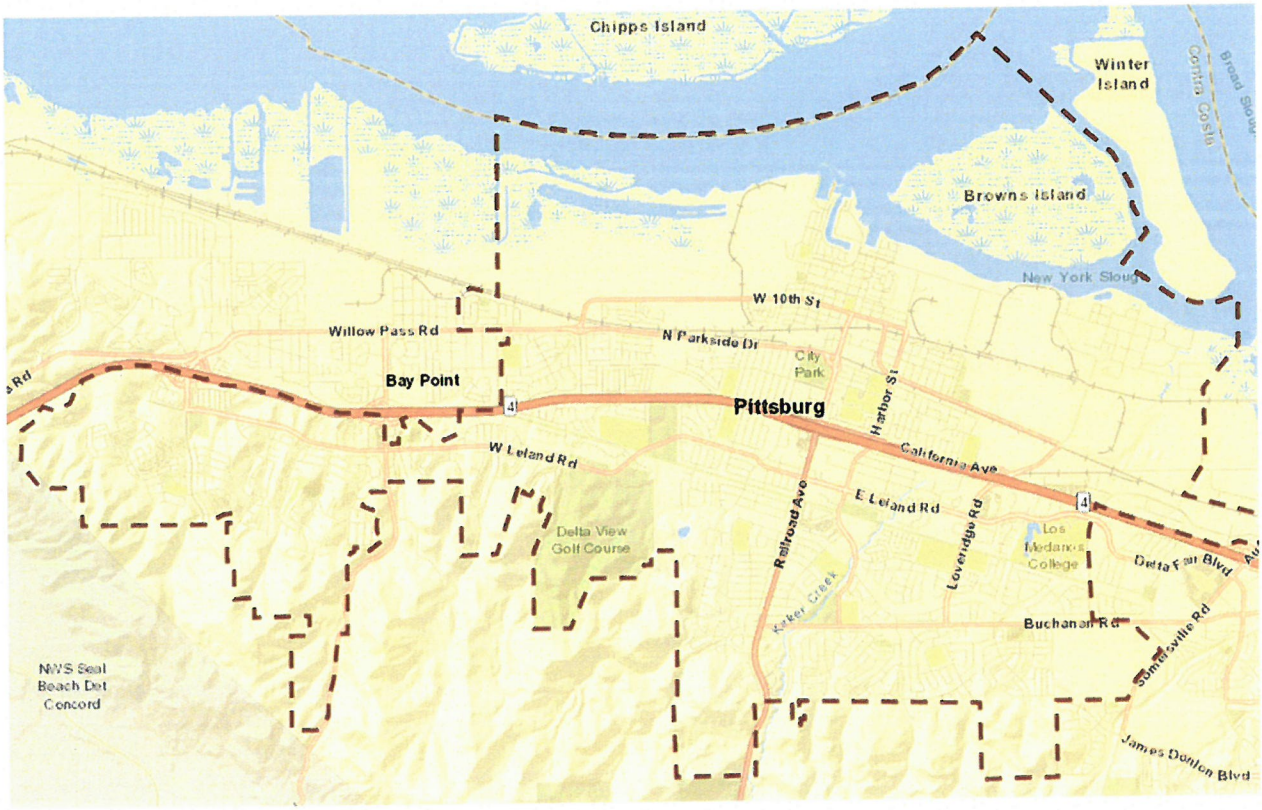

SS-1: CITYWIDE SEWER INSPECTION PROJECT

Project No.
TBD

Status:
Funded

Estimated Project Cost:
$112,410

Project Limits:
Various Locations Citywide

Funding Sources:
Eligible Funding Source: Sewer Operations Fund
Identified Funding Source: $112,410 SOF

Project Description:
Project is for inspecting sewers throughout the City to determine replacement and rehabilitation needs for potential inclusion in future sewer replacement projects.

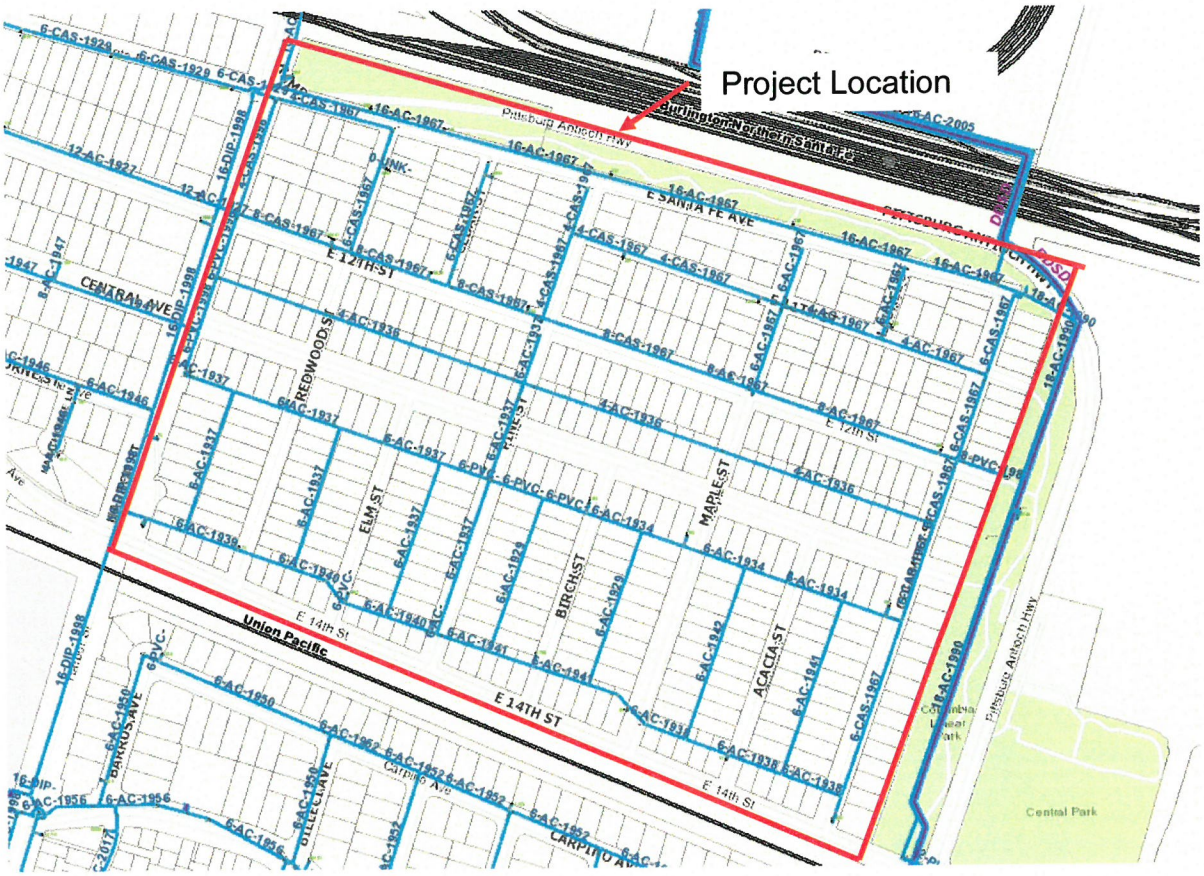

SS-2: FY 2022/23 SEWER REPLACEMENT PROGRAM

Project No.
TBD

Status:
Projected Funding for FY22/23 & 23/24

Estimated Project Cost:
$2,900,000

Project Limits:
Central Addition Phase I (Columbia Street to Harbor Street and Central to East 14th Street

Funding Sources:
Eligible Funding Source: Sewer Operations Fund, SFR
Identified Funding Source: $2,400,000 SOF, $500,000 SFR

Project Description:
Project will replace sewer lines that are maintenance problems. Central Addition Phase I was identified as FY 22/23 & 23/24 sewer and water project. Water funds will be added for the replacement of water mains with this project.

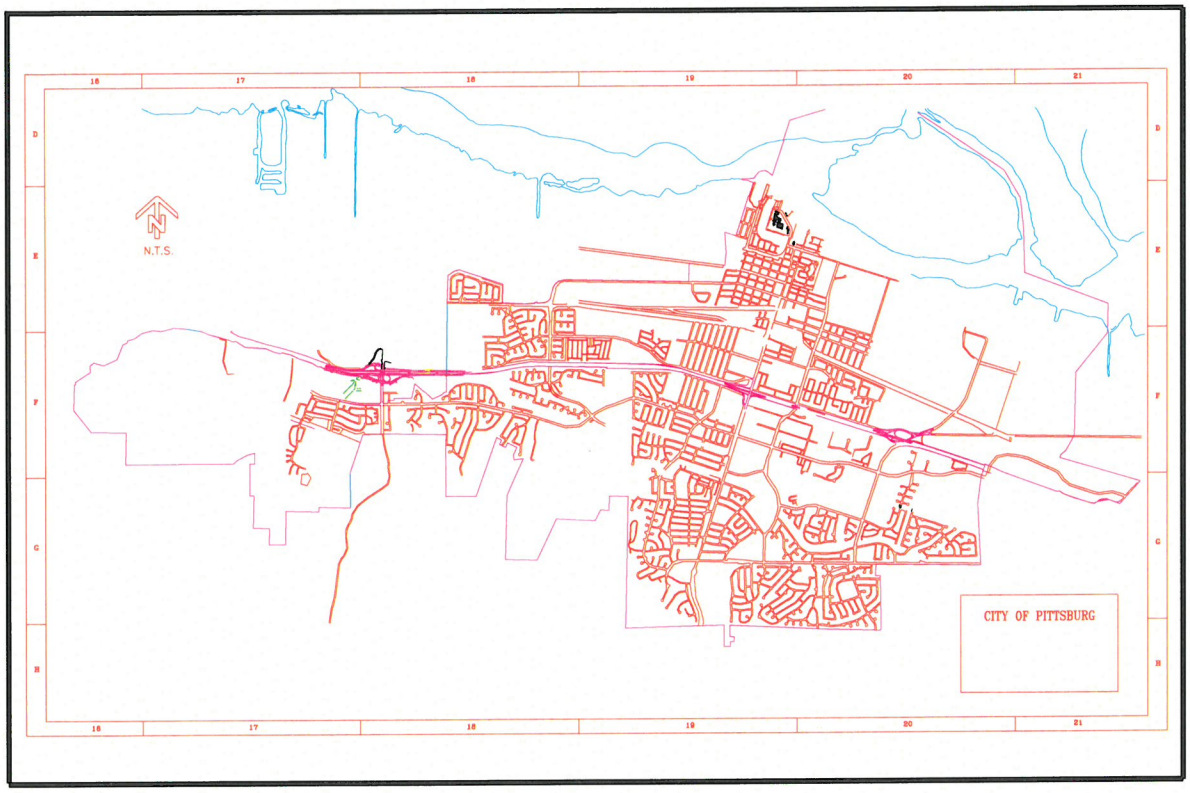

SS-3: FY 2019/20 SEWER REPLACEMENT PROGRAM

Project No.
To be determined

Status:
Awaiting funding

Estimated Project Cost:
$2,500,000

Project Limits:
To be determined

Operation and Maintenance
$0/year

Funding Sources:
Eligible Funding Source: Sewer Operations Fund
Identified Funding Source: $2,500,000 SOF

Project Description:
Project will replace older sewer mains and laterals lines in the core (central) portions of the City that have higher maintenance and lower reliability.

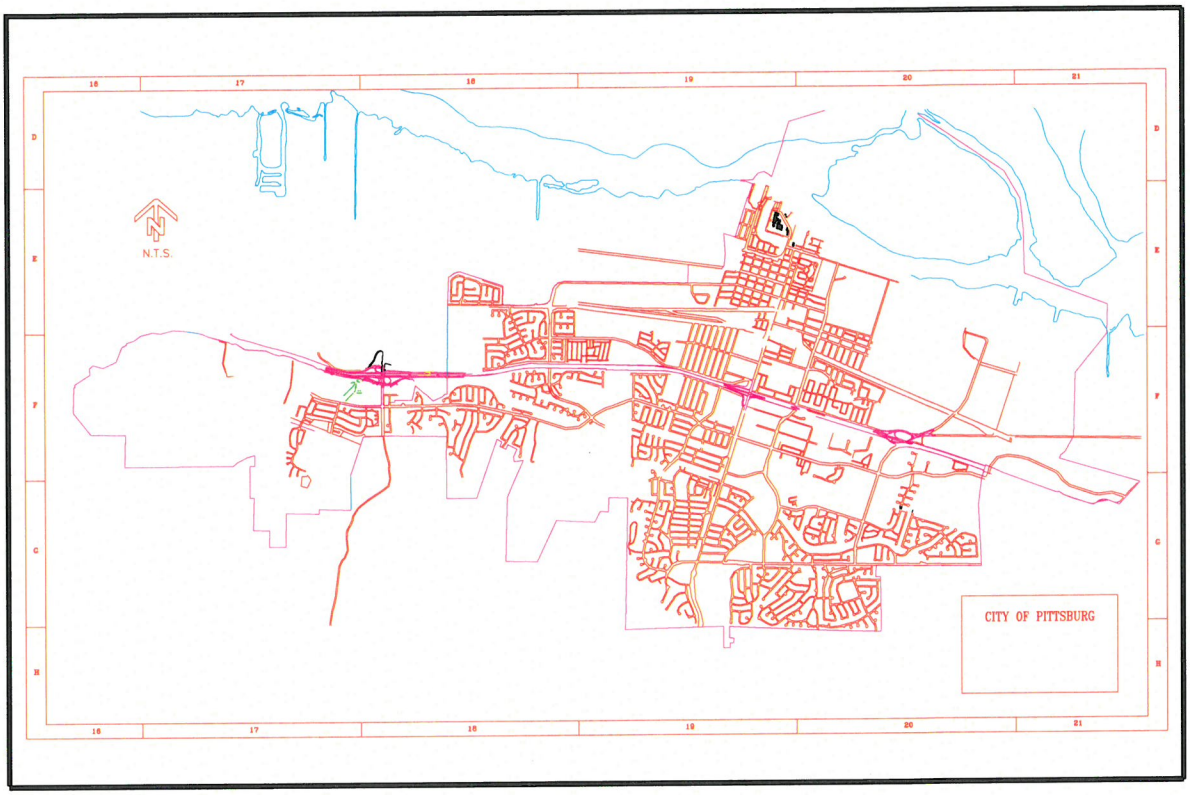

SS-4: SEWER MASTER PLAN UPDATE

Project No.
TBD

Status:
Currently being studied.

Estimated Project Cost:
$175,000

Project Limits:
Citywide

Funding Sources:
Eligible Funding Source: Sewer Operations Fund
Identified Funding Source: $175,000 SOF

Project Description:
The City's sewer master plan was last fully updated in 2003. There have been three amendments to the master plan over the years, with the last being completed in 2011. This project is for a full update of the sewer master plan.



SS-20: PITTSBURG/ANTIOCH HIGHWAY SEWER LINE IMPROVEMENTS

Project No.
TBD

Status:
Awaiting Property Owner participation/Funding

Estimated Project Cost:
$605,000

Project Limits:
Pittsburg Antioch Highway from Delta Diablo to approximately 3200' west.

Funding Sources:
Eligible Funding Source: Developer/Sewer Operations Fund
Identified Funding Source: None

Project Description:
This project will provide for the installation of approximately 3200 lf of 10" sewer line and laterals to connect to Delta Diablo manhole.

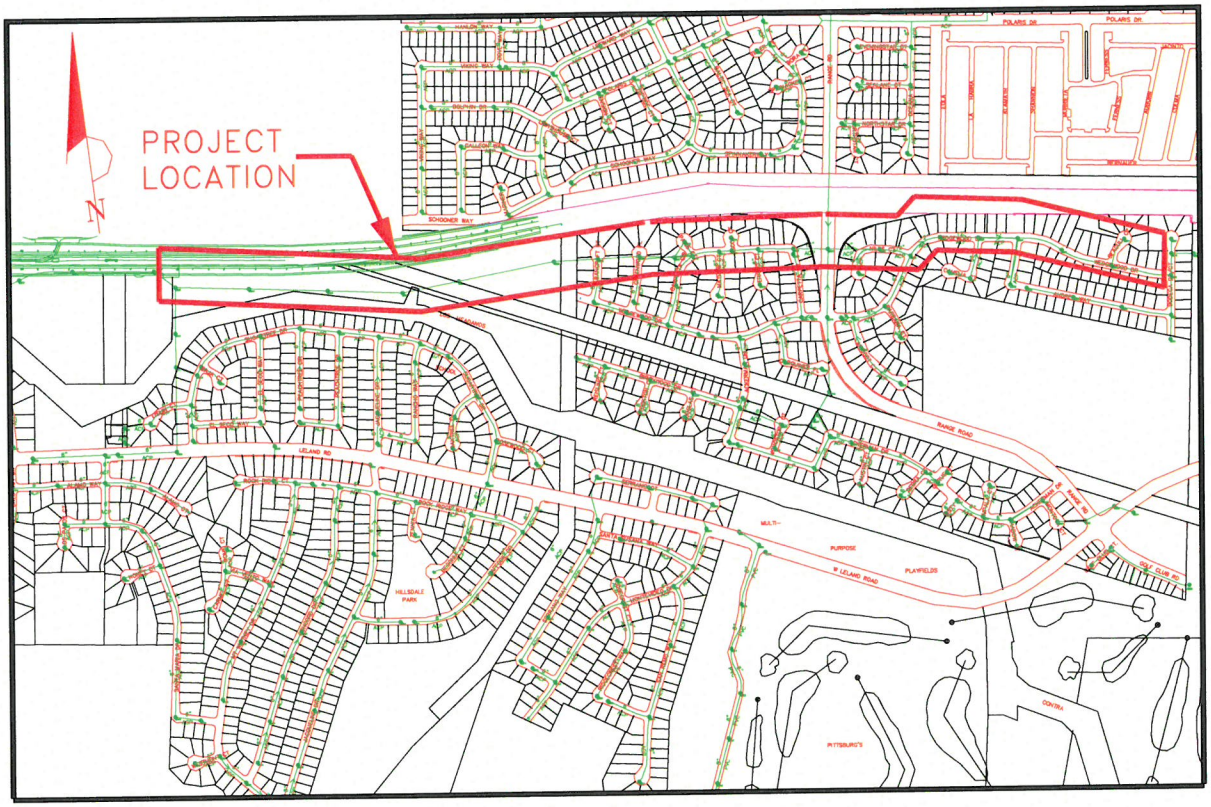

SS-23: HIGHWAY 4 TRUNK LINE RELIEF (Segment A)

Project No.
2007-09

Status:
Awaiting funds

Estimated Project Cost:
$3,404,000

Project Limits:
From east of Bailey Road to PG&E easement

Operation and Maintenance
$0/year

Funding Sources:
Eligible Funding Source: Sewer Facility Reserve Fund
Identified Funding Source: $200,000 SFR

Project Description:
This project is the easterly segment (7,000 ft.) of the Highway 4 sewer trunk line that runs from Bailey Road to the PG&E easement, a total of 9,500 ft. This will be an increase from 12-inch pipe to 15-inch to accommodate new development.



SS-24: BART SPECIFIC PLAN SEWER MAIN

Project No.
TBD

Status:
Awaiting funding.

Estimated Project Cost:
$284,000

Project Limits:
Pittsburg-Bay Point BART Station Area

Funding Sources:
Eligible Funding Source: Sewer Facility Reserve Fund
Identified Funding Source: None

Project Description:
This project is contingent on development north of West Leland Road, west of Bailey Road. This project will construct a parallel 8" pipe parallel to State Route 4 on the south side and will be approximately 1000' long to improve capacity for future development.

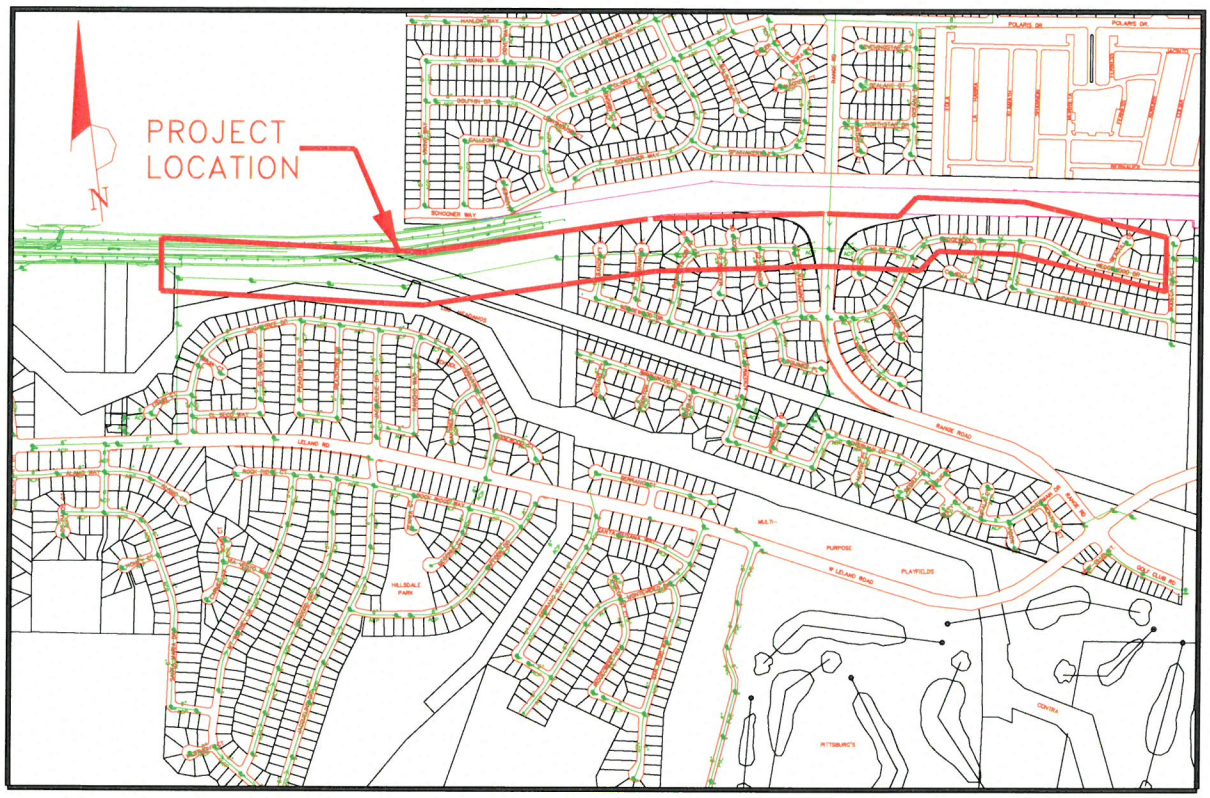

SS-29: HIGHWAY 4 TRUNK LINE RELIEF (Segment B)

Project No.

Status:
Awaiting funds.

Estimated Project Cost:
$1,554,000

Project Limits:
From Bailey Road to east.

Funding Sources:
Eligible Funding Source: Sewer Facility Reserve Fund
Identified Funding Source: Developer Fees

Project Description:
This project is the western segment (2,500 ft.) of the State Route 4 sewer trunk line that runs from Bailey Road to the PG&E easement, a total of 9,500 ft. This will be an increase from 12-inch pipe to 15-inch to accommodate new development.

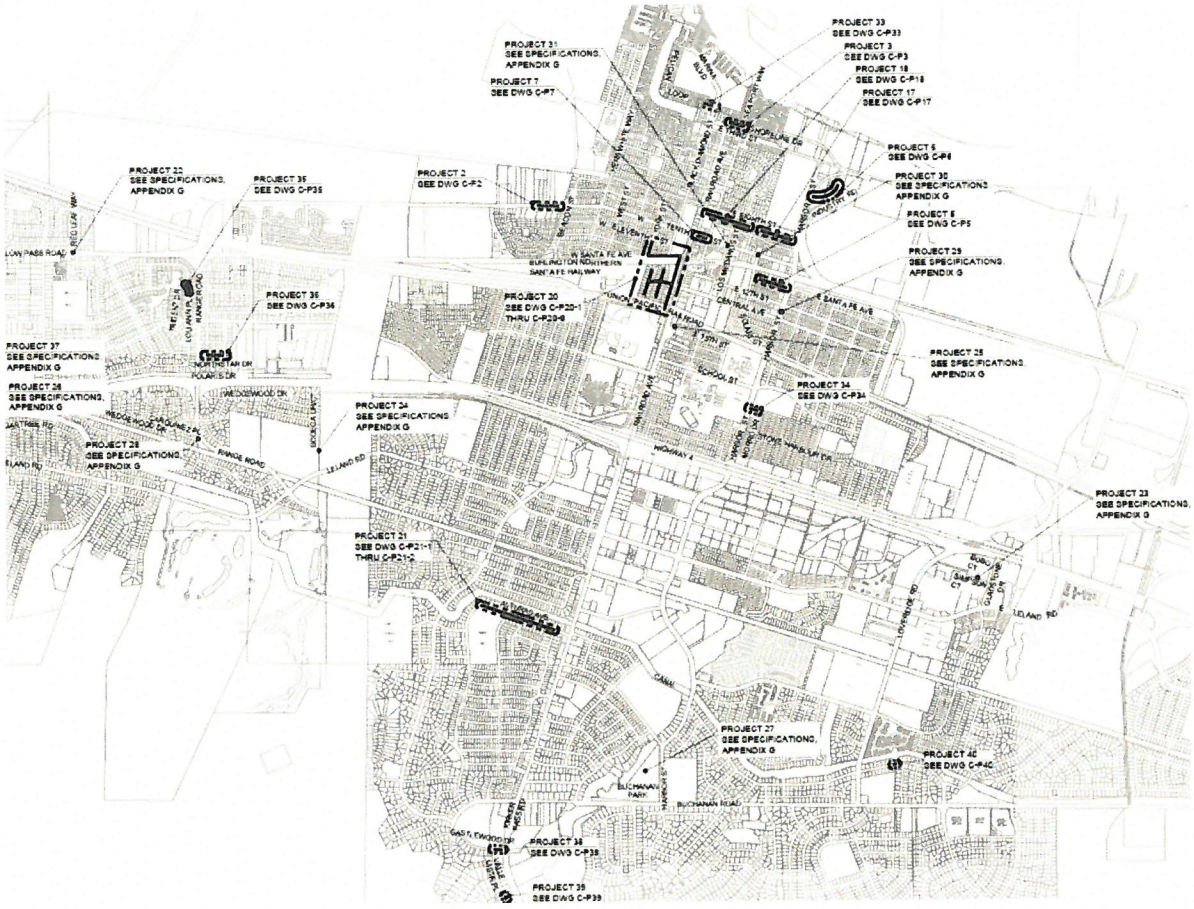

SS-30: FY 2014/15 SEWER REPLACEMENT PROGRAM

Project No.
2012-15

Status:
2019/20 Final Phase of Construction

Estimated Project Cost:
$10,000,000

Project Limits:
Locations Citywide

Funding Sources:
Eligible Funding Source: Sewer Operations Fund, WOF, WFR
Identified Funding Source: $8,300,000 SOF, $950,000 WOF, $750,000 WFR

Project Description:
Project will replace sewer lines that are maintenance problems. Water funds are added for the replacement of water mains with this project. The Project includes rehabilitation of water and sanitary sewer facilities, spot repairs, and manhole installation/rehabilitation in several areas throughout the City. This work will help alleviate chronic problem areas that require a significant amount of maintenance and repairs by the Public Works Department.



SS-31: OAK HILLS CENTER SEWER MAIN

Project No.
TBD

Status:
Awaiting funding and development.

Estimated Project Cost:
$650,000

Project Limits:
Behind Oak Hills Center adjacent to Bailey Road

Funding Sources:

Eligible Funding Source: Sewer Facility Reserve Fund
Identified Funding Source: None

Project Description:
This project is contingent on future development. It will increase capacity of the existing 1,300- foot 6" sewer line by pipe bursting to an 8" diameter sewer line when needed. The exact alignment of the pipe will be determined through design.



SS-34: 2016/17 SEWER/WATER REPLACEMENT AND REHABILITATION

Project No.
5205

Status:
Construction Scheduled for 2019/20

Estimated Project Cost:
$12,927,500

Project Limits:
North of School Street between Harbor Street and Railroad Avenue, Willow Pass Road, and Bayside Knolls Subdivision

Funding Sources:
Eligible Funding Source: Sewer Operating (SOF), Sewer Facility Reserves (SFR), Water Operations (WOF), Water Facility Reserves (WFR), Water Bond (WBond)
Identified Funding Source: $6,150,000 SOF $460,000 SFR, $5,300,000 WOF, $77,500 WFR 503, $940,000 Wbond

Project Description:
Project will replace sewer and water mains that are maintenance problems. The bulk of this project will be the neighborhood north of School Street. Other areas include Willow Pass Road and Bayside Knolls Subdivision This project will be funded with water and sewer funds to replace infrastructure in the Schools Street area.

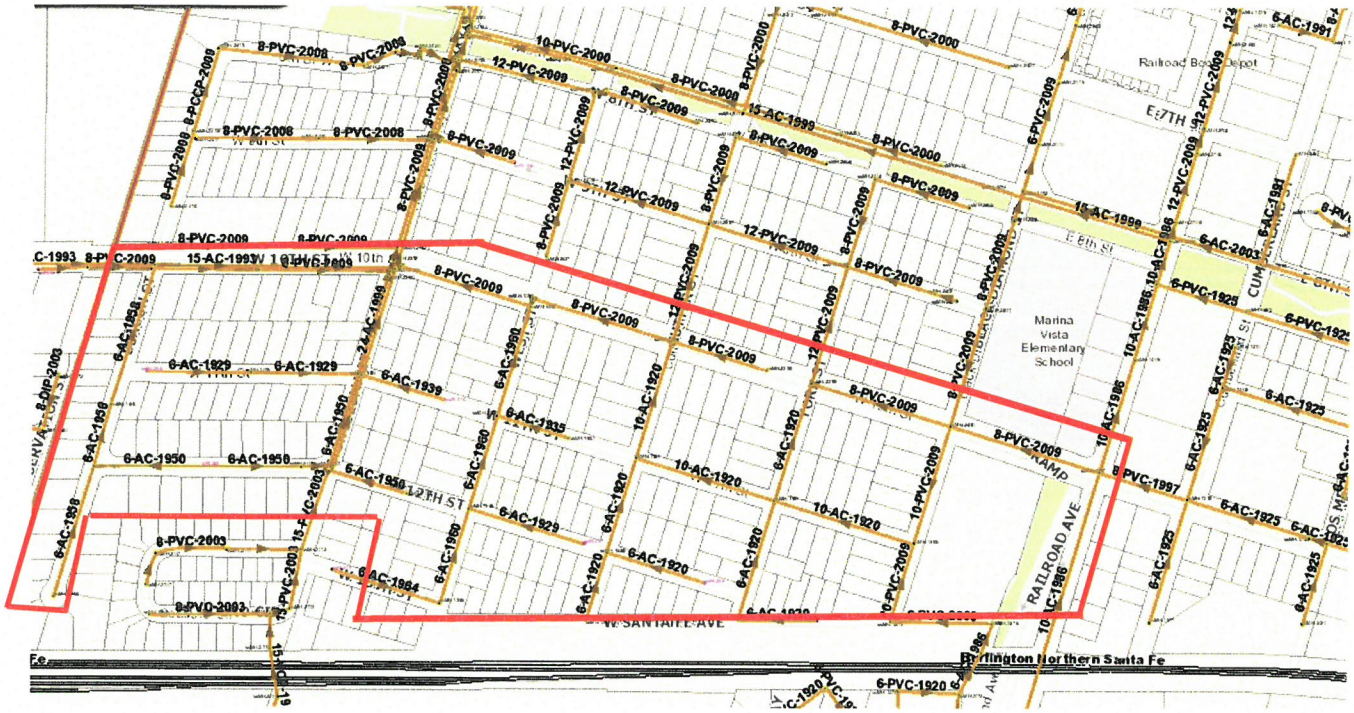

SS-36: FY 2020/21 SEWER REPLACEMENT PROGRAM

Project No.
TBD

Status:
Projected Funding for FY 19/20 & FY 20/21

Estimated Project Cost:
$2,100,000

Project Limits:
Black Diamond Street to Beacon Street and West Santa Fe to West Tenth Street

Funding Sources:
Eligible Funding Source: Sewer Operations Fund
Identified Funding Source: $2,100,000 SOF

Project Description:
Project will replace older sewer mains and laterals lines in the core (central) portions of the City that have higher maintenance and lower reliability.

STORM DRAIN PROJECTS



SD-1: SUGARTREE CHANNEL (Contra Costa Canal to East Bay Municipal Utility District)

Project No.
TBD

Status:
Awaiting funding/Evaluating needs.

Estimated Project Cost:
$675,000

Project Limits:
Storm drain channel from Contra Costa Canal to EBMUD corridor

Funding Sources:
Eligible Funding Source: Potential FEMA grant
Identified Funding Source: None

Project Description:
This project is to excavate and widen a channel that has become severely silted up and overgrown with willow trees. This area has become a bottleneck for storm water flows. The restricted flow has caused flooding on Sugartree Drive during major storm events. Staff is preparing a grant request from FEMA to assist with funding.

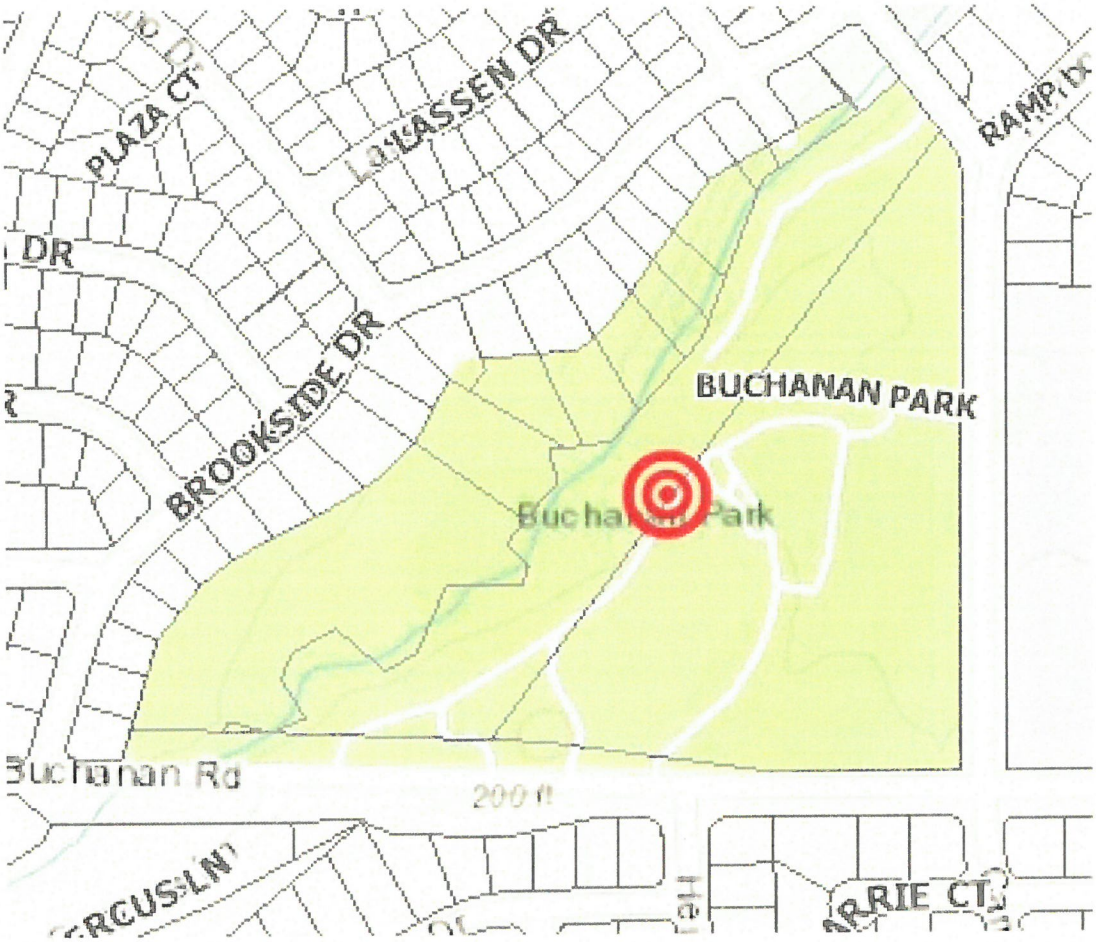

SD-2 BUCHANAN PARK PARKING LOT RETROFIT

Project No.

Status:
Awaiting funding

Estimated Project Cost:
$975,000

Project Limits:
Buchanan Park Parking Area

Funding Sources
Eligible Funding Sources: Proposition 1 Stormwater Grants
Identified Funding Sources: none

Project Description:
Divert surface stormwater runoff from the parking lot area into vegetated swales and bioretention pockets throughout the parking lot area.



SD-3: FULL TRASH CAPTURE DEVICE (CALIFORNIA AVENUE AND LOVERIDGE ROAD)

Project No.

Status:
Awaiting Funds

Estimated Project Cost:
$250,000

Project Limits: South eastern corner of
Loveridge Road and California Avenue

Operation and Maintenance
Minimum of twice per year or as required.

Funding Sources:
Eligible Funding Source: Grants
Identified Funding Source: None

Project Description:
This project involves installation of 50 linear feet of 36" Storm Flo Full Trash Capture screens, concrete foundation and overflow weir.

Installation of this device will help the City meet its required trash generation load reduction goals by capturing trash generated from approximately 90 acres of high and medium generation areas.

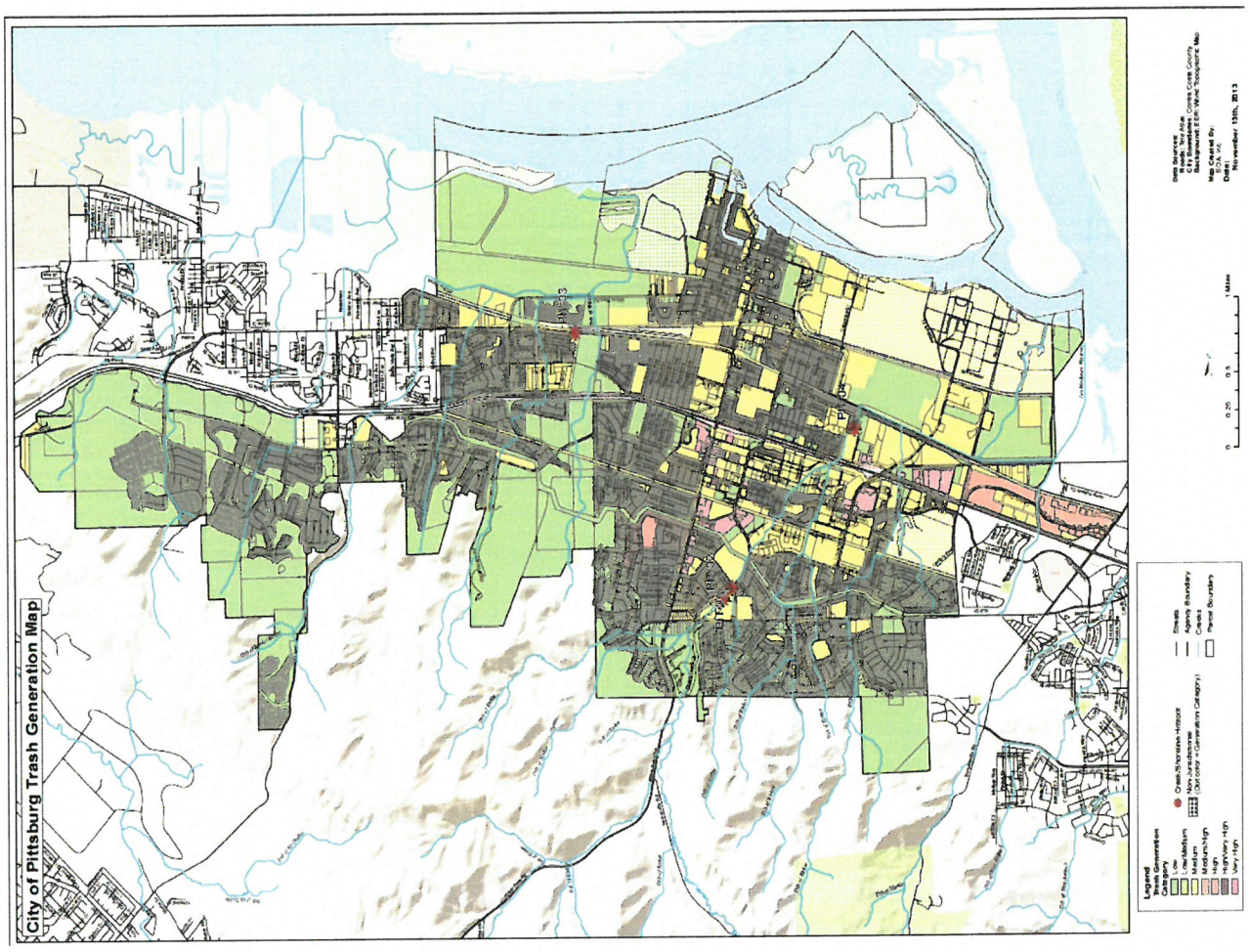

SD-4: FULL TRASH CAPTURE DEVICES (CITYWIDE)

Project No.
TBD

Status:
Awaiting Funding

Estimated Project Cost:
$ 50,000

Project Limits: Areas identified as Very High, High, and Medium Trash Generating areas Citywide.

Operation and Maintenance
Minimum of four times per year or as required.

Funding Sources
Eligible Funding Source: Grants
Identified Funding Source: none

Project Description:
This project involves purchase and installation of proprietary in- structure full trash capture devices within catch basins located in areas of very high, high, and medium trash generating areas citywide to help meet the City's required trash load reduction goals.



SD-5: W. 8th STREET STORM DRAIN PUMP STATION

Project No.
TBD

Status:
Awaiting Funding

Estimated Project Cost:
$ 180,000

Project Limits: End of box culvert north of the end of W. 8th Street

Operation and Maintenance

Funding Sources
Eligible Funding Source: IRRF

Identified Funding: none

Project Description:
This project will install a dewatering pump to remove standing water in the box culvert north of W. 8th Street. Removal of the water will reduce silt buildup in the box culvert and prevent standing water in the box culvert on W. 8th Street which currently remains full of water year round since it is tied to the box culvert by a 12" storm drain pipe.



SD-6 STORM WATER DIVERSION FOR KIRKER CREEK EAST OF LOVERIDGE ROAD

Project No.
TBD

Estimated Project Cost:
$1,250,000

Status:
Awaiting funding

Project Limits:
Project is from intersection of East California Ave. and Loveridge Rd. to Kirker Creek Channel along Pittsburg Antioch Hwy.

Funding Sources
Eligible Funding Sources: Kirker Creek Fund
Identified Funding: TBD

Project Description:
To construct an overflow storm drain line to accept additional storm water capacity in a line that was constructed with Highway 4 widening from an existing 25 year storm to a 50 year storm



SD-7: WEST LELAND ROAD STORM DRAIN IMPROVEMENTS (CRESTVIEW DRIVE TO BURTON AVENUE)

Project No.
TBD

Status:
unfunded

Estimated Project Cost:
$680,000

Project Limits:
South west corner of Crestview Dr and West Leland Rd to Burton Ave.

Funding Sources
Identified Funding: none

Project Description:
Construct new storm drain pipeline with inlets to prevent street flooding. Pipeline will begin with inlets located at the south west corner of Crestview Drive and West Leland Road.



SD-8 STORM DRAIN REPAIR PROJECT (2 LOCATIONS)

Project No.
TBD

Status:
Unfunded

Estimated Project Cost:
$275,000

Project Limits:
Location 1 - Buchanan Road East of Harbor Street
Location 2 - W Leland Road at John Henry Johnson Drive

Funding Sources
Eligible Funding Sources: IRRF, Measure J, Gas Tax
Identified Funding: none

Project Description:
Significant settlement is occurring at Buchanan Road east of Harbor Street and at W Leland Road near John Henry Johnson Drive where existing storm drain pipes cross the road. CCTV had identified deficiencies in the storm drain pipe at the Buchanan Road location and the exact cause of the settlement at W Leland is unknown at this time. Work will include investigation, design and construction for the replacement and/or in-place repair of existing storm drain piping and repair to the roadway surface to correct the settled areas and prevent future settlement.



SD-9: AMERICANA PARK STORM DRAINAGE PROJECT

Project No.
2009-01

Status:
Design Complete/Awaiting Funding

Estimated Project Cost:
$700,000

Project Limits:
Polaris Drive to Parkside Drive

Funding Sources:
Eligible Funding Source: Kirker Creek Improvement Fund, FEMA Grant
Identified Funding Source: $120,000 CCIF
$580,000 IRRF

Project Description:
This project will reduce overflows onto North Parkside Drive from the undersized detention pond at Americana Park by constructing a drainage channel across the PG&E utility corridor. Project requires obtaining an easement from PG&E.



SD-10: KIRKER CREEK IMPROVEMENT (LOVERIDGE ROAD TO CORTEVA (DOW))

Project No.
TBD

Status:
Awaiting funding

Estimated Project Cost:
$1,210,000

Project Limits:
Kirker Creek East of Loveridge Road

Funding Sources:
Eligible Funding Source: Kirker Creek Improvement Fund
Identified Funding Source: None

Project Description:
This project included planning, design and construction of improvements to prevent flooding along Kirker Creek north of the Pittsburg Antioch Hwy. This project includes improving the underside pipes, culverts and channels along Kirker Creek from Loveridge Road to Corteva.

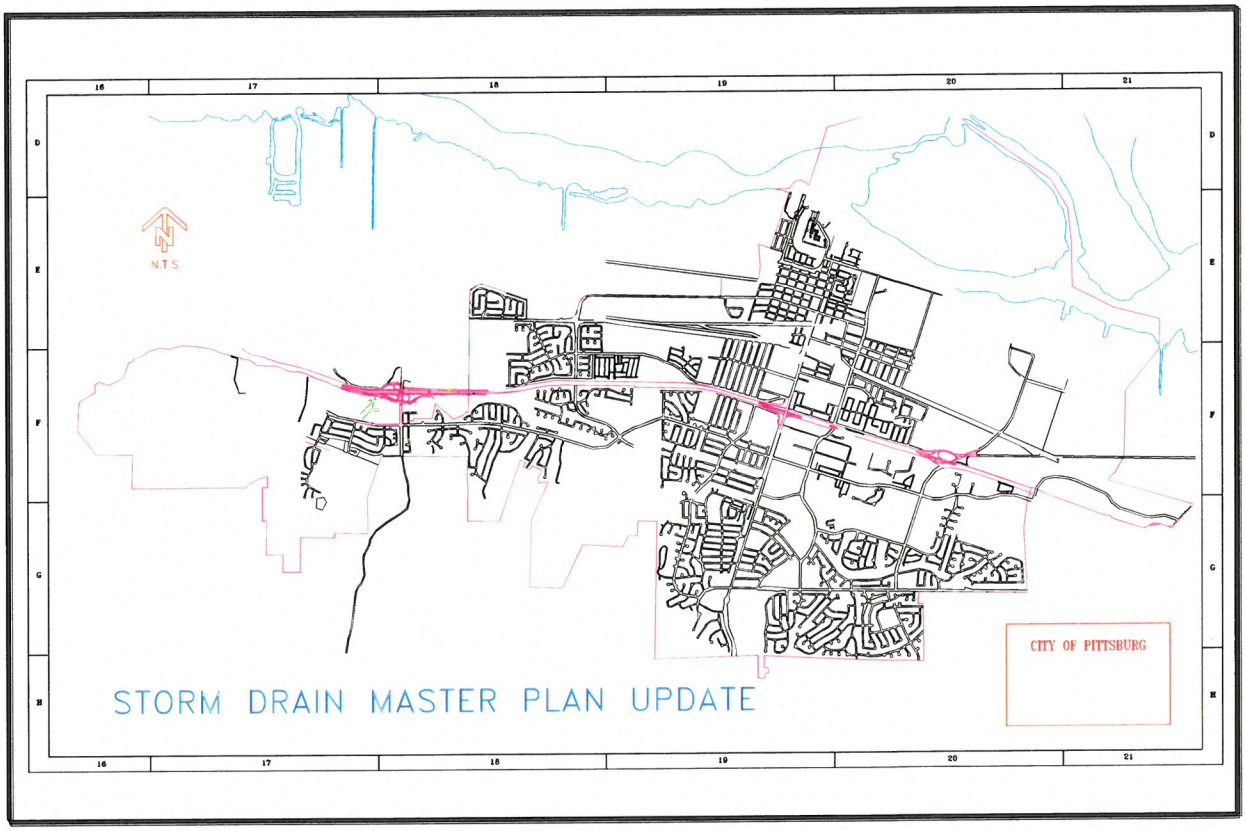

SD-11: STORM DRAIN MASTER PLAN UPDATE

Project No.
TBD

Status:
Awaiting funding.

Estimated Project Cost:
$400,000

Project Limits:
Citywide

Funding Sources:
Eligible Funding Source: Kirker Creek Improvement Fund
Identified Funding Source: $100,000 Kirker Creek Improvement Fund,

Project Description:
Phase Seven of the Stormwater Management Plan was completed in July 1999. This project will update the Master Plan to ensure adequate capacity in the City's storm drainage system now and in future years.

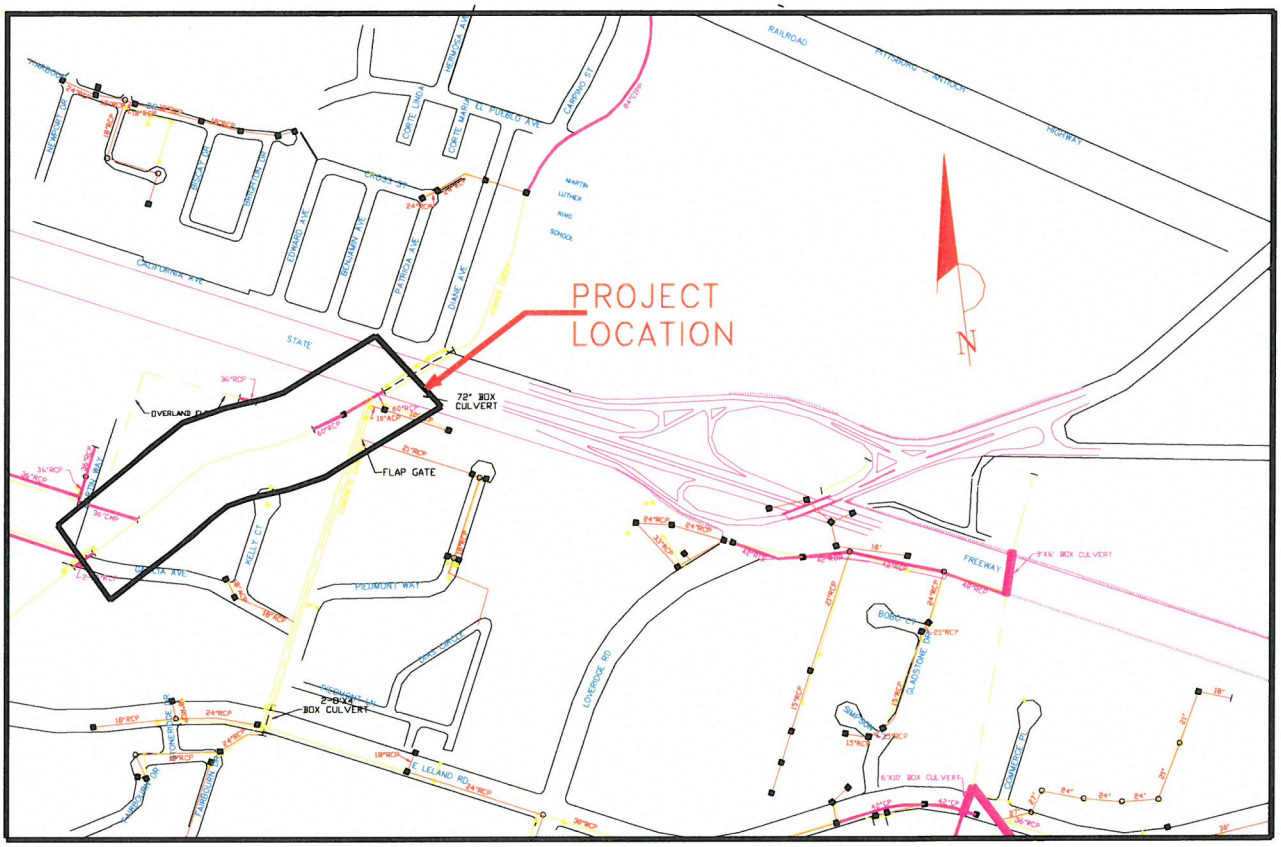

SD-12: KIRKER CREEK WATERSHED (State Route 4 to Garcia Avenue)

Project No.
TBD

Status:
Awaiting funding/Evaluating needs.

Estimated Project Cost:
$1,725,000

Project Limits:
Kirker Creek from Hwy. 4 to Garcia Avenue

Funding Sources:
Eligible Funding Source: Kirker Creek Impervious Surface Drainage Fee, Proposition 1 Grants
Identified Funding Source: none

Project Description:
This project will improve all the undersized pipes, and channels from Hwy 4 to Garcia Avenue. These improvements were identified in the July 1999, *Stormwater Management Plan* as conduits 8043, 8045, 8047, 8048, and 8049. This project includes 955' of channel restoration to promote stormwater infiltration improvements and 260' of pipe improvements.

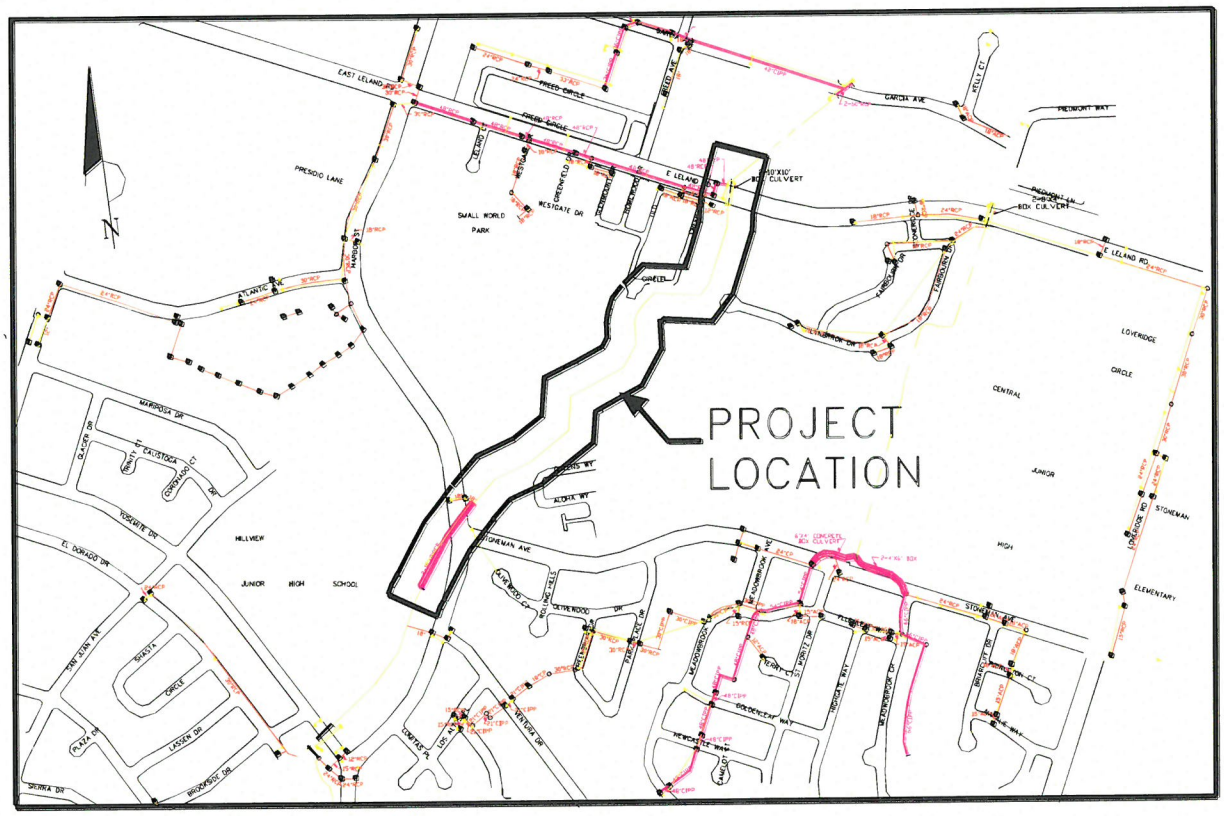

SD-13: KIRKER CREEK WATERSHED (East Leland Road to Contra Costa Canal

Project No.
TBD

Status:
Awaiting funding/Evaluating needs.

Estimated Project Cost:
$395,000

Project Limits:
Kirker Creek from East Leland Rd to just south of Stoneman Avenue

Funding Sources:
Eligible Funding Source: Kirker Creek Impervious Surface Drainage Fee
Identified Funding Source: TBD

Project Description:
This project will improve all the undersized pipes, and culverts from East Leland Road to the Contra Costa Canal. These improvements were identified in the July 1999, *Stormwater Management Plan* as conduits 8053, 8057, 8061, and 8067. This project includes 147' of culvert improvements and 478' of pipe improvements.

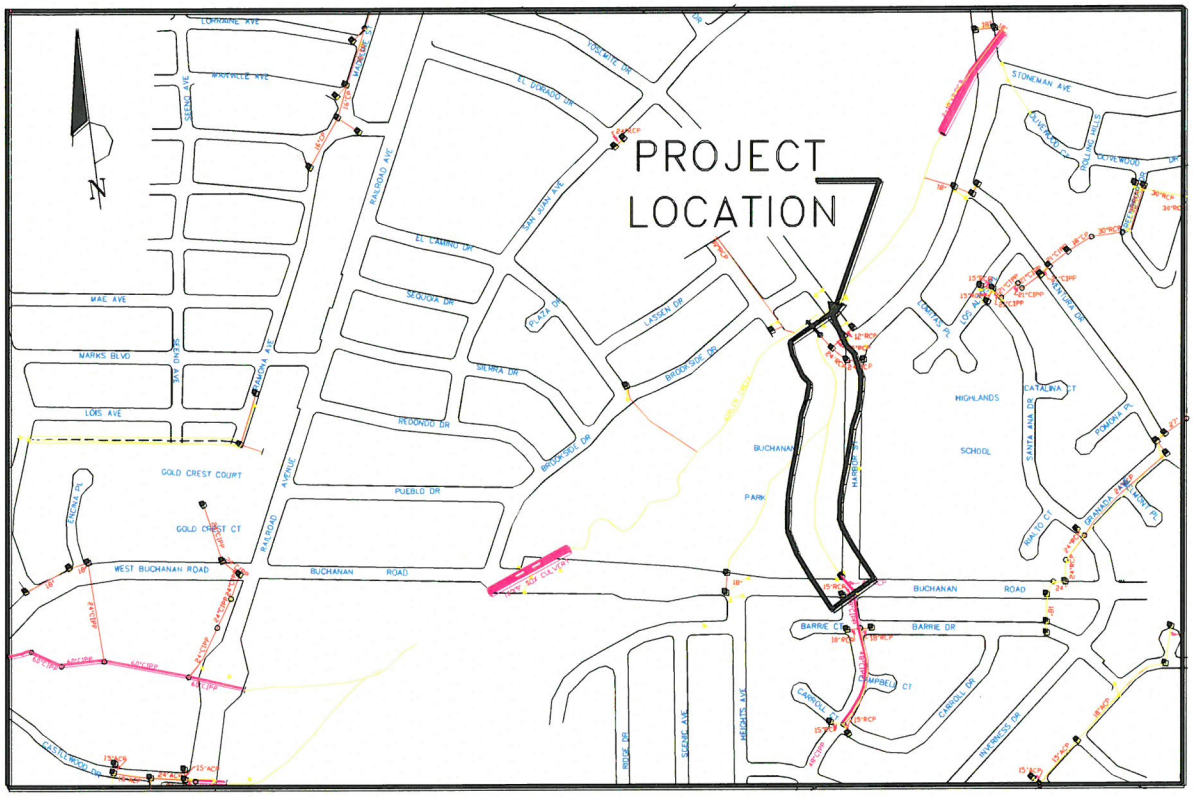

SD-14: KIRKER CREEK WATERSHED (Contra Costa Canal to Buchanan Road)

Project No.

Status:
Awaiting funding/Evaluating needs.

Estimated Project Cost:
$350,000

Project Limits:
Kirker Creek from Contra Costa Canal to Buchanan Road

Funding Sources:
Eligible Funding Source: Kirker Creek Impervious Service Drainage Fee
Identified Funding Source: TBD

Project Description:
This project will improve all the undersized pipes, and culverts from the Contra Costa Canal to Buchanan Road. These improvement were identified in the July 1999, *Stormwater Management Plan* as conduits 8071 and 8075. This project includes 425' of culvert improvements and 114' of pipe improvements.

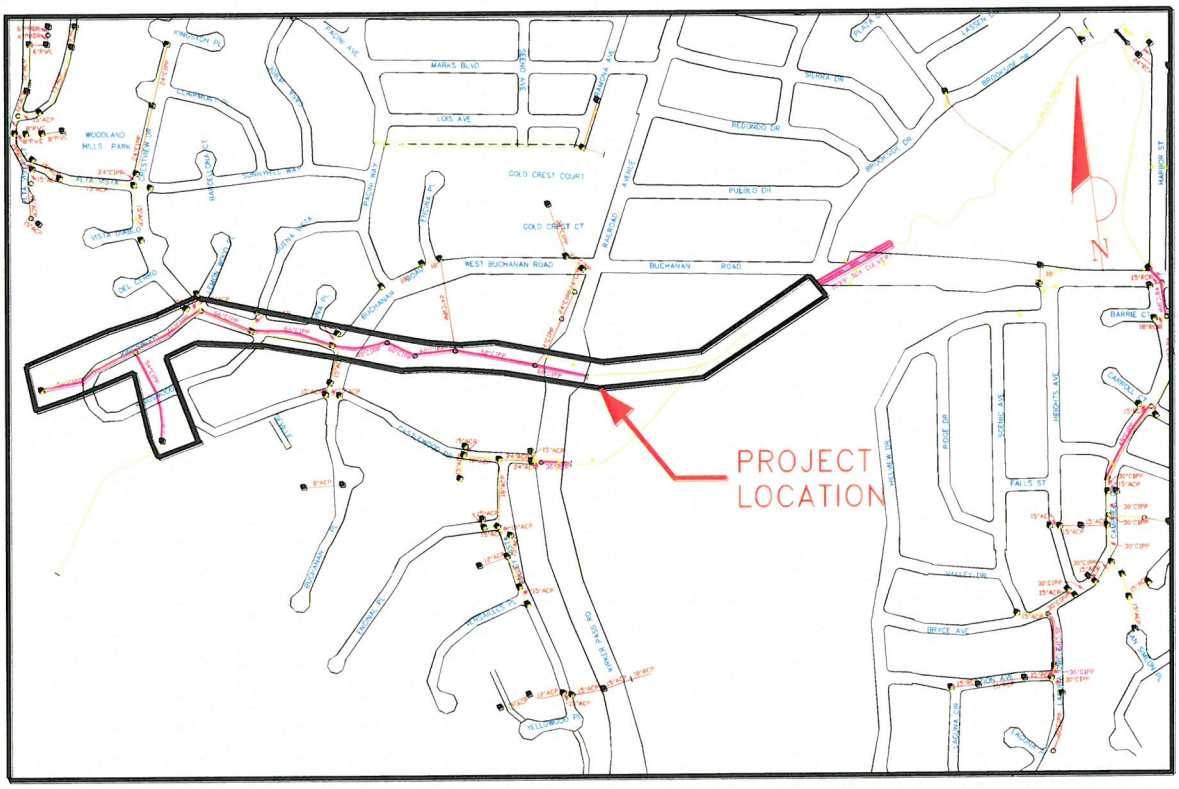

SD-15: KIRKER CREEK WATERSHED (Buchanan Road to Kingswood)

Project No.
TBD

Status:
Awaiting funding/Evaluating needs.

Estimated Project Cost:
$2,060,000

Project Limits:
Kirker Creek Watershed from Buchanan Road to Kingswood

Funding Sources:
Eligible Funding Source: Kirker Creek Impervious Surface Drainage Fee
Identified Funding Source: TBD

Project Description:
This project will improve all the undersized pipes, and channels from the Buchanan Road to Kingswood. These improvement were identified in the July 1999, *Stormwater Management Plan* as conduits 8077, 8083, 8085, and 8093. This project includes 412' of channel improvements and 2,794' of pipe improvements.

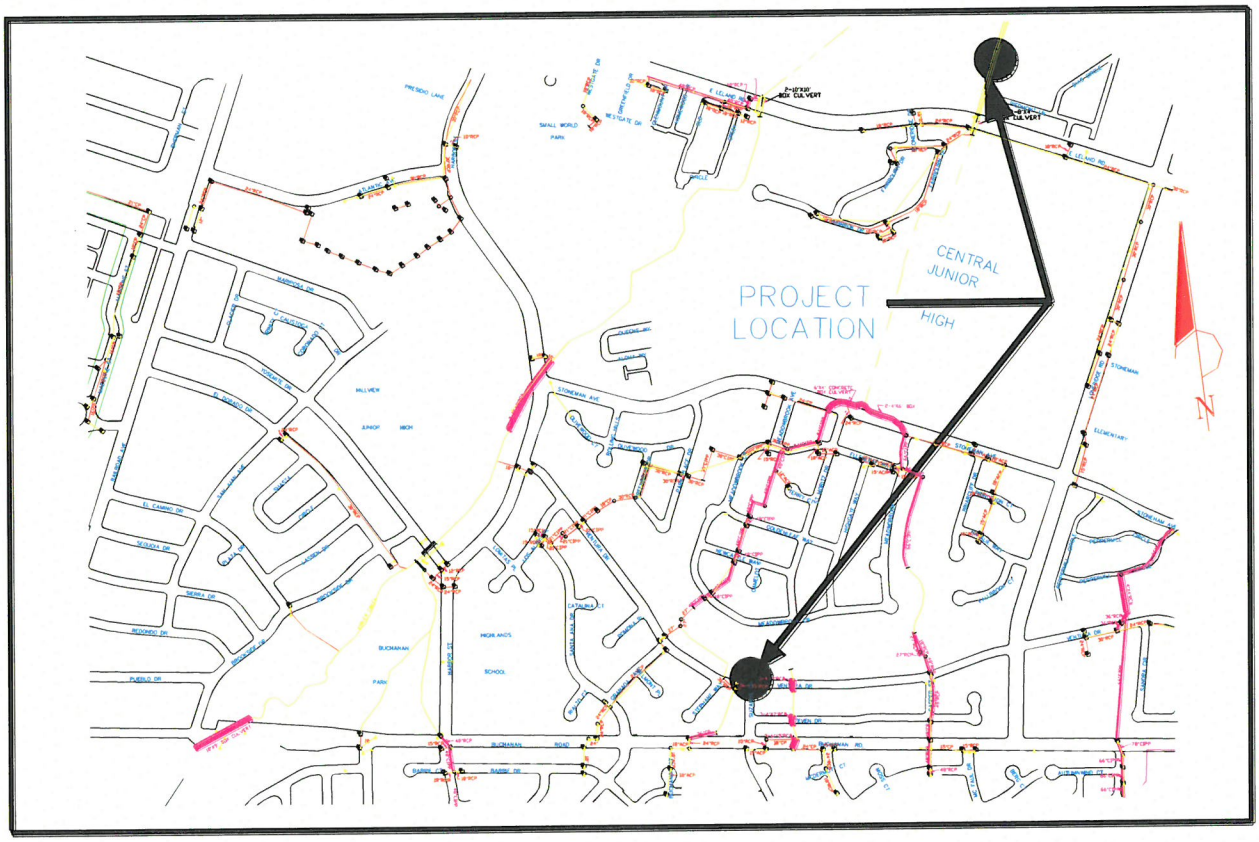

SD-16: KIRKER CREEK WATERSHED IMPROVEMENTS (Ventura Drive, Piedmont Way and Loveridge Road)

Project No.
TBD

Status:
Awaiting funding/Evaluating needs

Estimated Project Cost:
$140,000

Project Limits:
Kirker Creek from Ventura Drive, Piedmont Way and Loveridge Road

Funding Sources:
Eligible Funding Source: Kirker Creek Impervious Surface Drainage Fee
Identified Funding Source: TBD

Project Description:
This project will improve the undersized pipes near Ventura Drive, Piedmont Way and Loveridge Road. These improvement were identified in the July 1999, *Stormwater Management Plan* as conduits 8161, 8189, and 8227. This project includes 212' of pipe improvements.

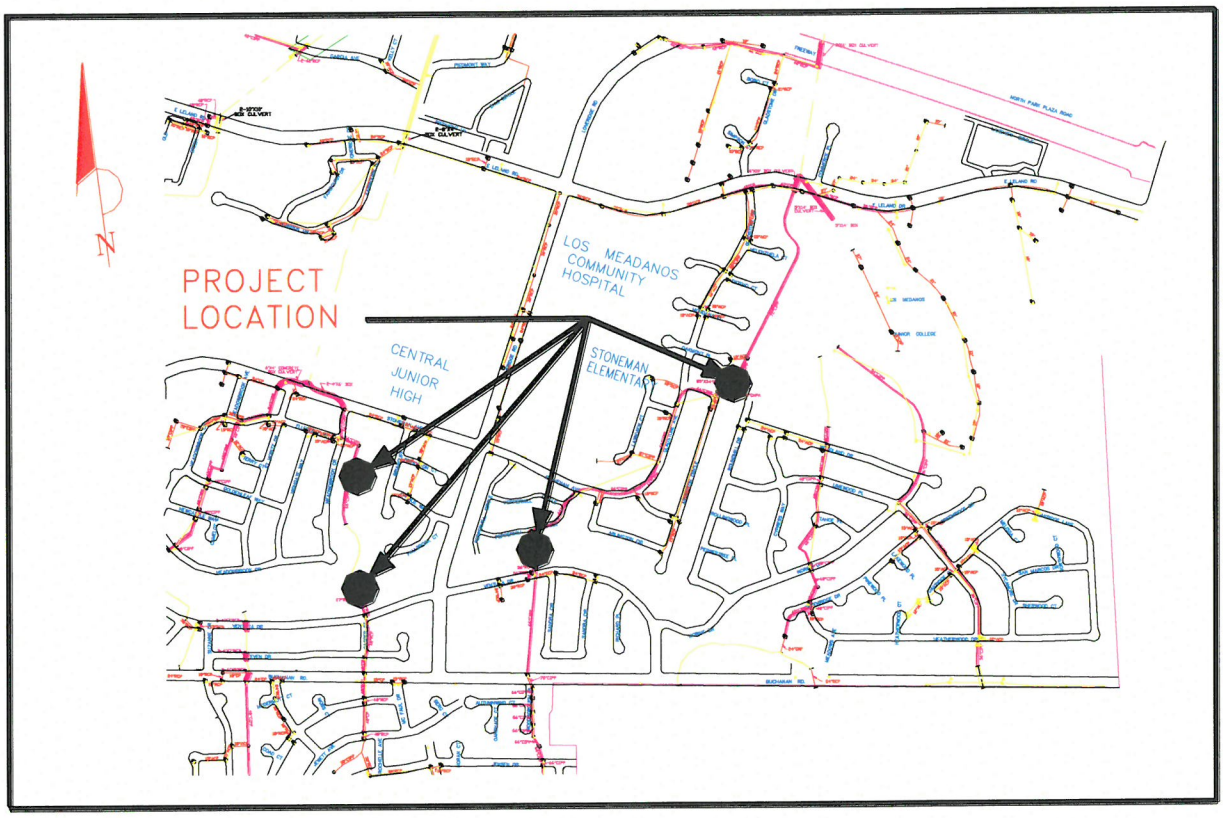

SD-17: KIRKER CREEK WATERSHED (Stoneman Avenue/Contra Costa Canal)

Project No.

Status:
Awaiting funding/Evaluating needs.

Estimated Project Cost:
$1,005,000

Project Limits:
Kirker Creek Watershed near Stoneman Avenue and the Contra Costa Canal.

Funding Sources:
Eligible Funding Source: Kirker Creek Impervious Surface Drainage Fee
Identified Funding Source: TBD

Project Description:
This project will improve all the undersized pipes, and culverts in the area of Stoneman Avenue and the Contra Costa Canal. These improvement were identified in the July 1999, *Stormwater Management Plan* as conduits 8179, 8183, 8240, and 8243. This project includes 265' of culvert improvements and 1350' of pipe improvements.

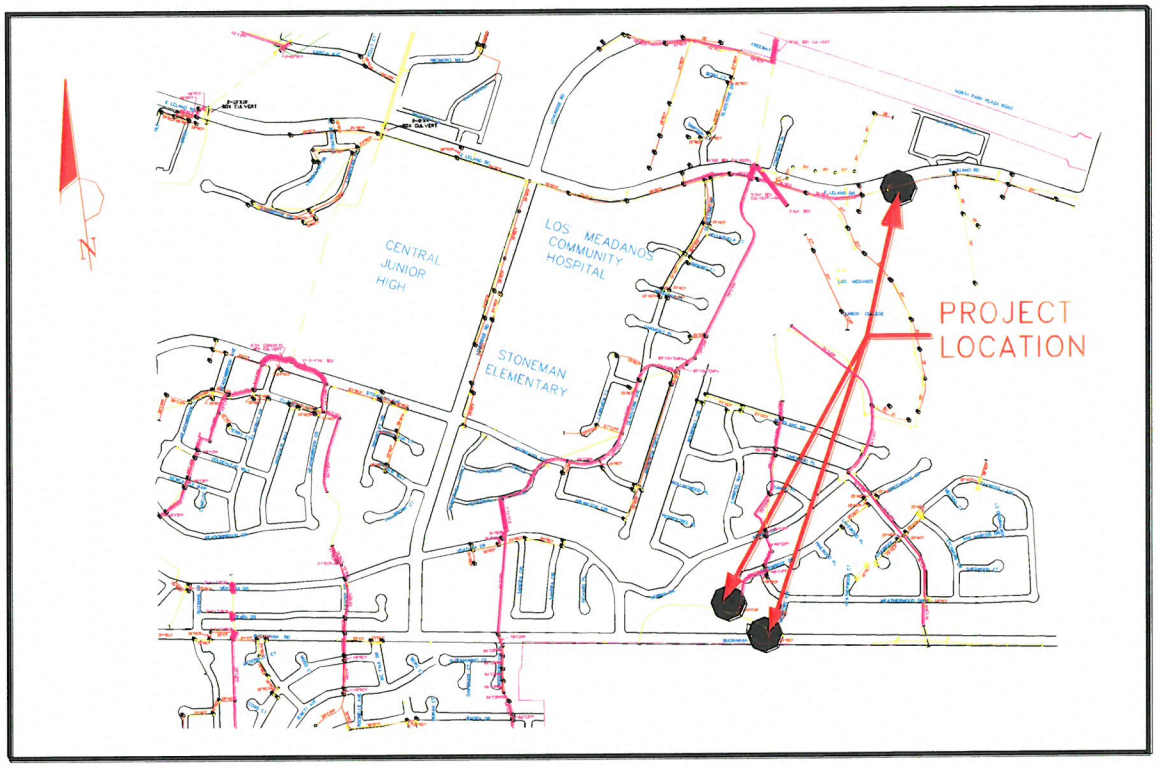

SD-18: KIRKER CREEK WATERSHED (Los Medanos College and south to the Contra Costa Canal)

Project No.
TBD

Status:
Awaiting funding/Evaluating needs.

Estimated Project Cost:
$635,000

Project Limits:
Kirker Creek Watershed in the vicinity of LMC and south

Funding Sources:
Eligible Funding Source: Kirker Creek Impervious Surface Drainage Fee
Identified Funding Source: none

Project Description:
This project will improve all the undersized pipes, in the vicinity of Los Medanos College and south to the Contra Costa Canal. These improvement were identified in the July 1999, *Stormwater Management Plan* as conduits 8271, 8280, and 8289. This project includes 1010' of pipe improvements.

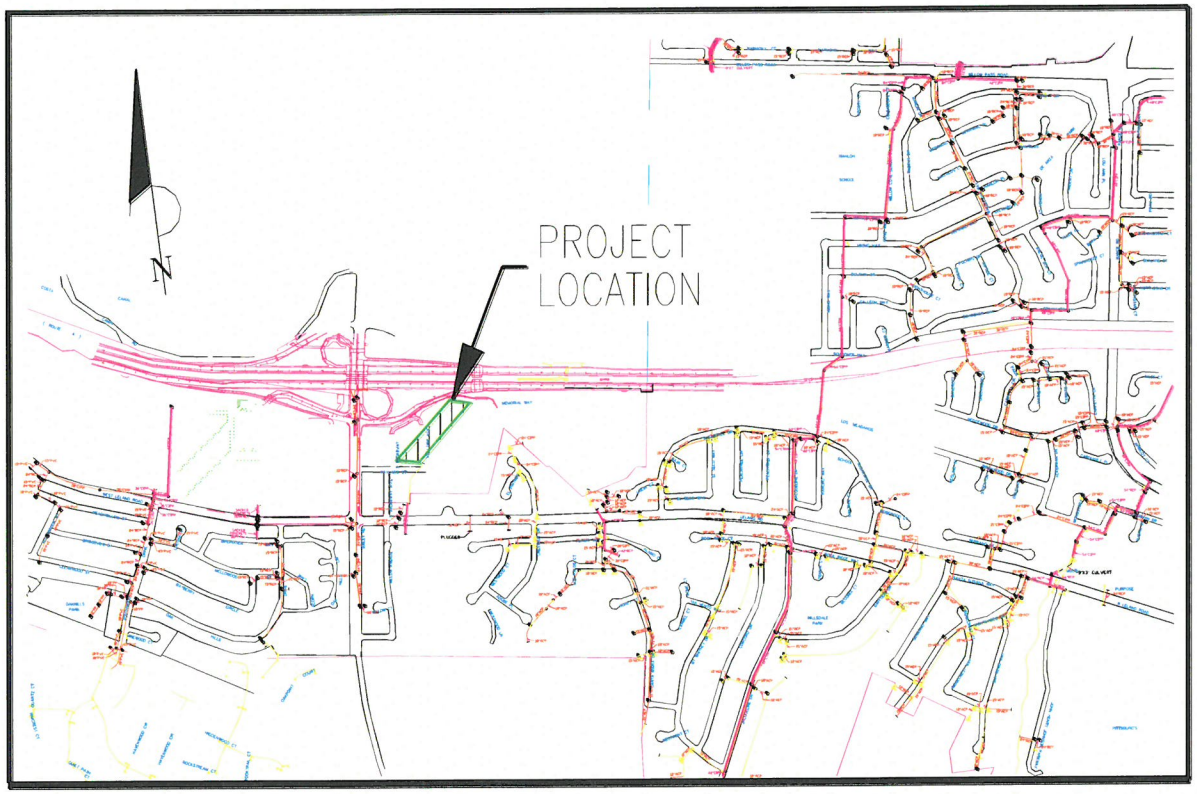

SD-19: LAWLOR CREEK WATERSHED (Hwy. 4 to West Leland Road)

Project No.
TBD

Status:
Awaiting funding/Evaluating needs.

Estimated Project Cost:
$430,000

Project Limits:
Lawlor Creek Watershed from Hwy. 4 to West Leland Road

Funding Sources:
Eligible Funding Source: TBD
Identified Funding Source: none

Project Description:
This project will improve all the undersized pipes in the Lawlor Creek Watershed from Hwy 4 to West Leland Road. These improvement were identified in the July 1999, *Stormwater Management Plan* as conduits 3039 and 3041. This project includes 986' of pipe improvements.

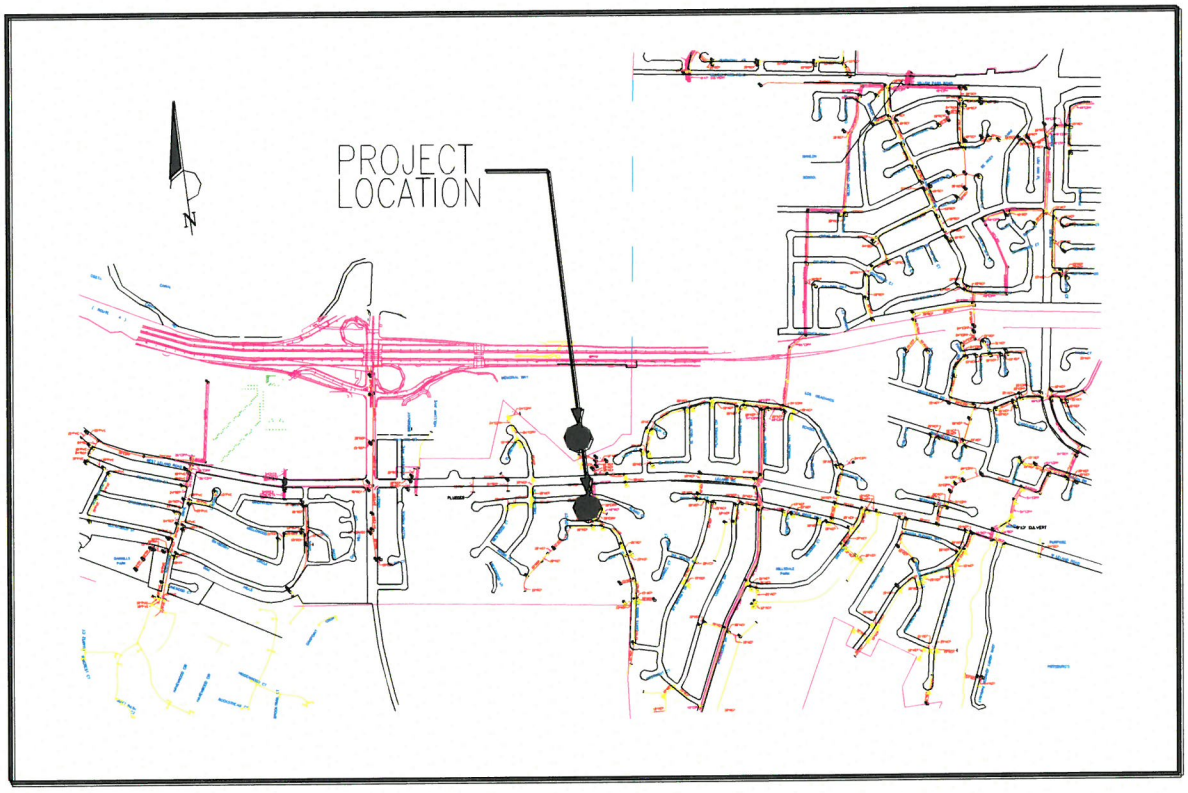

SD-20: LAWLOR CREEK WATERSHED (Contra Costa Canal to Santa Maria Drive)

Project No.
TBD

Status:
Awaiting funding/Evaluating needs.

Estimated Project Cost:
$165,000

Project Limits:
Lawlor Creek watershed from Contra Costa Canal to Santa Maria Drive

Funding Sources:
Eligible Funding Source: TBD
Identified Funding Source: None

Project Description:
This project will improve all the undersized pipes in the Lawlor Creek Watershed from Contra Costa Canal to Santa Maria Drive. These improvement were identified in the July 1999, *Stormwater Management Plan* as conduits 3083 and 3091. This project includes 363' of pipe improvements.

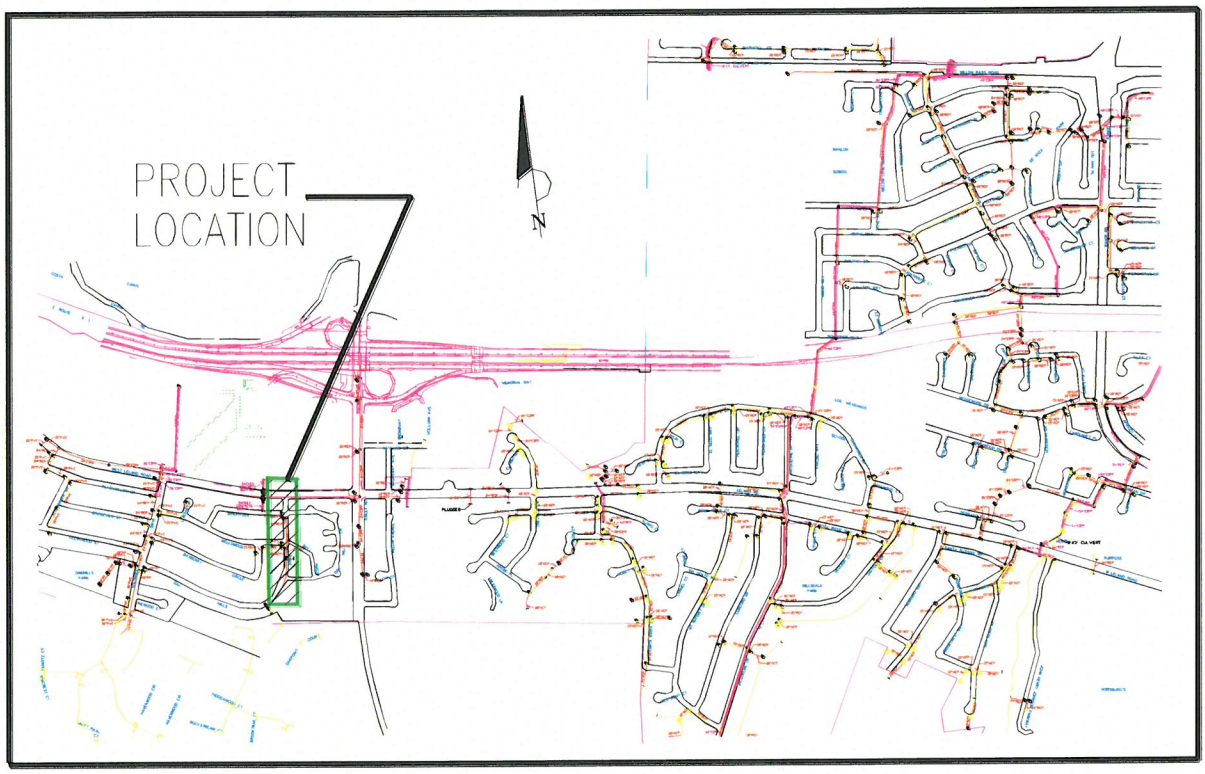

SD-21: LAWLOR CREEK WATERSHED (West Leland Road to Oakhills Circle)

Project No.
TBD

Status:
Awaiting funding/Evaluating needs.

Estimated Project Cost:
$460,000

Project Limits:
Lawlor Creek Watershed from West Leland Road
to Oakhills Circle

Funding Sources:
Eligible Funding Source:
Identified Funding Source: None

Project Description:
This project will improve all the undersized pipes in the Lawlor Creek Watershed from West Leland Road to Oakhills Circle. These improvement were identified in the July 1999, *Stormwater Management Plan* as conduits 3137 and 3138. This project includes 1058' of pipe improvements.

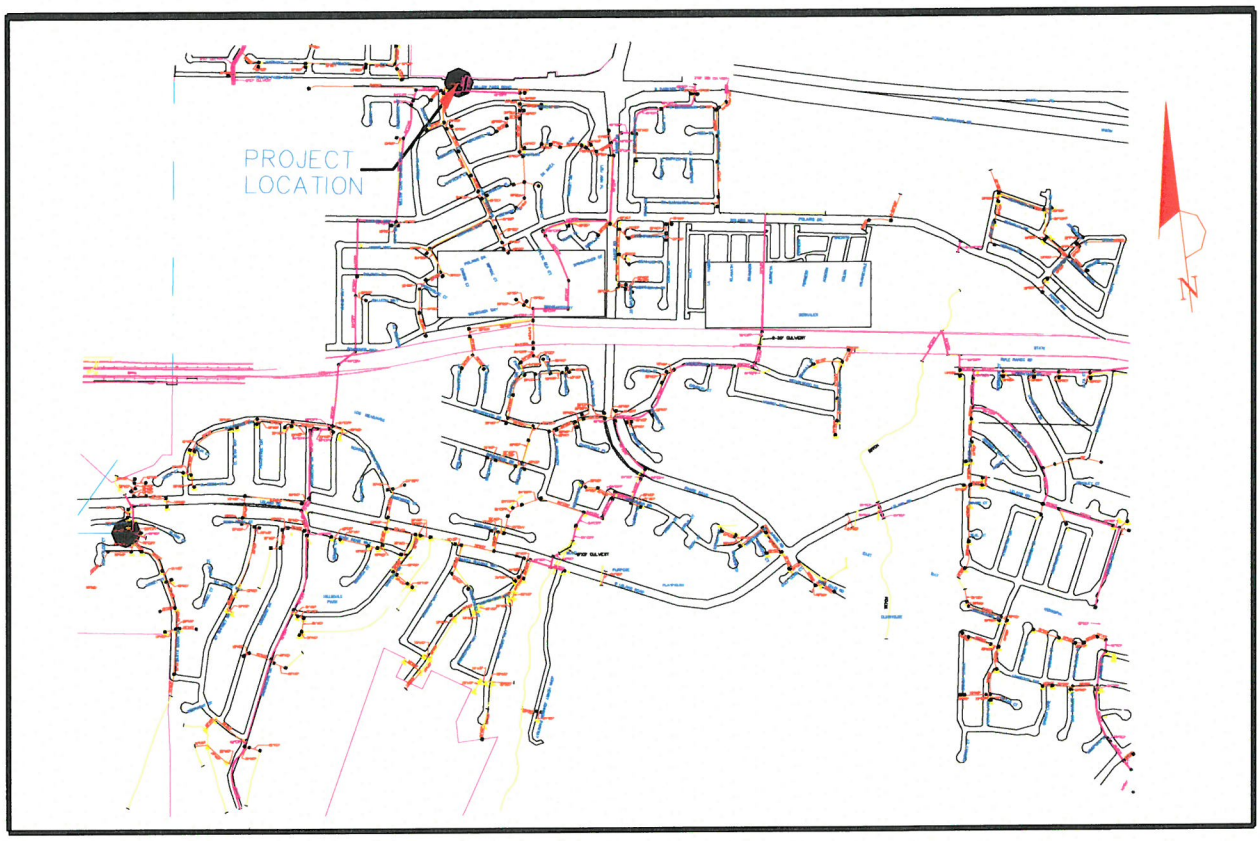

SD-22: WATERSHED 4 (Willow Pass Road to Contra Costa Canal)

Project No.
TBD

Status:
Awaiting funding/Evaluating needs.

Estimated Project Cost:
$105,000

Project Limits:
Watershed 4 from Willow Pass Road to Contra Costa Canal

Funding Sources:
Eligible Funding Source: TBD
Identified Funding Source: None

Project Description:
Watershed 4 is drained via natural swales and channels to the storm drainage system in developed areas north and south of State Route 4. This project will improve all the undersized pipes in Watershed 4 from Willow Pass Road to Contra Costa Canal. These improvement were identified in the July 1999, *Stormwater Management Plan* as conduits 4017 and 4039. This project includes 392' of pipe improvements.

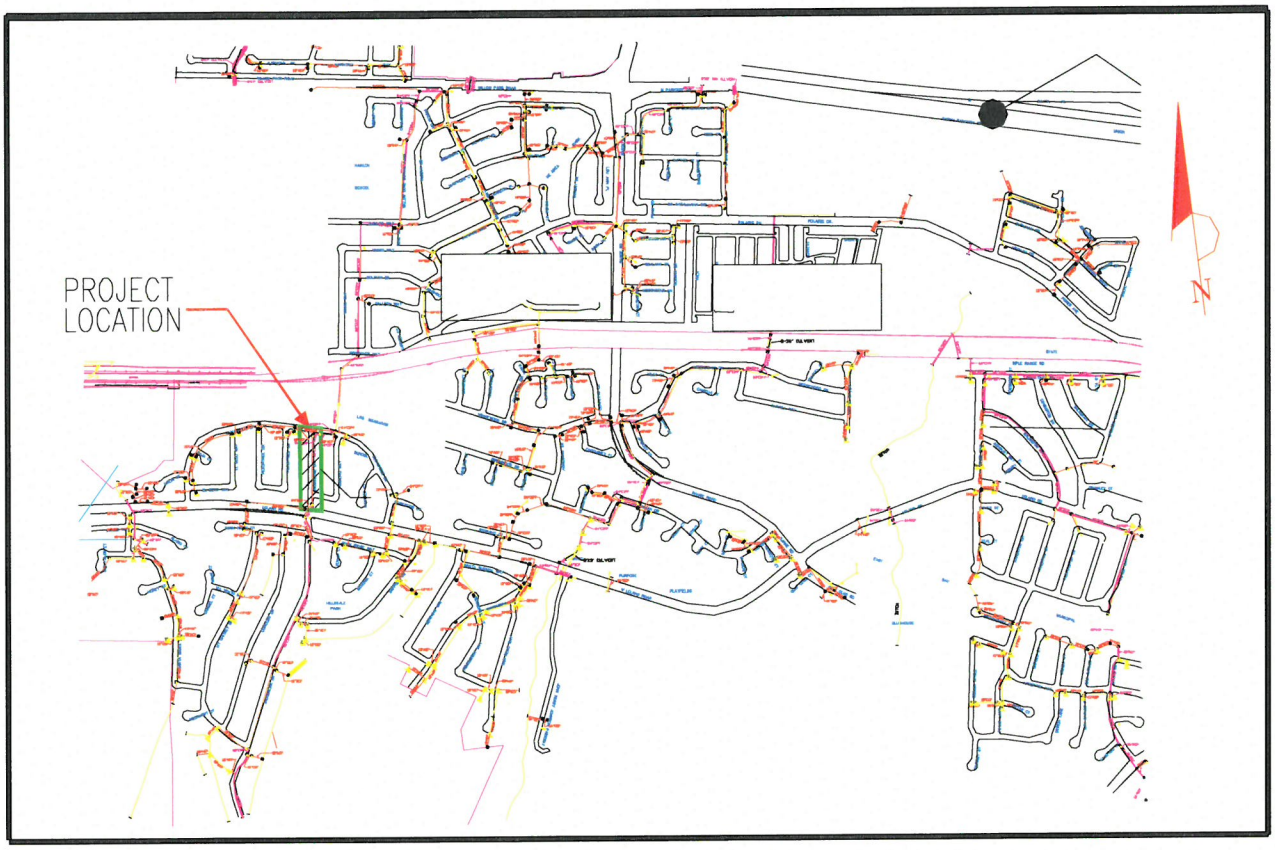

SD-23: WATERSHED 4 (West Leland Road to Sugartree Drive)

Project No.
TBD

Status:
Awaiting funding/Evaluating needs.

Estimated Project Cost:
$195,000

Project Limits:
Watershed 4 from West Leland Road to Sugartree Drive

Funding Sources:
Eligible Funding Source: TBD
Identified Funding Source: None

Project Description:
Watershed 4 is drained via natural swales and channels to the storm drainage system in developed areas north and south of State Route 4. This project will improve all the undersized pipes in Watershed 4 from West Leland Road to Sugartree Drive. These improvement were identified in the July 1999, *Stormwater Management Plan* as conduit 4051. This project includes 802' of pipe improvements.

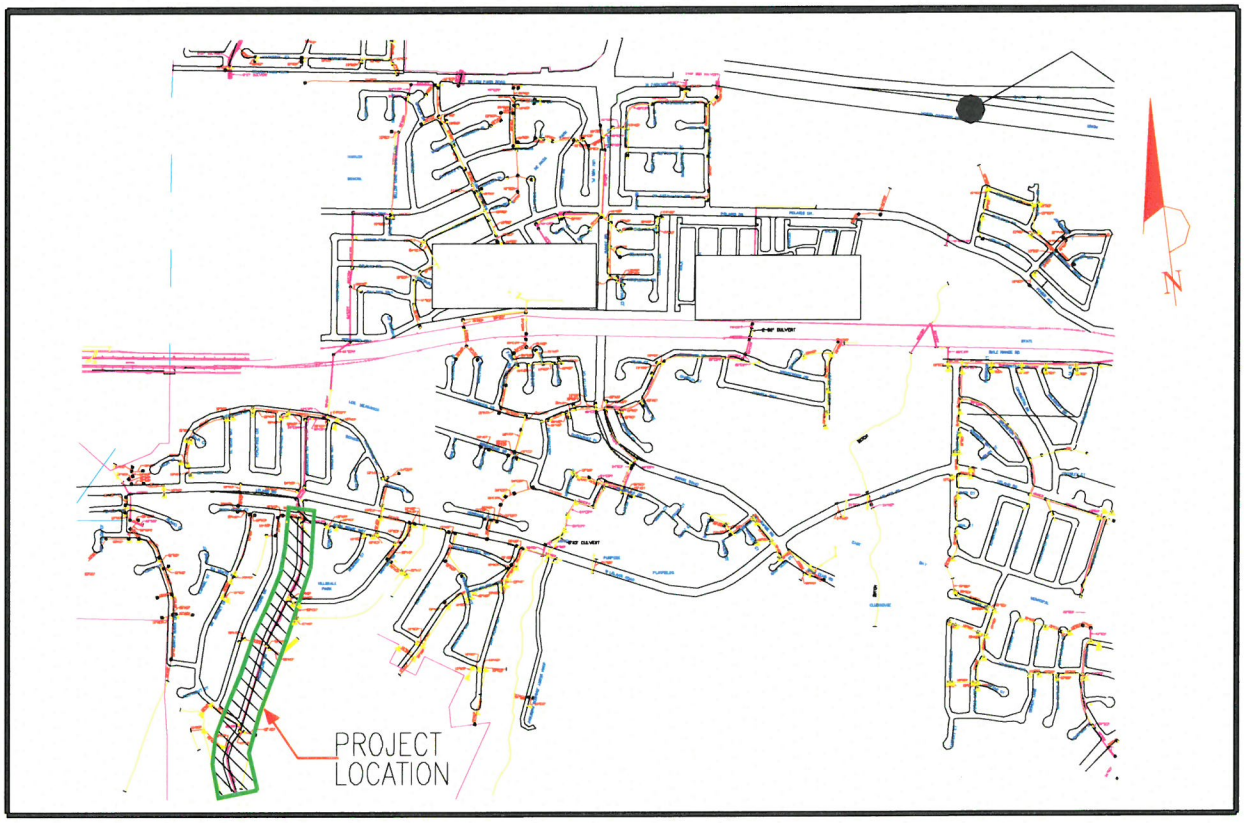

SD-24: WATERSHED 4 (Rock Ridge Way to Jacqueline Drive Terminus)

Project No.
TBD

Status:
Awaiting funding/Evaluating needs.

Estimated Project Cost:
$670,000

Project Limits:
Rock Ridge Way to Jacqueline Drive

Funding Sources:
Eligible Funding Source:
Identified Funding Source: None

Project Description:
Watershed 4 is drained via natural swales and channels to the storm drainage system in developed areas north and south of State Route 4. This project will improve all the undersized pipes in Watershed 4 from Rock Ridge Way to Jacqueline Drive Terminus. These improvement were identified in the July 1999, *Stormwater Management Plan* as conduits 4071 and 4073. This project includes 2,864' of pipe improvements.

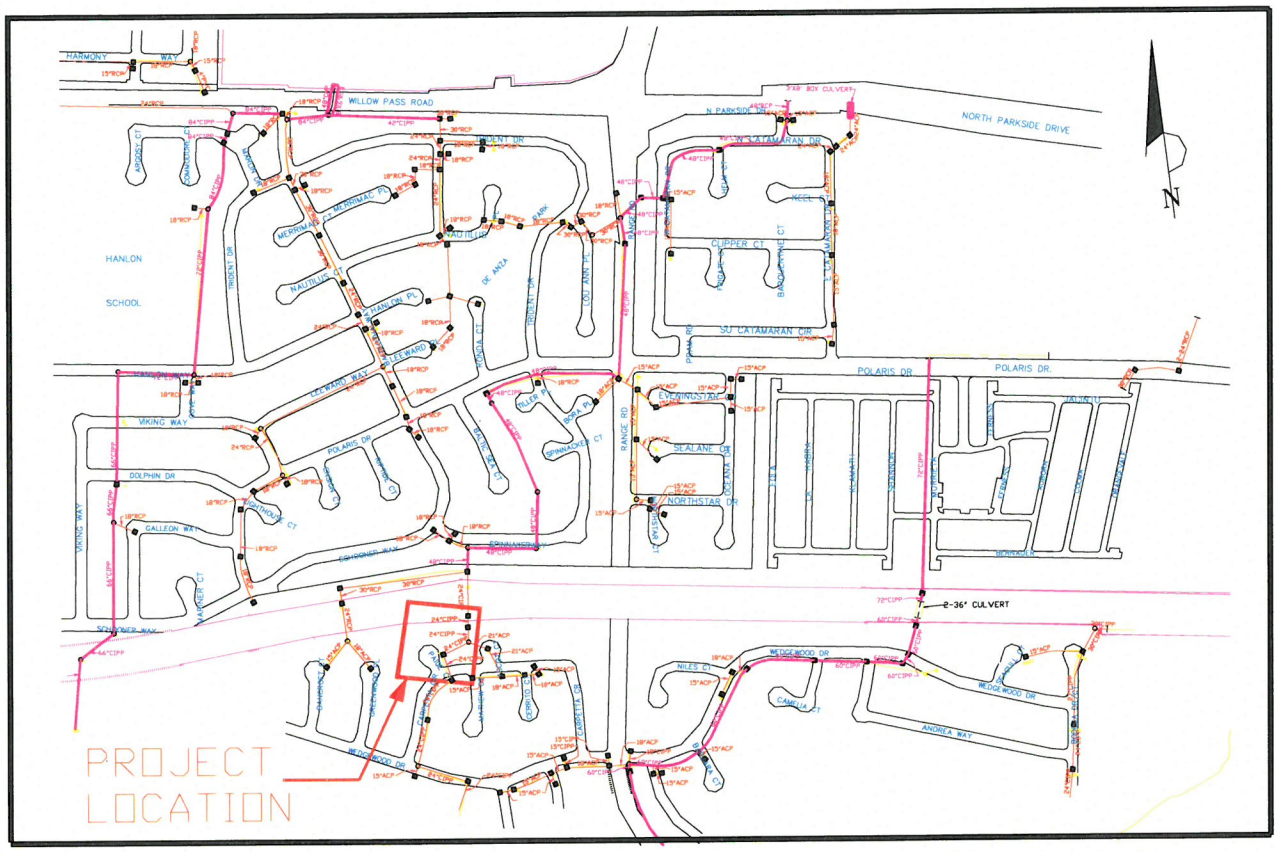

SD-25: WATERSHED 5 (State Route 4 to Paige Court)

Project No.
TBD

Status:
Awaiting funding/Evaluating needs.

Estimated Project Cost:
$55,000

Project Limits:
Watershed 5 from State Route 4 to Paige Ct.

Funding Sources:
Eligible Funding Source: TBD
Identified Funding Source: None

Project Description:
Watershed 5 drains entirely residential developments north and south of State Route 4 via storm drains. This project will improve the 24" pipe in Watershed 5 from State Route 4 to Paige Court. This is the only deficiency identified in Watershed 5. These improvement were identified in the July 1999, *Stormwater Management Plan* as conduit 5053. This project includes 212' of pipe improvements.

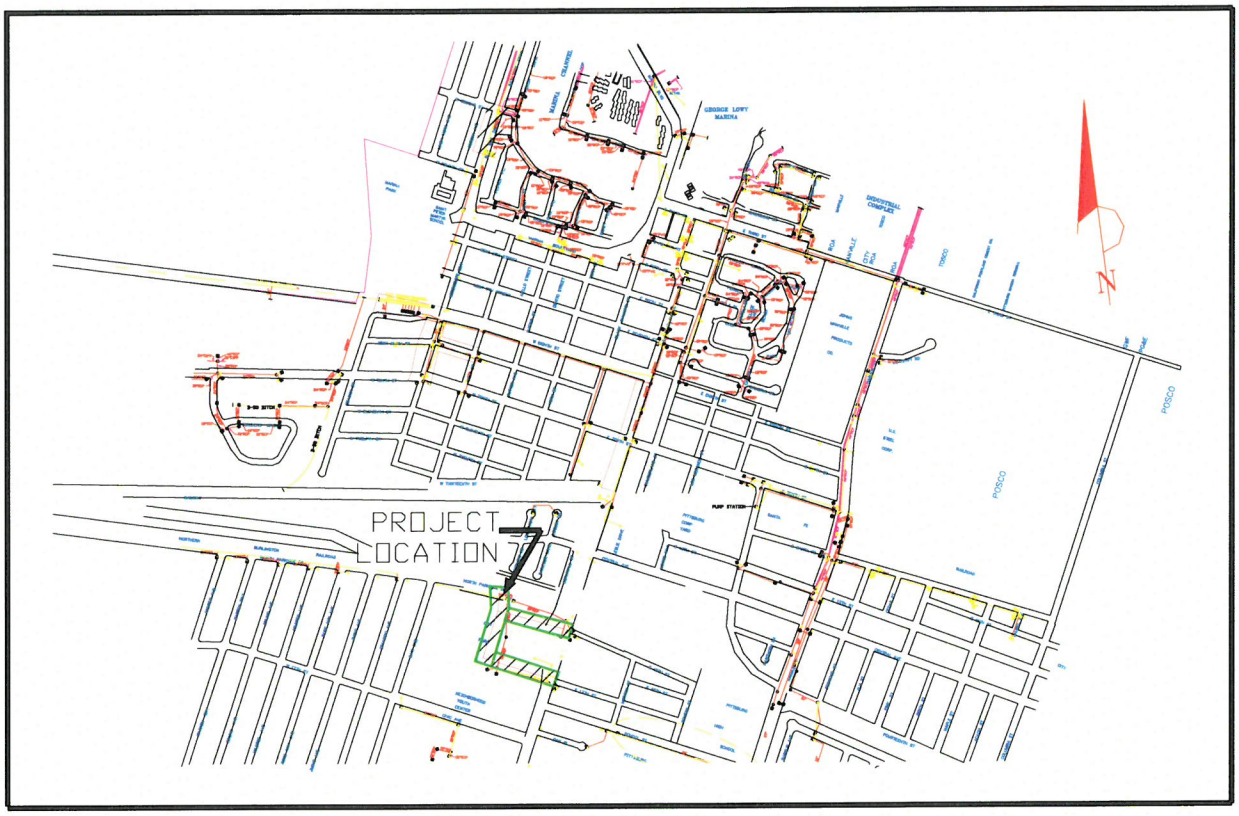

SD-26: WATERSHED 6 (City Park Storm Drain)

Project No.
TBD

Status:
Awaiting funding/Evaluating needs.

Estimated Project Cost:
$600,000

Project Limits:
Watershed 6 in City Park

Funding Sources:
Eligible Funding Source: TBD
Identified Funding Source: None

Project Description:
Watershed 6 encompasses downtown Pittsburg and includes two areas, downtown Pittsburg and just south of State Route 4. This project will improve undersized pipes in Watershed 6 in City Park. These improvement were identified in the July 1999, *Stormwater Management Plan* as conduits 6313, 6315, and 6317. This project includes 1,926' of pipe improvements.

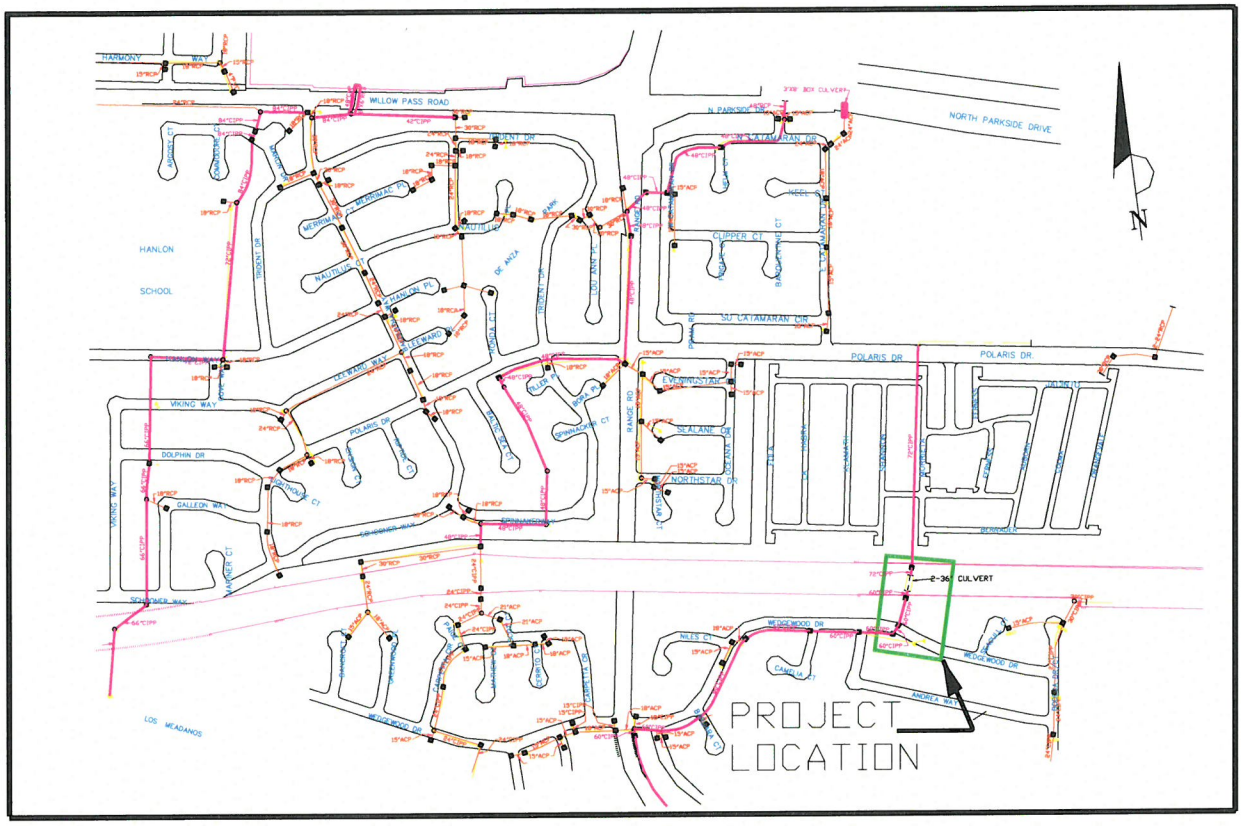

SD-27: WATERSHED 6 (State Route 4 to Andrea Way)

Project No.
TBD

Status:
Awaiting funding

Estimated Project Cost:
$90,000

Project Limits:
State Route 4 to Andrea Way

Funding Sources:
Eligible Funding Source: TBD
Identified Funding Source: None

Project Description:
Watershed 6 encompasses downtown Pittsburg and includes two areas, downtown Pittsburg and just south of State Route 4. This project will improve undersized pipes and channels in Watershed 6 from State Route 4 to Andrea Way. These improvement were identified in the July 1999, *Stormwater Management Plan* as conduit 6361. This project includes 271' of pipe improvements.

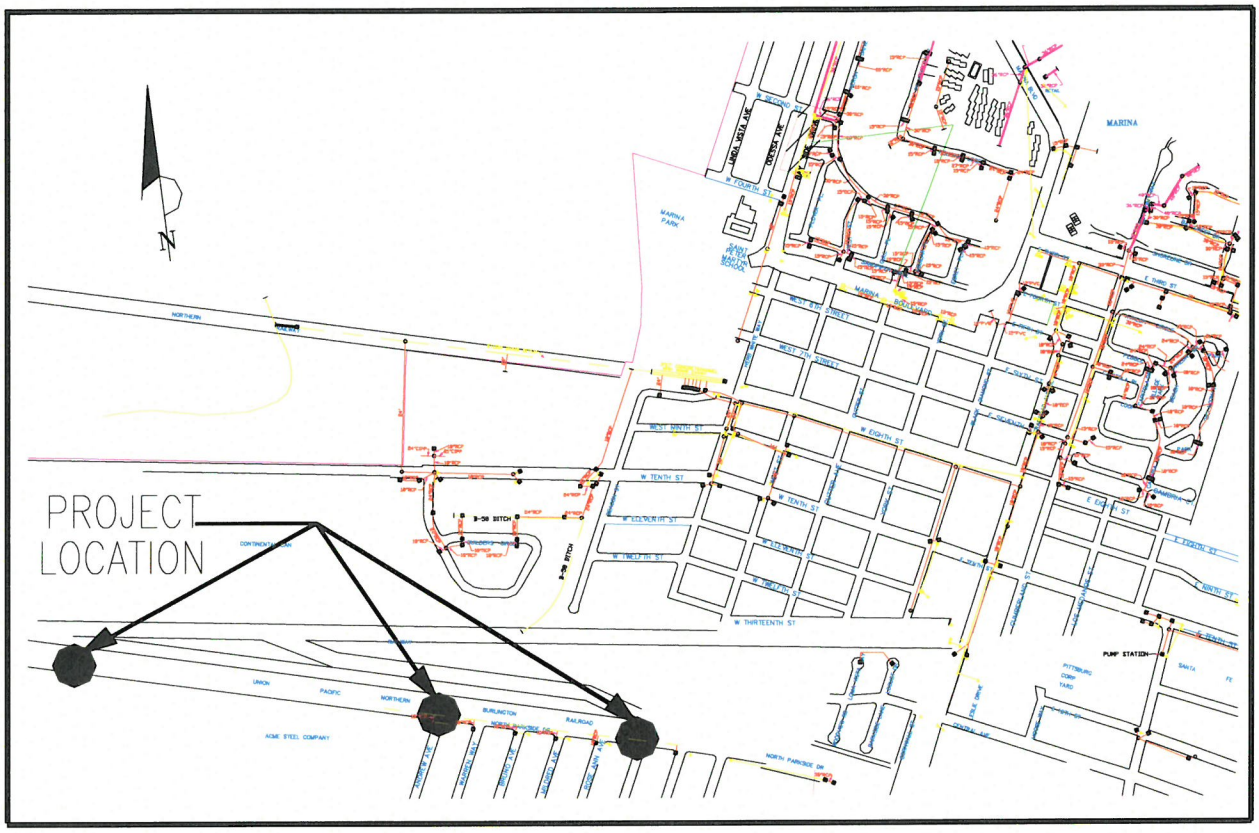

SD-28: WATERSHED 6 (Parkside Drive Storm Drain)

Project No.
TBD

Status:
Awaiting funding/Evaluating needs.

Estimated Project Cost:
$85,000

Project Limits:
Watershed 6 from North Parkside Drive to Rose Ann Ave and east of Cannery Ave.

Funding Sources:
Eligible Funding Source: TBD
Identified Funding Source: None

Project Description:
Watershed 6 encompasses downtown Pittsburg and includes two areas, downtown Pittsburg and just south of State Route 4. This project will improve undersized pipes in Watershed 6 along North Parkside Drive. These improvement were identified in the July 1999, *Stormwater Management Plan* as conduits 6341, 6405, 6421, and 6451. This project includes 180' of pipe improvements and 70' of channel improvements.

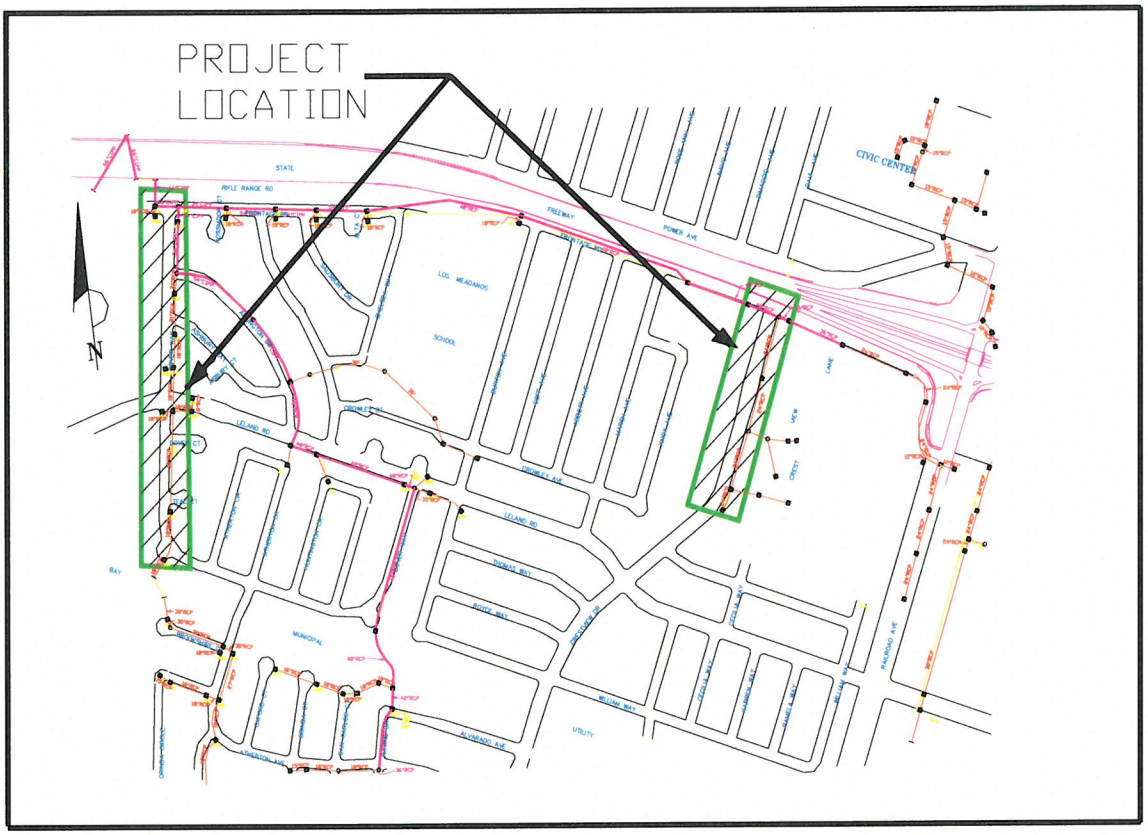

SD-29: WATERSHED 6 (Dover Way Storm Drain)

Project No.
TBD

Status:
Awaiting funding/Evaluating needs.

Estimated Project Cost:
$980,000

Project Limits:
Watershed 6 Dover Way

Funding Sources:
Eligible Funding Source: TBD
Identified Funding Source: None

Project Description:
Watershed 6 encompasses areas in downtown Pittsburg and just south of State Route 4. This project will improve undersized pipes in Watershed 6 on Dover Way and Crestview. These improvement were identified in the July 1999, *Stormwater Management Plan* as conduits 6481, 6491, 6493, 6503, 6505, 6507, and 6509. This project includes 3,426' of pipe improvements.

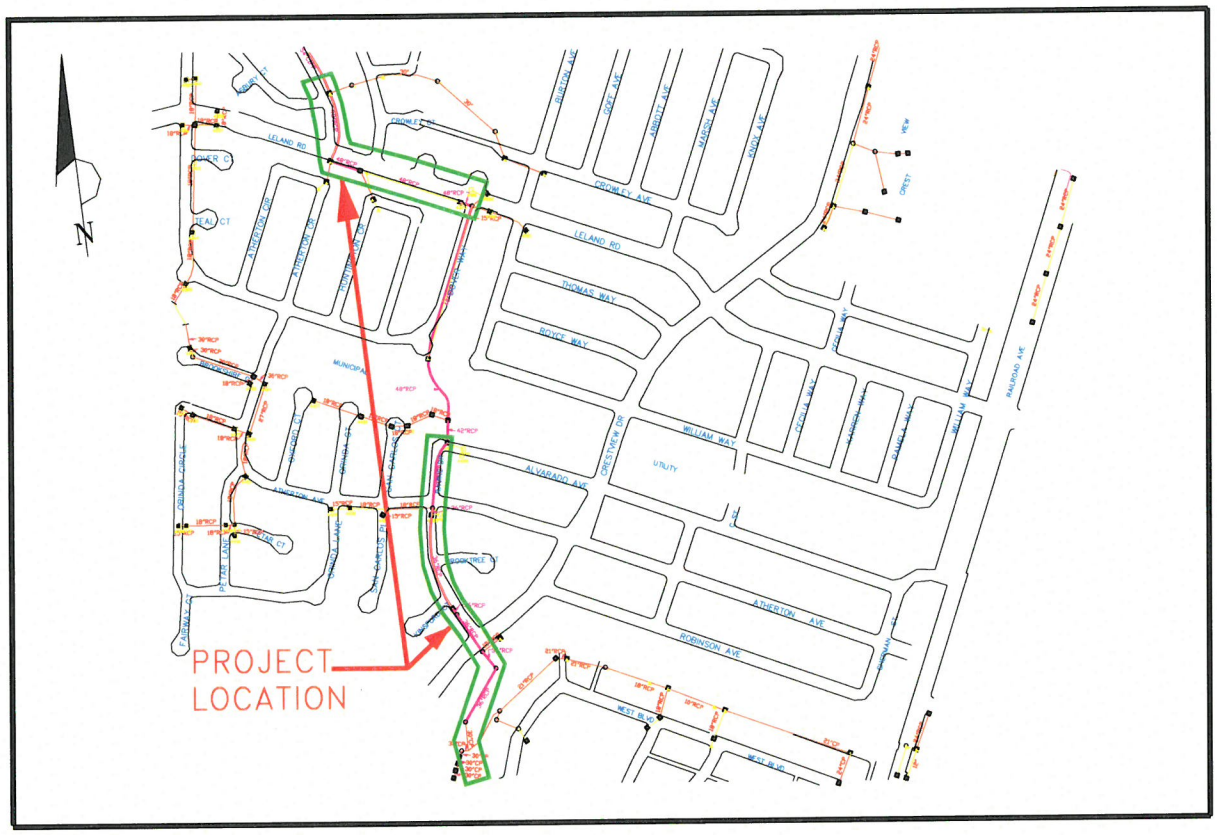

SD-30: WATERSHED 6 (West Leland Road/Arlington Drive to Kingston Place/Crestview Drive)

Project No.
TBD

Status:
Awaiting funding/Evaluating needs.

Estimated Project Cost:
$1,250,000

Project Limits:
Watershed 6 West Leland Road/Arlington Drive to Kingston Place/Crestview Drive

Funding Sources:
Eligible Funding Source: TBD
Identified Funding Source: None

Project Description:
Watershed 6 encompasses downtown Pittsburg and an area just south of State Route 4. This project will improve undersized pipes in Watershed 6 Arlington Drive to Kingston Place. These improvement were identified in the July 1999, *Stormwater Management Plan* as conduits 6541, 6545, 6547, 6548, 6549, and 6551. This project includes 4,023' of pipe improvements.

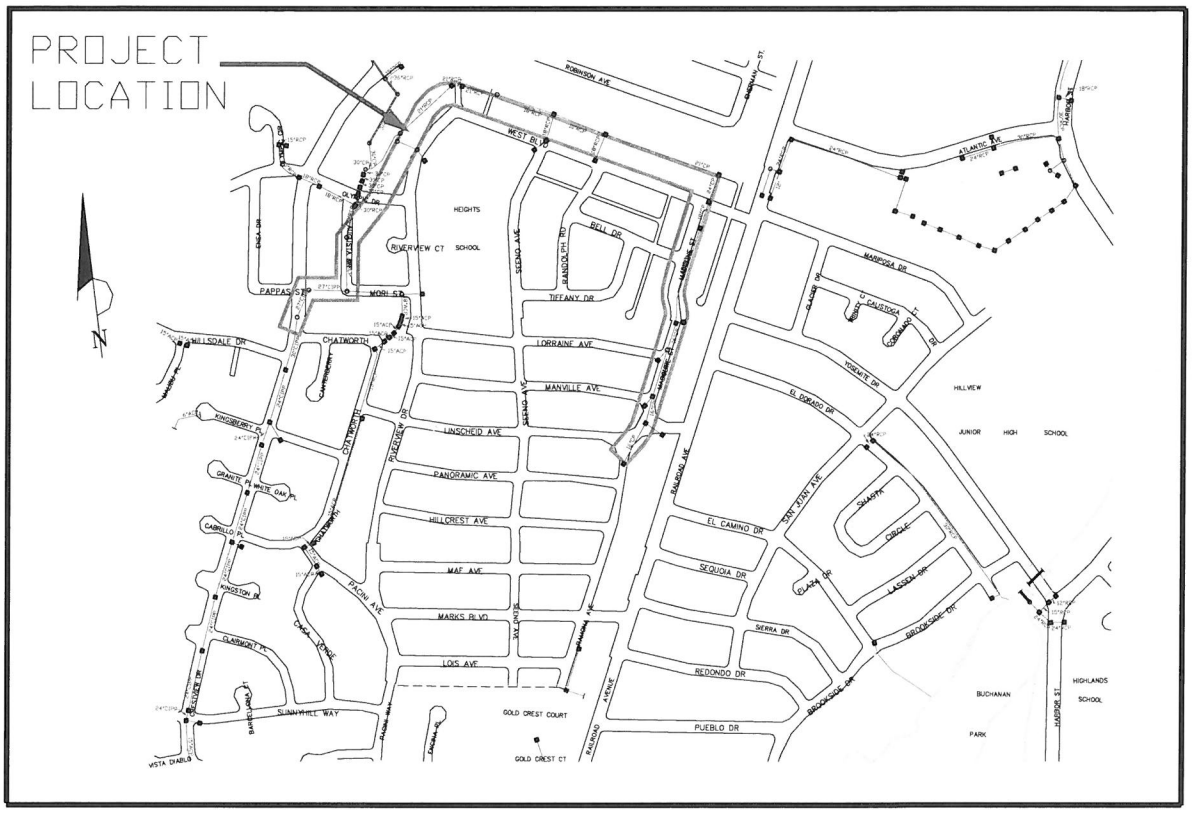
PROJECT
LOCATION
N
WEST BLVD
ROBINSON AVE
ATLANTIC AVE
RIVERVIEW CT
SCHOOL
HEIGHTS
BELL DR
TIFFANY DR
MARIPOSA DR
PAPPAS ST
MOHR ST
CHATWORTH
LORRAINE AVE
MANVILLE AVE
LINSCHEID AVE
PANORAMIC AVE
HILLCREST AVE
MAE AVE
MARKS BLVD
LOIS AVE
GOLD CREST COURT
GOLD CREST CT
PUEBLO DR
EL CAMINO DR
SEQUOIA DR
SIERRA DR
REDONDO DR
YOSEMITE DR
EL DORADO DR
HILLVIEW
JUNIOR HIGH SCHOOL
SAN JUAN AVE
SHASTA DRIVE
LASSEN DR
GROVE SIDE CT
BUCHANAN PARK
HIGHLANDS SCHOOL
HARBOR ST
SUNNYHILL WAY
VISTA DIABLO
PAOM AVE
CRESTVIEW DR
MILLSDALE DR
KINGSBERRY PL
GRANITE PL
WHITE OAK PL
CABRILLO PL
KINGSTON PL
GLASBURY PL
CLOVER DR
LEE CHATWOOD
ANGELA WAY
ZACHARY PL
RAMONA AVE
CHATWORTH
PALISADE DR
SUNRISE DR
MEADOW ST
SUNSET AVE
SANDALWOOD RD
BRANDON AVE
BAHAMA AVE
CAMBRIDGE
CAMBRIDGE PL
CRESTVIEW DR
CRESTVIEW CT
DELLA DR
PAPPAS ST
MOHR ST
CRESTVIEW DR
CRESTVIEW CT
CRESTVIEW DR
CRESTVIEW CT
CRESTVIEW DR
CRESTVIEW CT

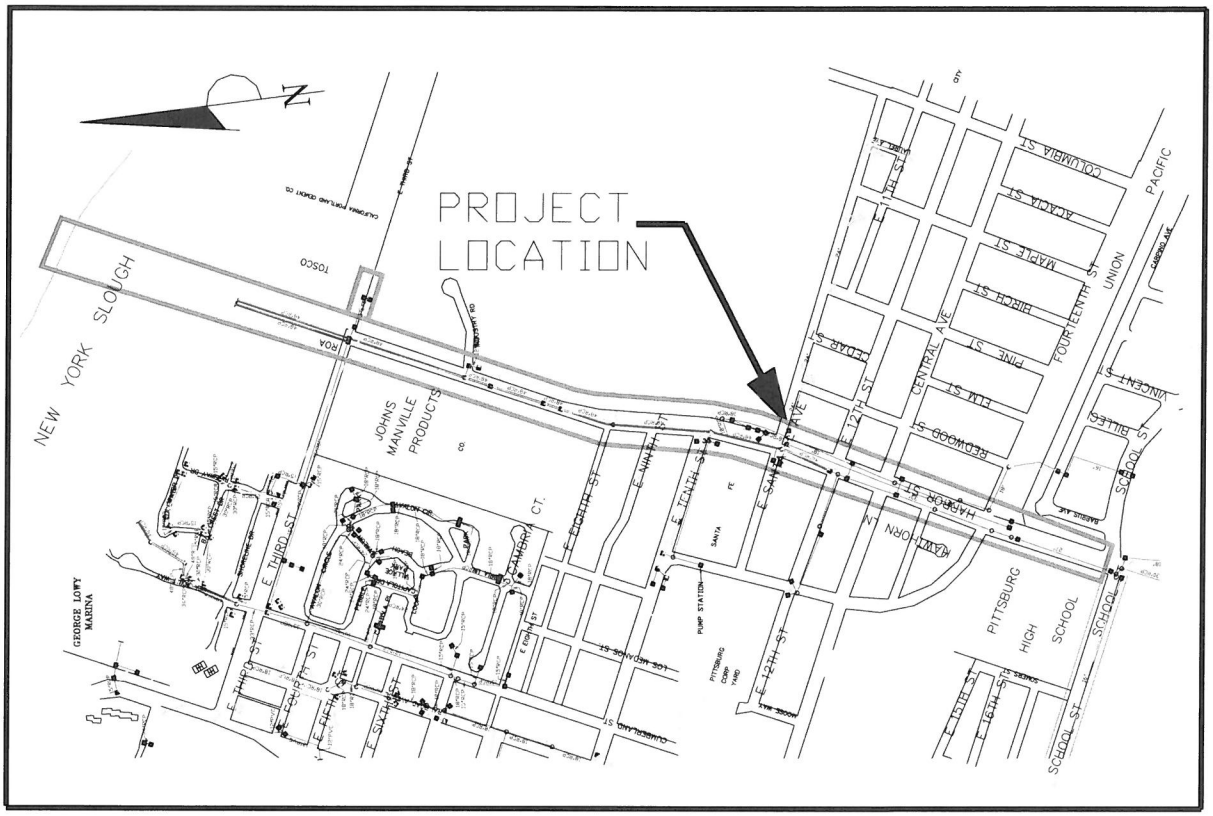

SD-32: WATERSHED 6 (On Harbor Street from river outfall to School Street)

Project No.
TBD

Status:
Awaiting funding/Evaluating needs

Estimated Project Cost:
$1,225,000

Project Limits:
Watershed 6 on Harbor Street from the river outfall to School Street.

Funding Sources:
Eligible Funding Source: TBD
Identified Funding Source: None

Project Description:
Watershed 6 encompasses downtown Pittsburg and an area just south of State Route 4. This project will improve undersized pipes in Watershed 6 on Harbor Street from the river outfall to School Street . These improvement were identified in the July 1999, *Stormwater Management Plan* as conduits 6003, 6005, 6007, 6011, 6013, 6015, 6019, 6023, and 6043. This project includes 4,992' of pipe improvements.

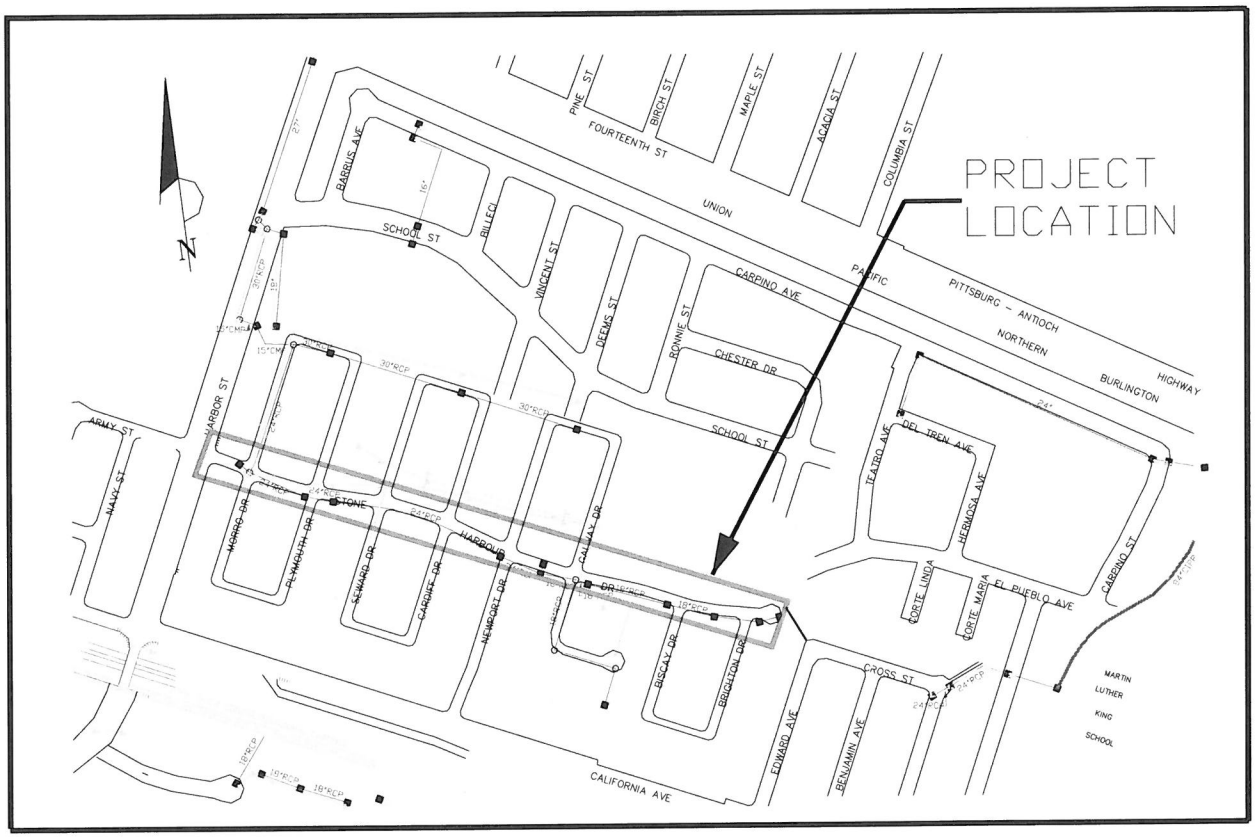

SD-33: WATERSHED 6 (Stone Harbour Drive/Morro Drive to Brighton Drive)

Project No.
TBD

Status:
Awaiting funding/Evaluating needs.

Estimated Project Cost:
$440,000

Project Limits:
Watershed 6 on Stone Harbour Drive from Morrow Drive to Brighton Drive

Funding Sources:
Eligible Funding Source: TBD
Identified Funding Source: None

Project Description:
Watershed 6 encompasses downtown Pittsburg and an area just south of State Route 4. This project will improve undersized pipes in Watershed 6 on Stone Harbour Drive from Morro Drive to Brighton Drive. These improvement were identified in the July 1999, *Stormwater Management Plan* as conduits 6054, 6055, and 6057. This project includes 1,793' of pipe improvements.

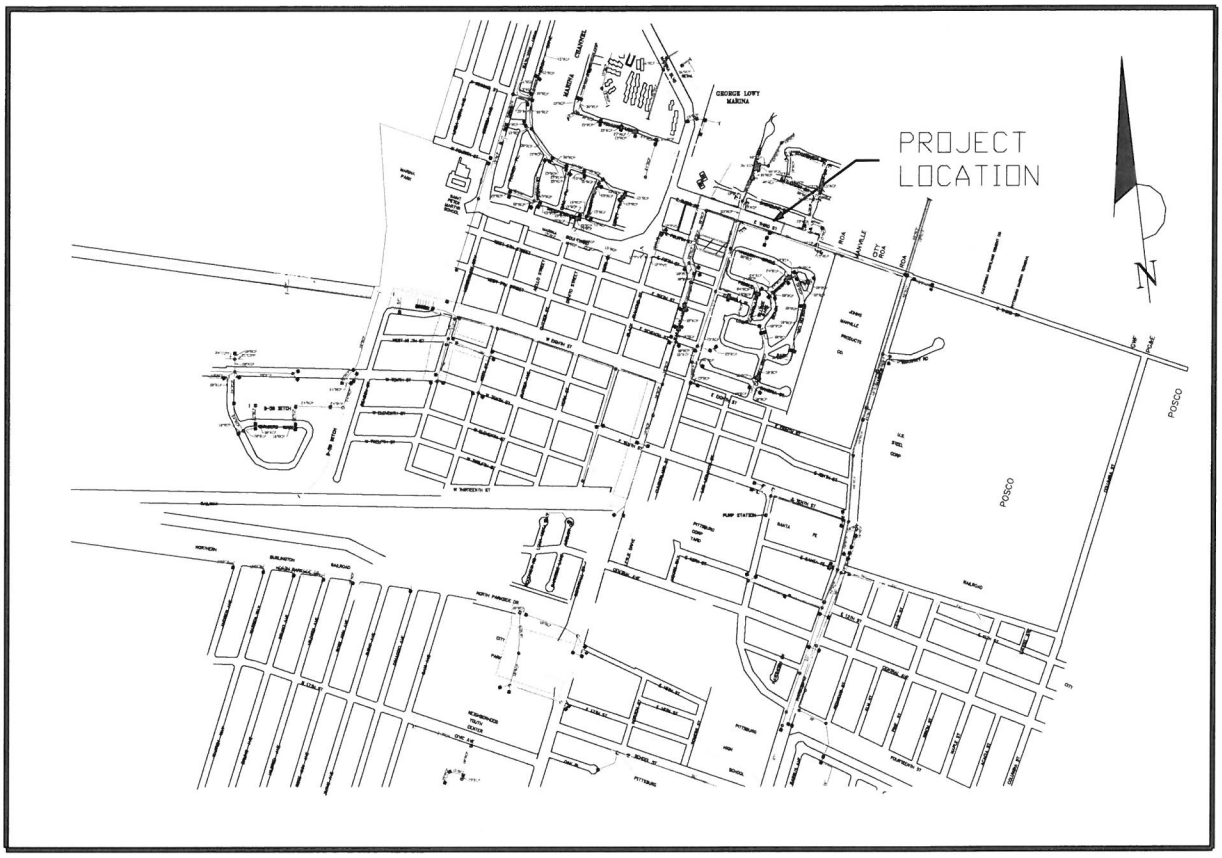

SD-34: WATERSHED 6 (East Third Street from Railroad Avenue Cumberland Street and Railroad Ave from 7th Street to 3rd Street)

Project No.
TBD

Status:
Awaiting funding/Evaluating needs.

Estimated Project Cost:
$510,000

Project Limits:
Watershed 6 Downtown Area

Funding Sources:
Eligible Funding Source: TBD
Identified Funding Source: None

Project Description:
Watershed 6 encompasses downtown Pittsburg and an area just south of State Route 4. This project will improve undersized pipes in Watershed 6 in the downtown area. These improvement were identified in the July 1999, *Stormwater Management Plan* as conduits 6109, 6111, 6113, and 6115. This project includes 2,061' of pipe improvements.

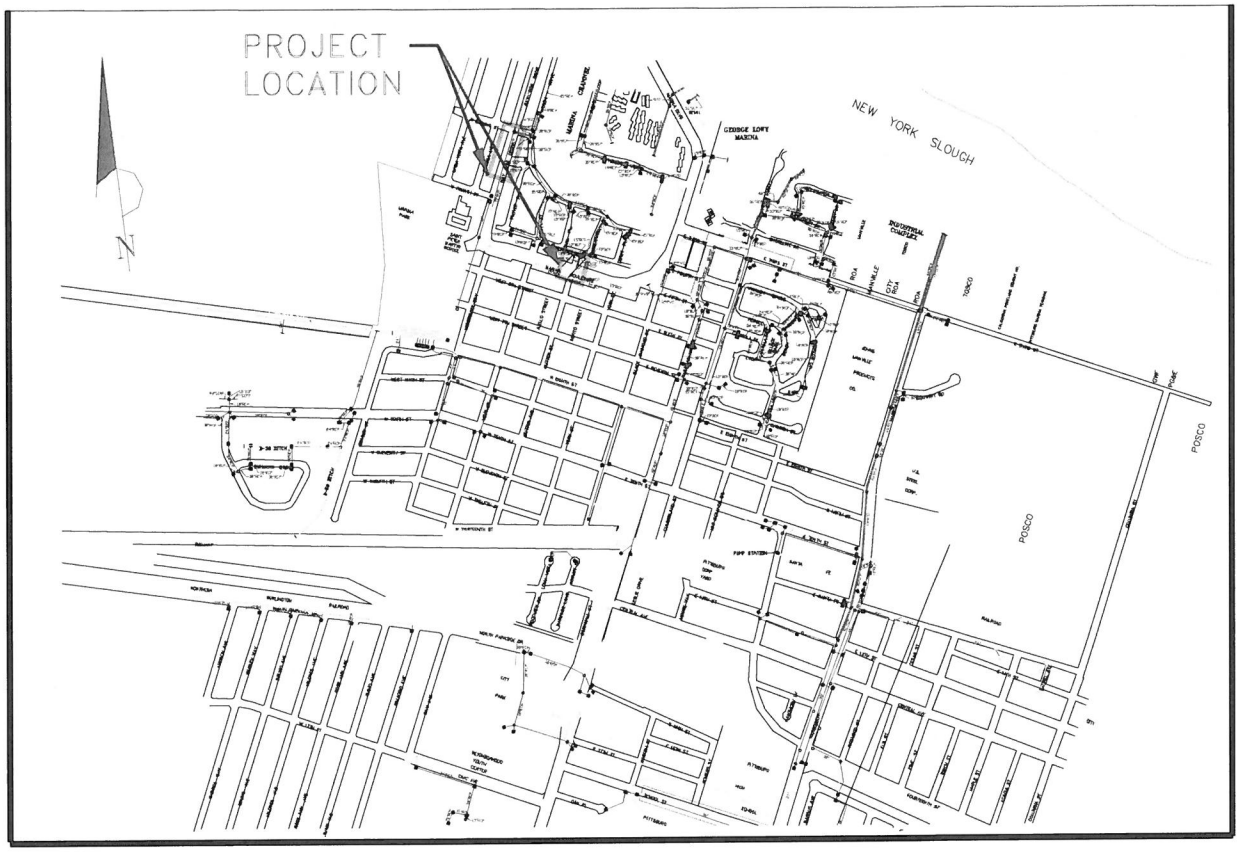

SD-35: WATERSHED 6 (Marina Blvd and Bayside Drive)

Project No.
TBD

Status:
Awaiting funding/Evaluating needs.

Estimated Project Cost:
$150,000

Project Limits:
Watershed 6 on Marina Blvd and Bayside Drive

Funding Sources:
Eligible Funding Source: TBD
Identified Funding Source: None

Project Description:
Watershed 6 encompasses downtown Pittsburg and an area just south of State Route 4. This project will improve undersized pipes in Watershed 6 on Marina Blvd and Bayside Drive. These improvement were identified in the July 1999, *Stormwater Management Plan* as conduits 6165 and 6207. This project includes 593' of pipe improvements.

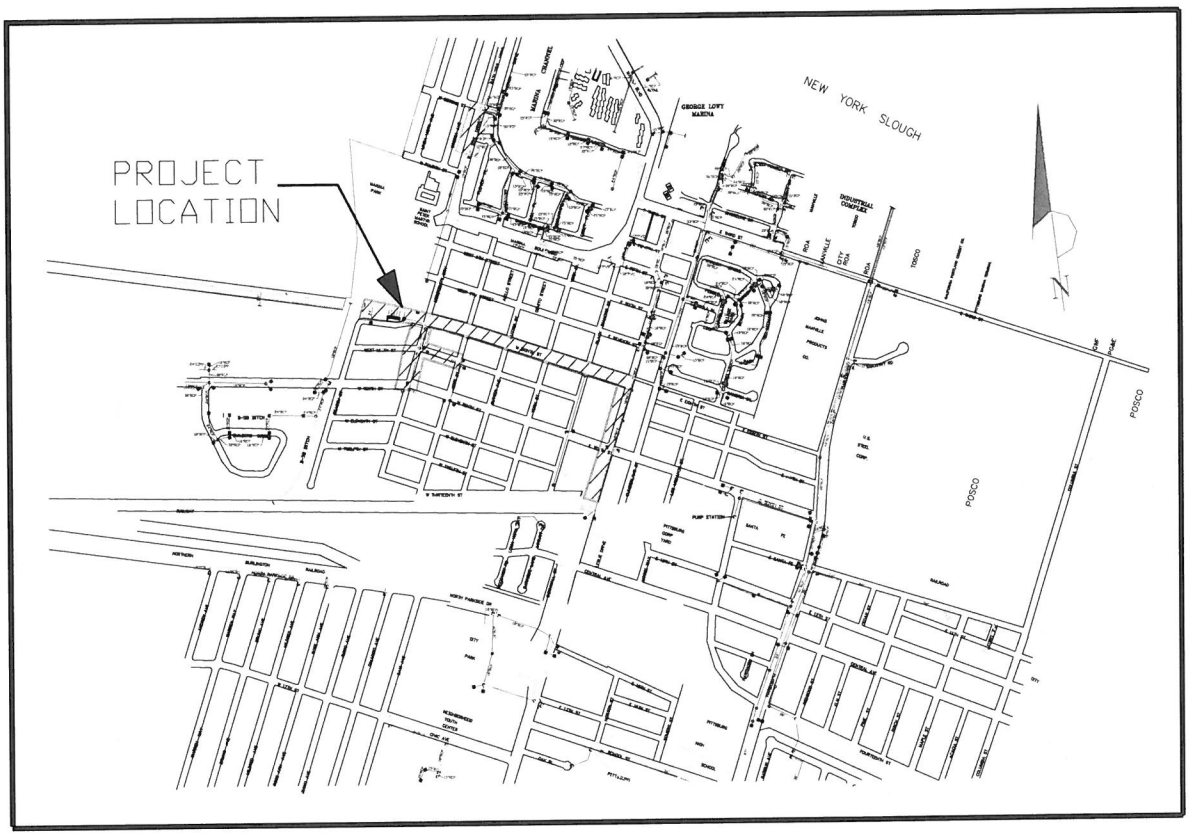

SD-36: WATERSHED 6 (8th Street/Railroad Avenue to 8th Street Outfall at Montezuma Slough)

Project No.
TBD

Estimated Project Cost:
$1,000,000

Status:
Awaiting funding/Evaluating needs.

Project Limits:
Watershed 6 Eight Street from Herb White Way/Montezuma to Railroad Avenue

Funding Sources:
Eligible Funding Source: TBD
Identified Funding Source: None

Project Description:
Watershed 6 encompasses downtown Pittsburg and includes two areas, downtown Pittsburg and just south of State Route 4. This project will improve undersized pipes in Watershed 6 along West Eighth Street and Herb White Way. These improvement were identified in the July 1999, *Stormwater Management Plan* as conduits 6257, 6258, 6260, and 6263. This project includes 2,154' of pipe improvements. This project will also include stormwater controls to redirect surface stormwater runoff to vegetated areas to filter and manage stormwater flow.

PROJECT SITE



SD-37: MONTEZUMA PUMP STATION REPLACEMENT PROJECT

Project No.
TBD

Status:
Design & Permitting

Estimated Project Cost:
$425,000

Project Limits:
North of Willow Pass Road West of BNSF

Funding Sources
Eligible Funding Sources: SOF, KCDF
Identified Funding: none$125,000 SOF, $300,000 KCDF

Project Description:
This project will replace the Montezuma Pump Station.



SD-39 RAILROAD AND CIVIC AVENUE BIORETENTION

Project No.
TBD

Status:
Being Studied

Estimated Project Cost:
$520,000

Project Limits:
Civic Avenue from Center Drive to Railroad Avenue

Funding Sources
Eligible Funding Sources: Proposition 1 grants
Identified Funding: none

Project Description:
Construct vegetated bioretention / swales alongside the northern portion of Civic Avenue at City Park and along Railroad Avenue to receive and treat surface stormwater runoff for treatment.



SD-40 ENVIRONMENTAL CENTER PARKING AREA IMPROVEMENTS

Project No.
TBD

Status:
Being evaluated

Estimated Project Cost:
$780,000

Project Limits:
Environmental Center

Funding Sources
Eligible Funding Sources: Proposition 1 Grant Funds
Identified Funding: none

Project Description:
This project will construct improvements to divert surface stormwater runoff to vegetated bioretention areas.

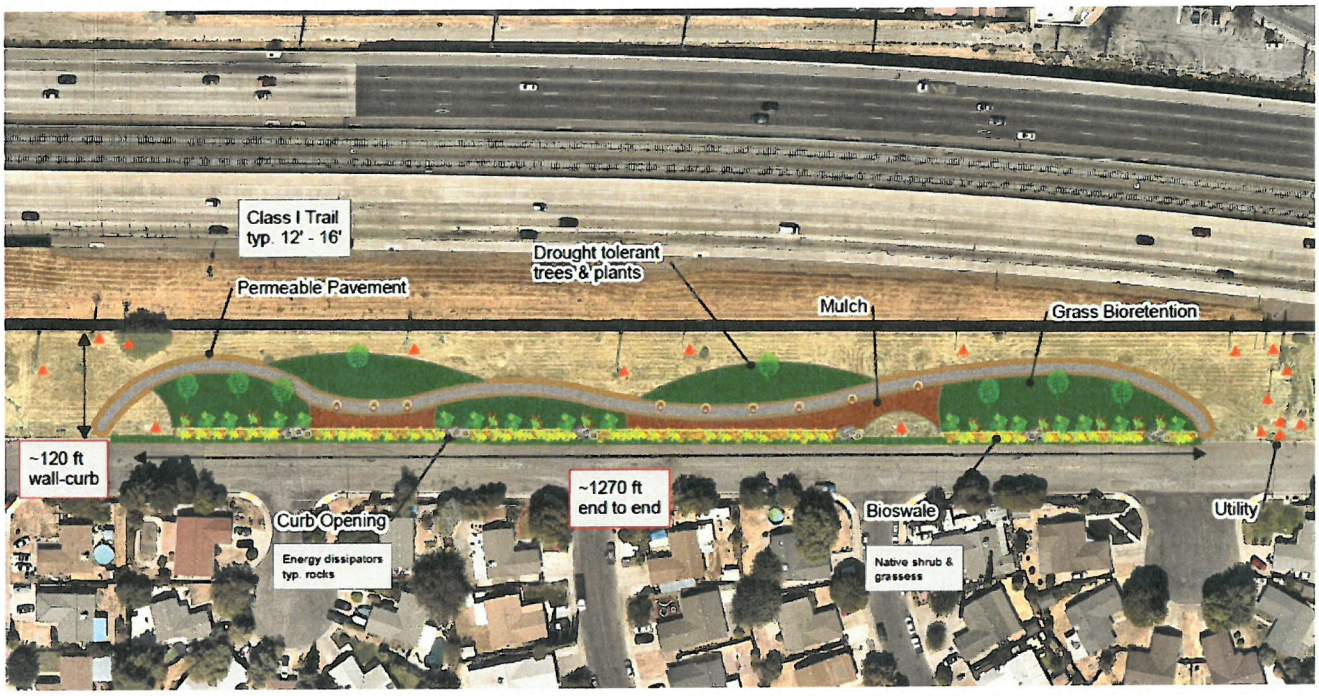

SD-41 FRONTAGE ROAD GREEN PATH

Project No.
TBD

Status:
Being Evaluated

Estimated Project Cost:
$1,300,000

Project Limits:
Frontage Road East of Dover Way

Funding Sources
Eligible Funding Sources: Proposition 1 Grant Funds
Identified Funding: none

Project Description:
Construction of a Class I trail on Frontage Road from Dover Way to the end of the existing pedestrian trail at Chelsea Way. The project will install pathway swales and bioretention features.



SD-42 MARINA PARKING LOT MODIFICATIONS

Project No.
TBD

Status:
Being Studied

Estimated Project Cost:
$650,000

Project Limits:
Parking lot at Marina

Funding Sources
Eligible Funding Sources: Proposition 1 Grants
Identified Funding: none

Project Description:
Construct improvements to parking lot landscaped areas to receive surface stormwater runoff for treatment.



SD-43 CITY PARKING LOT RETROFIT AT PITTSBURG ANTIIOCH HIGHWAY

Project No.
TBD

Status:
Being Evaluated

Estimated Project Cost:
$780,000

Project Limits:
Northeastern corner of Harbor Street and Pittsburg Antioch Highway

Funding Sources
Eligible Funding Sources: Proposition 1 Grant Funds
Identified Funding: none

Project Description:
This project will retrofit the existing surrounding landscaped areas within the existing parking lot, and divert surface stormwater runoff into bioretention or vegetated areas.

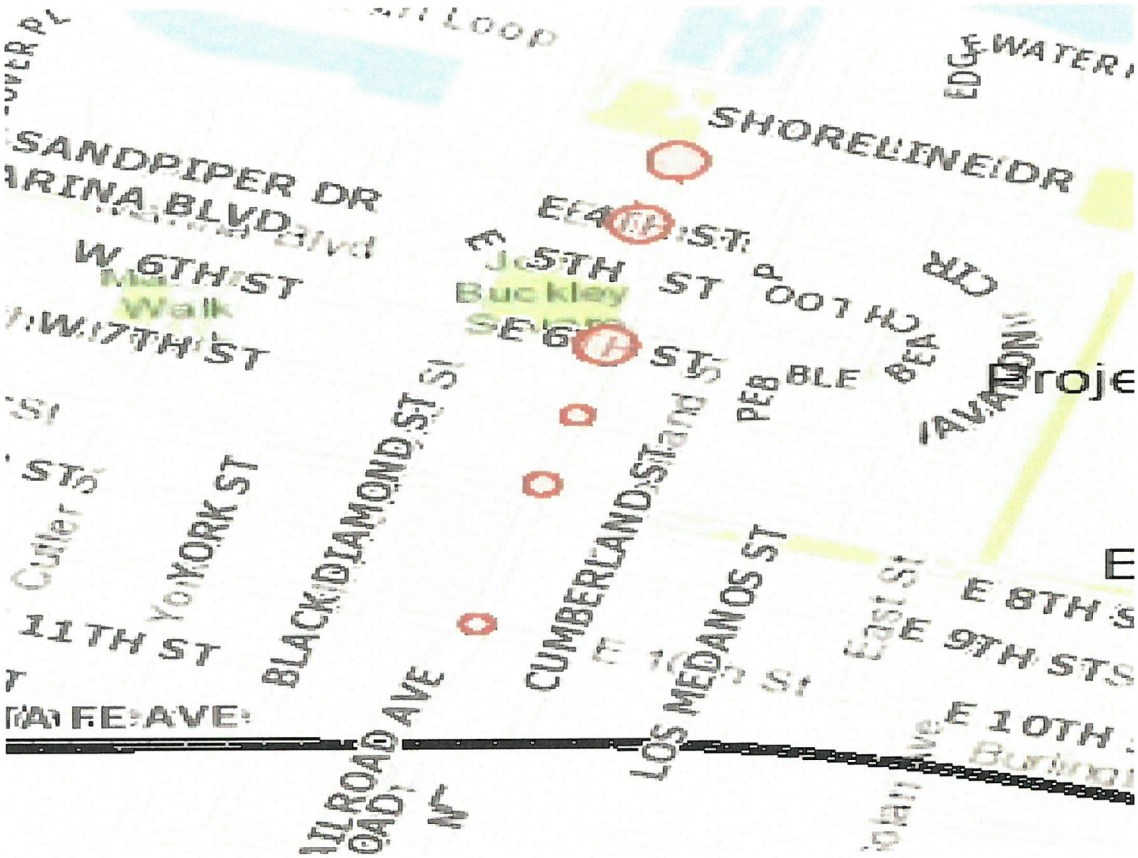

SD-44: RAILROAD AVENUE BULB OUT RETROFIT

Project No.
TBD

Status:
Being studied

Estimated Project Cost:
$1,000,000

Project Limits:
Railroad Avenue From 10th to 3rd Streets

Funding Sources
Eligible Funding Sources: Proposition 1 Stormwater Grants
Identified Funding: none

Project Description:
Retrofit of existing bulb outs at the intersections on Railroad Avenue from 10th street to 3rd street, to receive the surface stormwater runoff from the concrete valley gutters and divert through vegetated treatment areas.



SD-45: RANGE ROAD BIORETENTION

Project No.
TBD

Status:
Being evaluated

Estimated Project Cost:
$910,000

Project Limits:
End of Range Road, south of State Route 4

Funding Sources
Eligible Funding Sources: Proposition 1 Stormwater Grants
Identified Funding: none

Project Description:
Construct roadway bioretention improvements at the end of Range Road to receive roadway stormwater runoff for treatment, and neighborhood greenway feature.



SD-46 RIVERVIEW PARK GREEN INFRASTRUCTURE IMPROVEMENTS

Project No.
TBD

Status:
Being Evaluated

Estimated Project Cost:
$780,000

Project Limits:
Riverview Park

Funding Sources
Eligible Funding Sources: Proposition 1 Grant Funding
Identified Funding: none

Project Description:
The project will incorporate vegetated swales and bioretention areas to receive surface stormwater runoff from adjacent roadway and parking areas.



SD-47 AMERICANA PARK DETENTION BASIN AND DRAINAGE RETROFITS

Project No.
TBD

Status:
Preliminary Design

Estimated Project Cost:
$800,000

Project Limits:
Americana Park and North Parkside Drive

Funding Sources
Proposition 1 Implementation Grant, Developer Contribution

Project Description:
This project will retrofit the undersized detention basin at Americana Park, to create a bioretention basin to accommodate adjacent surface runoff flow and improving landscaped portion of the City's right of way along North Parkside Drive.



SD-48 WILLOW PASS ROAD ROADWAY BIORETENTION

Project No.
TBD

Status:
Awaiting funding

Estimated Project Cost:
$550,000

Project Limits:
Willow Pass Road,

Funding Sources: Stormwater Grants
Identified Funding Sources: none

Project Description:

Construct 3,000 linear feet of bioswales on the north and south sides of Willow Pass Road to treat surface stormwater runoff from the adjacent roadway.

BUILDING PROJECTS



B-2: CORPORATION YARD FUELING SYSTEM REPLACEMENT

Project No.
TBD

Status:
Funding for FY19/20

Estimated Project Cost:
$400,000

Project Limits:
357 East 12th Street- Corporation Yard

Funding Sources
Eligible Funding Sources: State Grants, Dept Budgets that use Vehicles and Equipment
Identified Funding: Building & Fleet Maintenance

Project Description:
The fleet fueling system at the Corporation Yard is out of compliance per State regulatory requirements and needs major upgrades including new piping, fueling island, single wall tank replacement with above ground tanks, new dispensers, island cover and new Concrete pad.

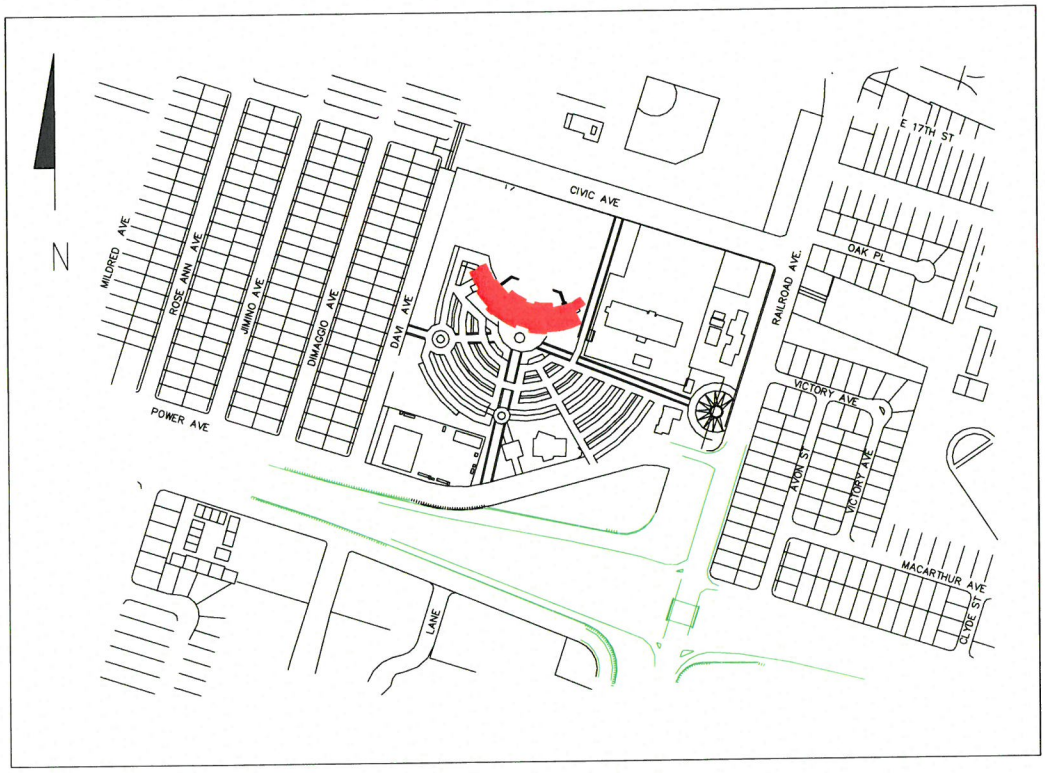

B-5: POLICE EVIDENCE & INTAKE ROOM IMPROVEMENT PROJECT

Project No.
TBD

Status:
Preliminary Design

Estimated Project Cost:
$350,000

Project Limits:
Police Department, Pittsburg City Hall

Funding Sources
Eligible Funding Sources: General Fund, Grants
Identified Funding: $100,000 Building Maintenance Fund

Project Description:
Design, renovation of existing office and storage spaces, including installation of equipment and modifications to mechanical, plumbing and electrical systems to allow the more efficient use of space for evidence processing (intake room) and storage in compliance with applicable codes, regulations and best practices for law enforcement investigation and safety.

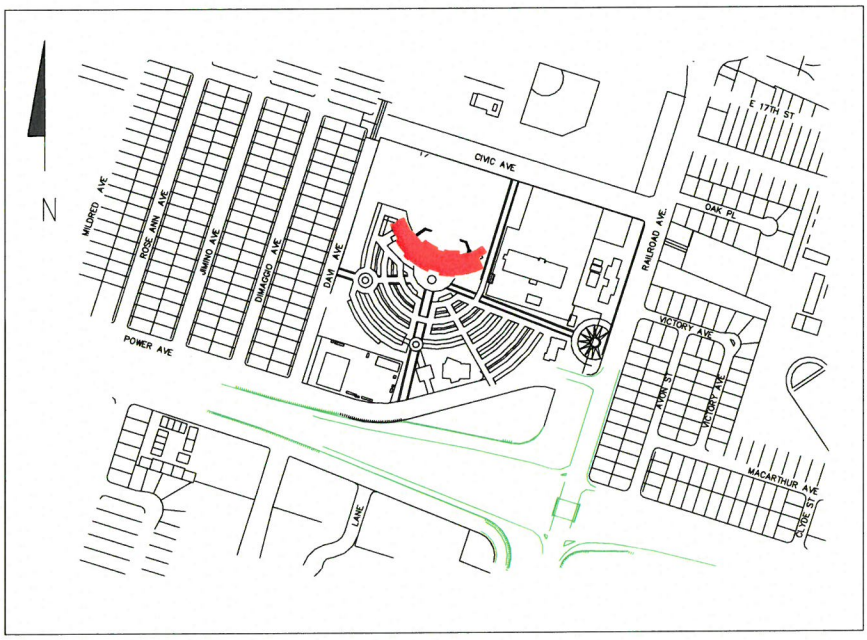

B-6: POLICE EVIDENCE STORAGE BUILDING

Project No.
TBD

Status:
Conceptual

Estimated Project Cost:
To Be Determined (TBD)

Project Limits:
Vicinity of Pittsburg City Hall

Funding Sources
Eligible Funding Sources: General Fund, Grants
Identified Funding:

Project Description:
Design and construction of evidence storage building, including plumbing, electrical, ventilation and security components for the processing and storage of evidence for the Pittsburg Police Department. Building components must comply with various codes, regulations and best practices for law enforcement investigation and safety.

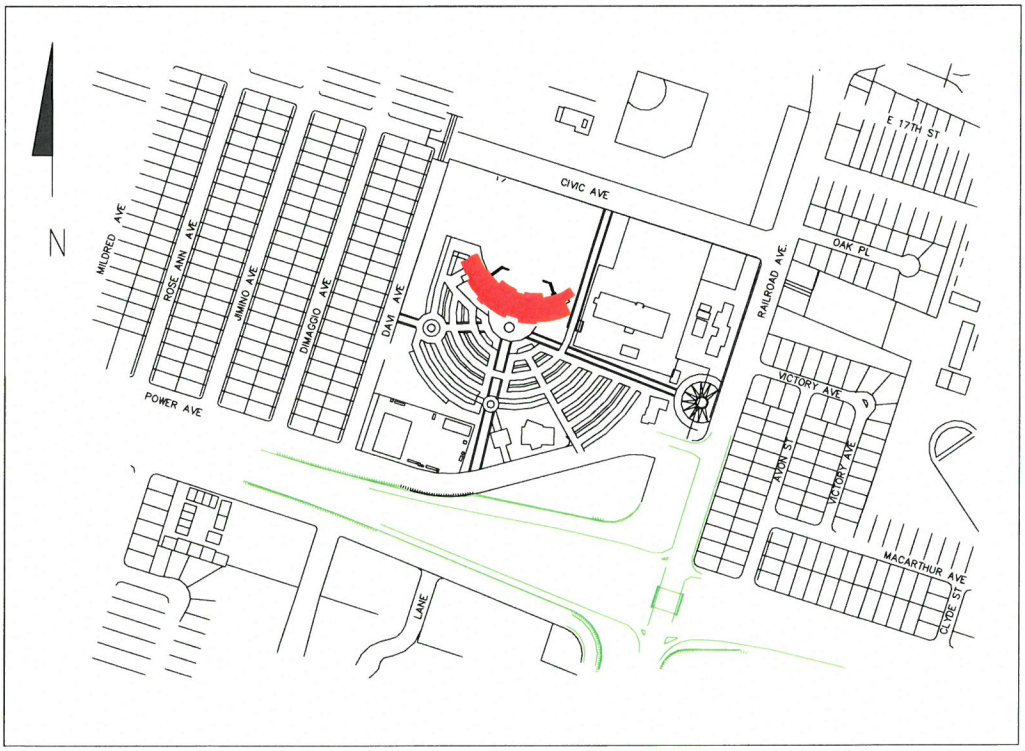

B-7: CIVIC CENTER REPAIR

Project No.

Status:
2019/20 Allocation $40,000

Estimated Project Cost:
$120,000

Project Limits:
Civic Center

Funding Sources:
Eligible Funding Source: General Fund Building Maintenance
Identified Funding Source: $40,000 General Fund Building Maintenance

Project Description:
This project will complete major repair projects for the Civic Center that come up including HVAC repair and carpet. These funds will be set aside until needed.

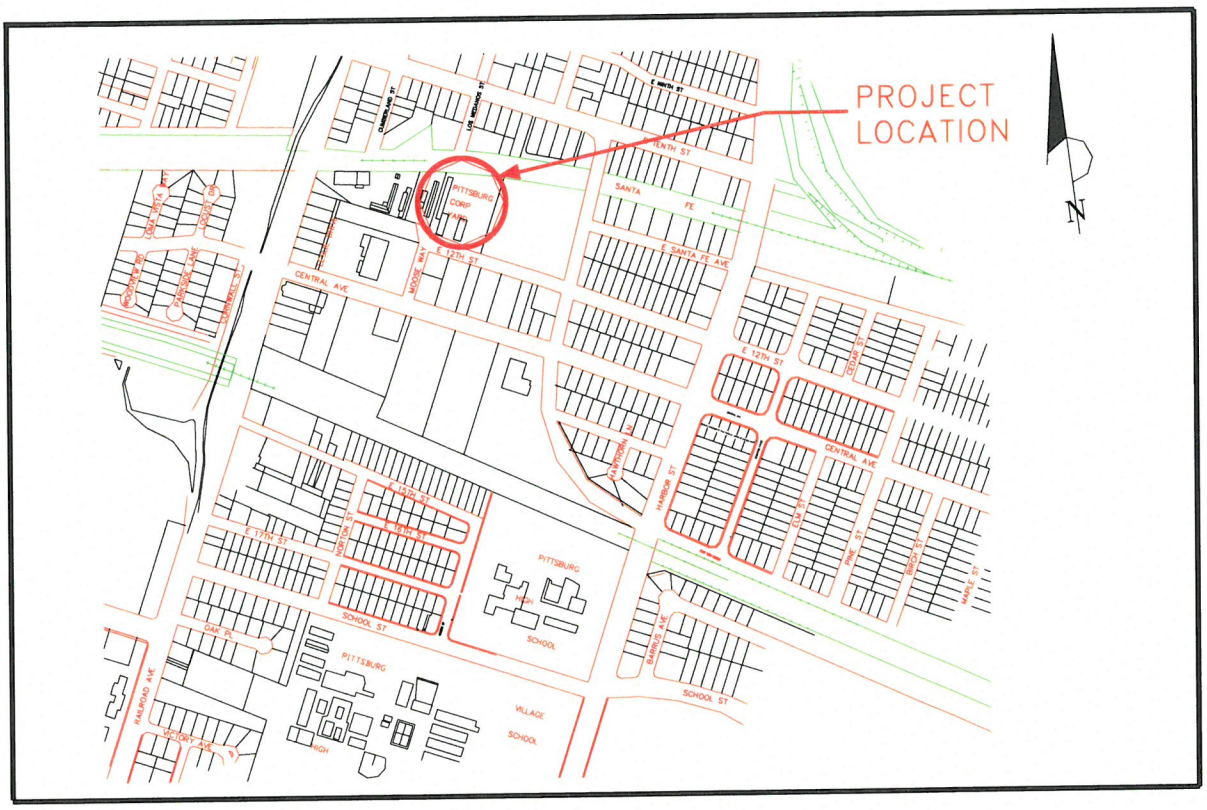

B-12: PURCHASE CORP YARD ANNEX (389 East Twelfth St.)

Project No.
To be determined

Status:
Awaiting funding.

Estimated Project Cost:
$1,650,000

Project Limits:
City Corporation Yard at 357 East 12th Street

Funding Sources:
Eligible Funding Source: TBD
Identified Funding Source: Not funded

Project Description:
This project will involve expansion and an addition of a warehouse at the City's existing maintenance yard.

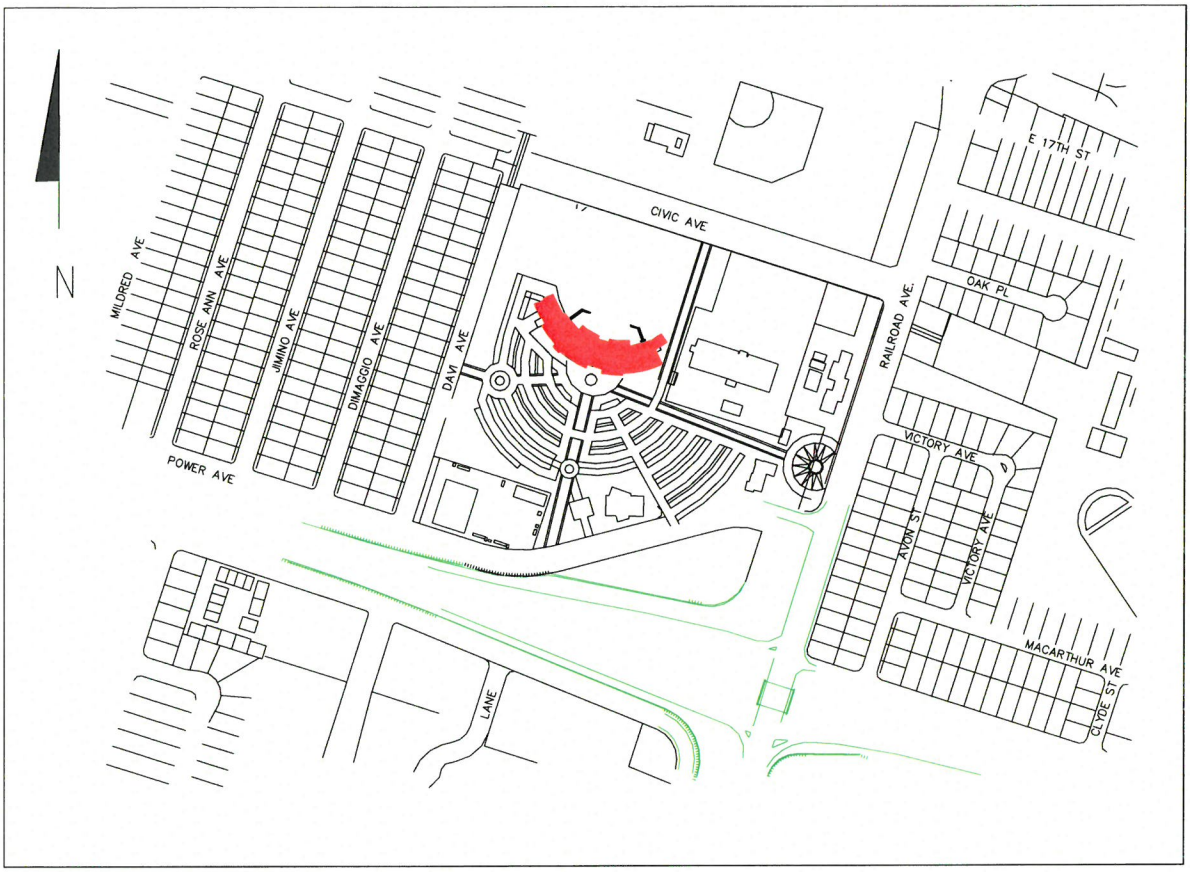

B-52: CIVIC CENTER PARKING STRUCTURE & COURT PARKING

Project No.
To be determined

Status:
Awaiting funding.

Estimated Project Cost:
$5,000,000

Project Limits:
To Be Determined

Funding Sources:
Eligible Funding Source: To Be Determined
Identified Funding Source: None

Project Description:
This project will construct a parking structure near City Hall and the Courthouse for use by both facilities.

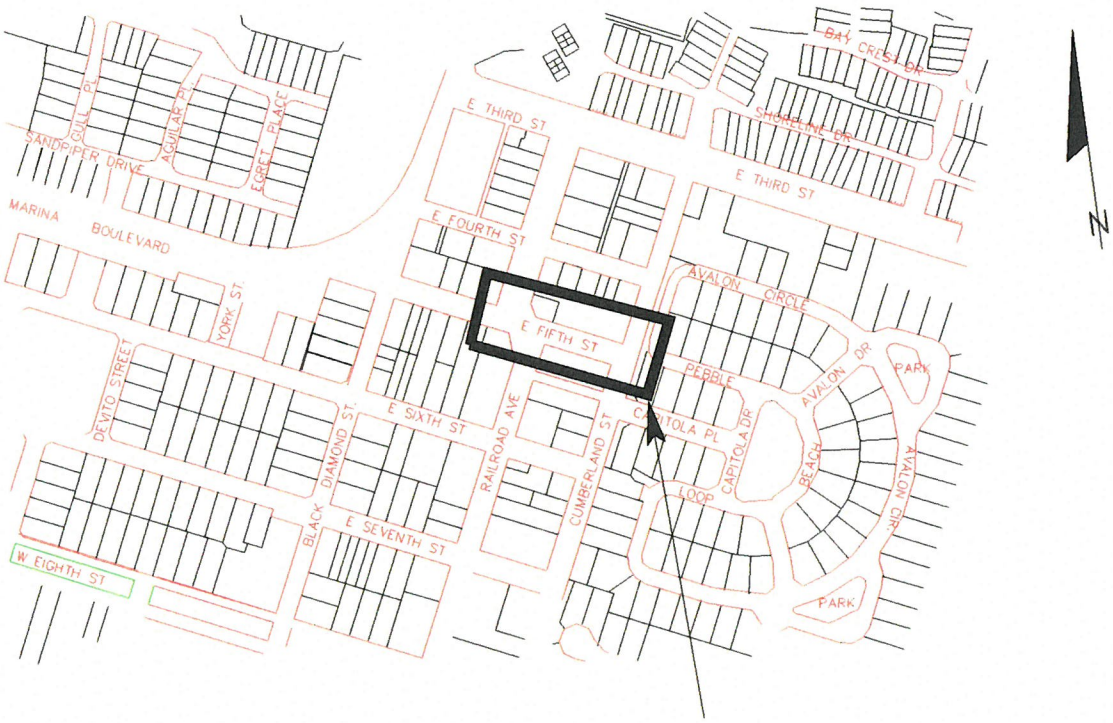

B-53 DOWNTOWN SURFACE PARKING LOT

Project No.
To be determined

Status:
Awaiting funding

Estimated Project Cost:
$1,500,000

Project Limits:
Fifth Street, Cumberland to Railroad Avenue

Funding Sources:
Eligible Funding Source: TBD
Identified Funding Source: None

Project Description:
This project will construct a new parking lot at East 5th Street to increase available parking for the downtown area.

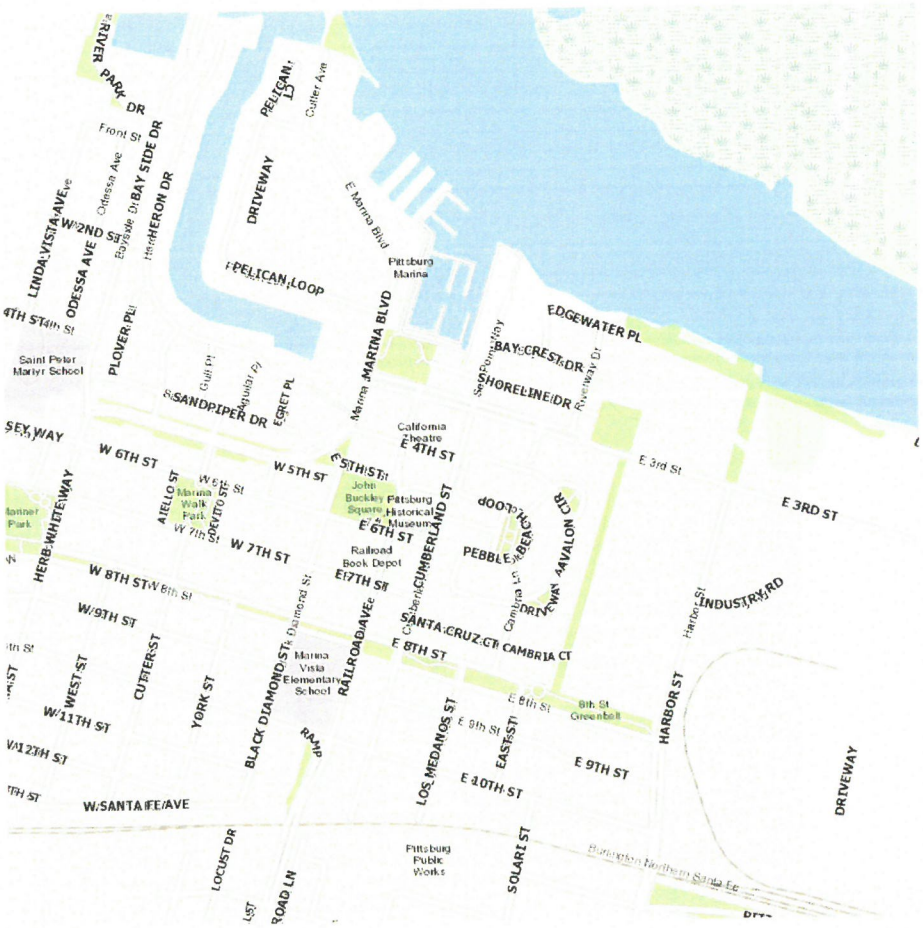

B-54 DOWNTOWN PARKING STRUCTURE

Project No.
To be determined

Status:
Awaiting funding

Estimated Project Cost:
$5,000,000

Project Limits:
To Be Determined

Funding Sources:
Eligible Funding Source: TBD
Identified Funding Source: None

Project Description:
This project will construct a new parking lot at East 5th Street to increase available parking for the downtown area. In addition, bioretention treatment areas will be constructed to treat surface stormwater runoff.

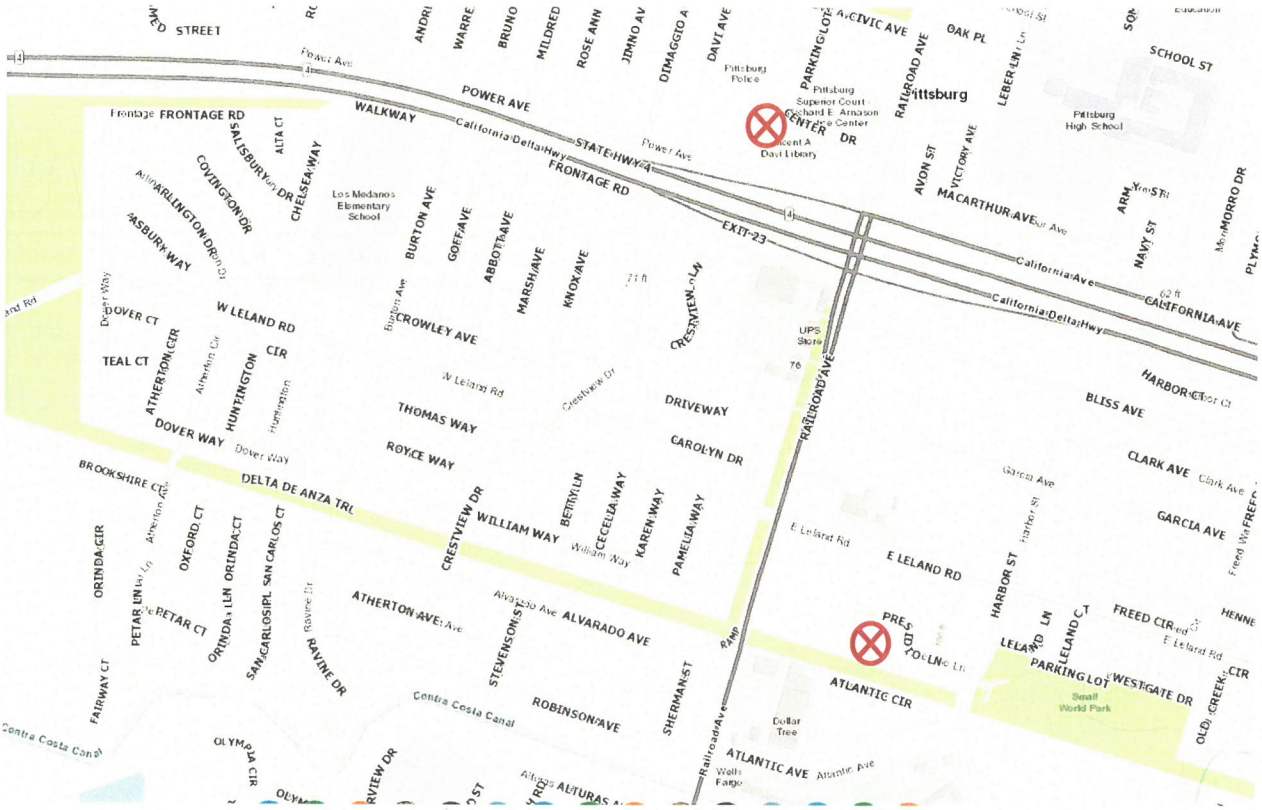

B-55 CIVIC CENTER/SENIOR CENTER EOC UPGRADES

Project No.
TBD

Status:
2019/20 Allocation $80,000

Estimated Project Cost:
$80,000

Project Limits:
Civic Center & Senior Center

Funding Sources:
Eligible Funding Source: General Fund
Identified Funding Source: $80,000 GF

Project Description:
This project will complete required upgrades needed for the City's Emergency Operations Center at both the Civic Center and the Senior Center.

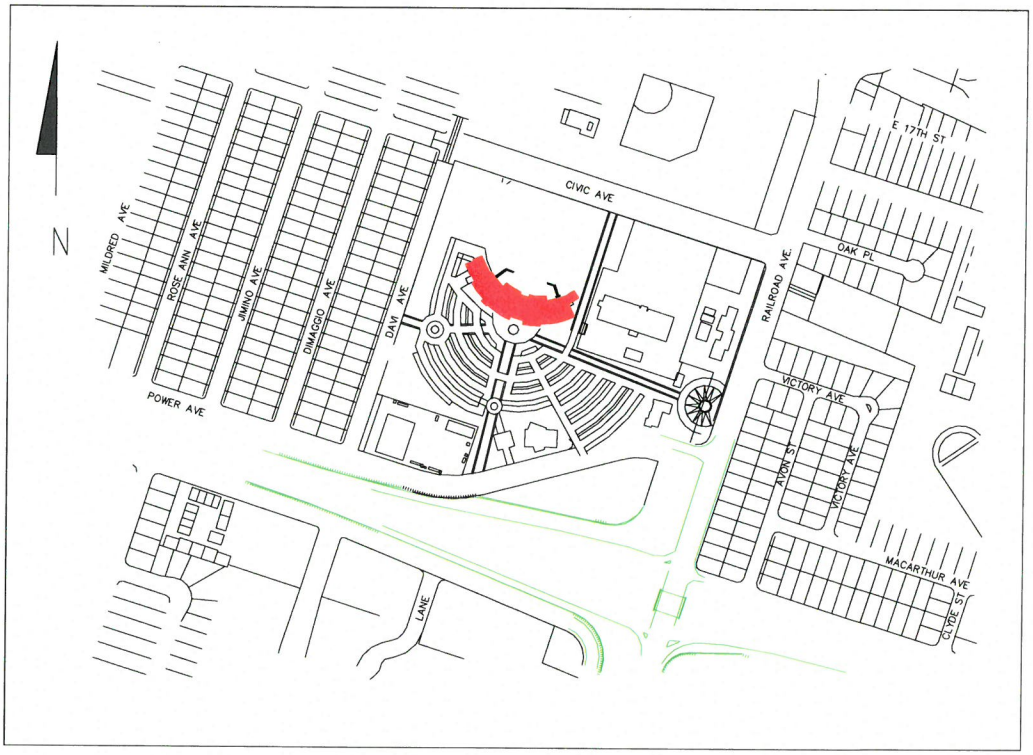

B-56: POLICE DEPARTMENT WOMEN'S LOCKER ROOM EXPANSION

Project No.

Status:
2019/20 Allocation $50,000

Estimated Project Cost:
TBD

Project Limits:
City Hall-PD Women's Locker Room

Funding Sources:
Eligible Funding Source: General Fund Building Maintenance
Identified Funding Source: $50,000 General Fund Building Maintenance

Project Description:
This project will expand the women's locker room at City Hall. Current funds allocated will begin design of this project.

PARK PROJECTS

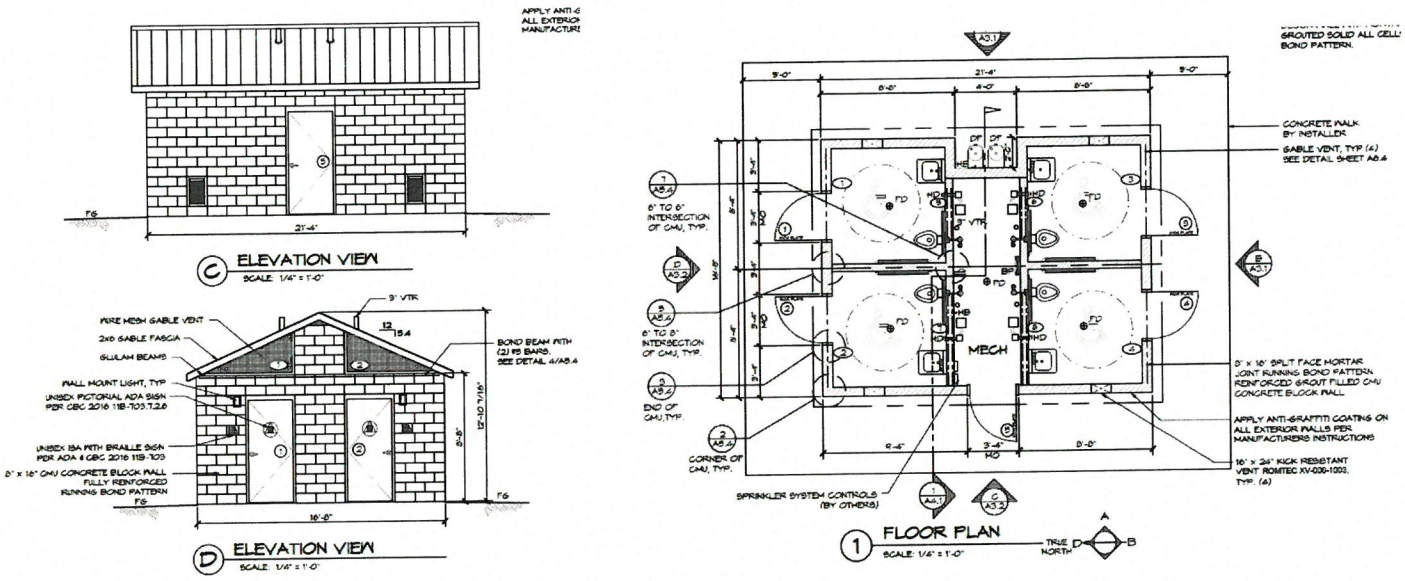

PK - 1: CENTRAL HARBOR PARK RESTROOMS

Project No.
TBD

Status:
Awaiting Funding

Estimated Project Cost:
$482,000

Project Limits:
Central Harbor Park

Funding Sources:
Eligible Funding Source: Marina Enterprise Fund
Potential Funding Source: $392,000 Department of Boating and Waterways Boating Facilities Grant (applied January, 2017)
Identified Funding Source: TBD

Project Description:
This project will demolish and reconstruct ADA accessible restroom facilities at Central Harbor Park. This work will replace two other dilapidated restrooms in order to support the proposed community center on the berm.



PK-2: OLD GROWTH TREE CARE

Project No.
TBD

Estimated Project Cost:
$100,000

Status:
None

Project Limits:

- Buchanan Park
- Railroad Avenue between Alvarado and State Route 4
- City Park

Funding Sources
Eligible Funding Sources:

Identified Funding: none

Project Description:
Funding is requested to prune old grown Eucalyptus trees. Existing stands of Eucalyptus are too tall for in-house staff and equipment to manage and their pruning needs have not been addressed in a timely manner. The lack of tree care is detrimental to the trees' health and aesthetic appearance.



PK-3: SMALL WORLD PARK IMPROVEMENTS

Project No.
TBD

Status:
2018/19 Allocation - $20,000

Estimated Project Cost:
$20,000

Project Limits:
Small World Park

Funding Sources:
Eligible Funding Sources: Park Dedication Funds (PDF)
Identified Funding: $20,000 PDF

Project Description:

This project is for the rehabilitation of structures, features, and equipment at Small World Park. The most urgent need is for the structural rehabilitation of the Iron Horse Ride. Other needs will be prioritized by staff as funding allows.



PK-4: ANNUAL PLAYGROUND REPLACEMENT PROJECT

Project No.
TBD

Status:
Locations being prioritized by Public Works/ Recreation Staff 2019/20 Allocation $80,000

Estimated Project Cost:
$80,000 Annually
$400,000 thru term of 5-year CIP

Project Limits:
Citywide Park System

Funding Sources:
Eligible Funding Source: Park Dedication Funds (PDF), Grants
Identified Funding: $160,000 PDF, $320,000 Future PDF

Project Description:

Recurring annual project for replacement of playground equipment and related amenities at public parks throughout the City. Priority for locations determined by Public Works with input from Recreation Services.

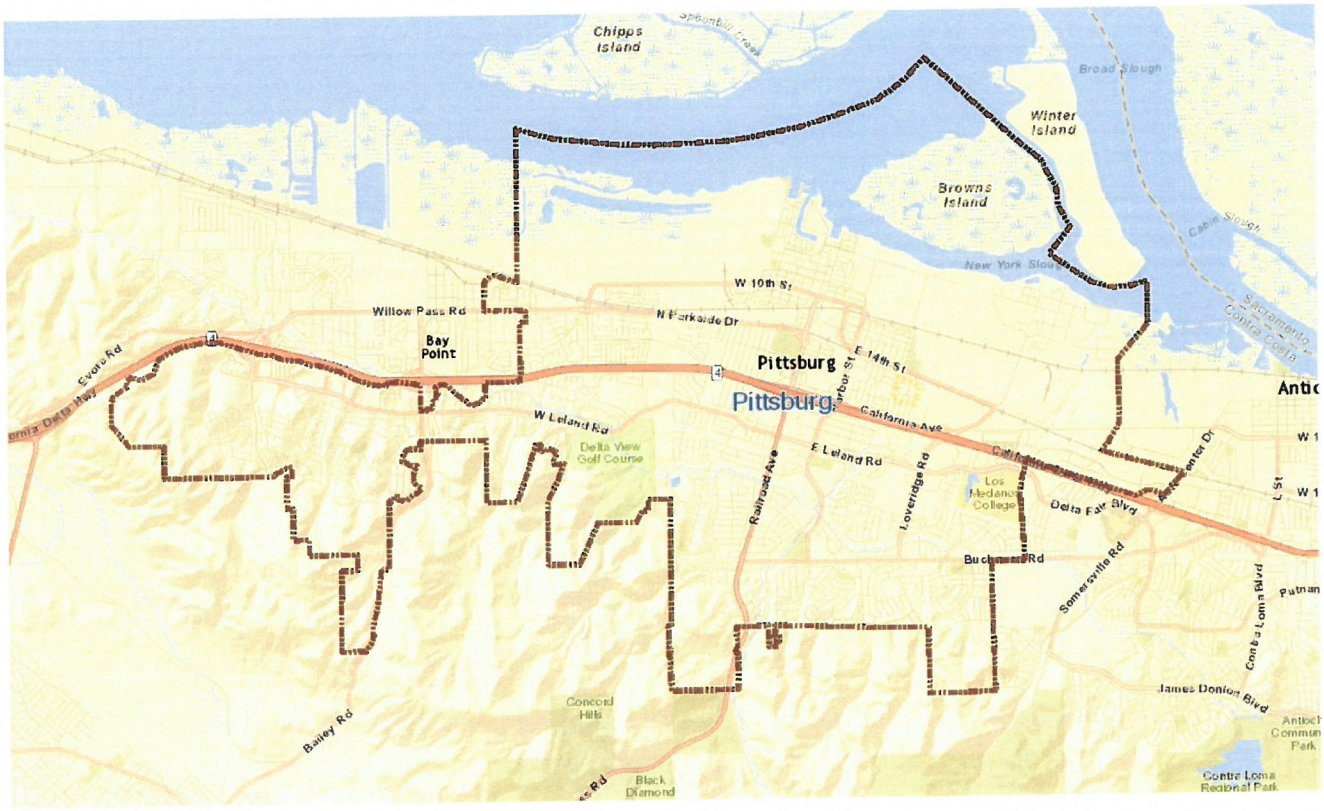

PK-5: CASP ACCESSIBILITY IMPROVEMENTS IN PARKS

Project No.
TBD

Status:
Awaiting Funds

Estimated Project Cost:
$150,000

Project Limits:
Citywide

Operation and Maintenance

Funding Sources:
Park Dedication Fees (PDF)

Project Description:
Project to install, repair, or construct improvements at City owned parks as recommended by Certified Access Specialist Program (CASP) – ADA survey of facilities and prioritized by Public Works staff.



PK-6: CITY PARK SOCCER FIELD TURF REPLACEMENT

Project No.
TBD

Status:

Estimated Project Cost:
$250,000

Project Limits:
City Park

Funding Sources:
Eligible Funding Source: Park Dedication Funds (PDF), Grants
Identified Funding: $250,000 PDF

Project Description:

Replacement of all, or portions, of the all-weather turf soccer field at City Park.



PK-7: DE ANZA PARK WALKWAY REHABILITATION AND BASKETBALL COURT

Project No.
TBD

Status:
Unfunded

Estimated Project Cost:
$500,000

Project Limits:
De Anza Park

Funding Sources:
Grants & Park Dedication Fees (PDF)

Project Description:
Project to rehabilitate/repair/ reconstruct deteriorated walkways and for design and construction of basketball court at De Anza Park. Install bioretention treatment areas to treat surface stormwater runoff.

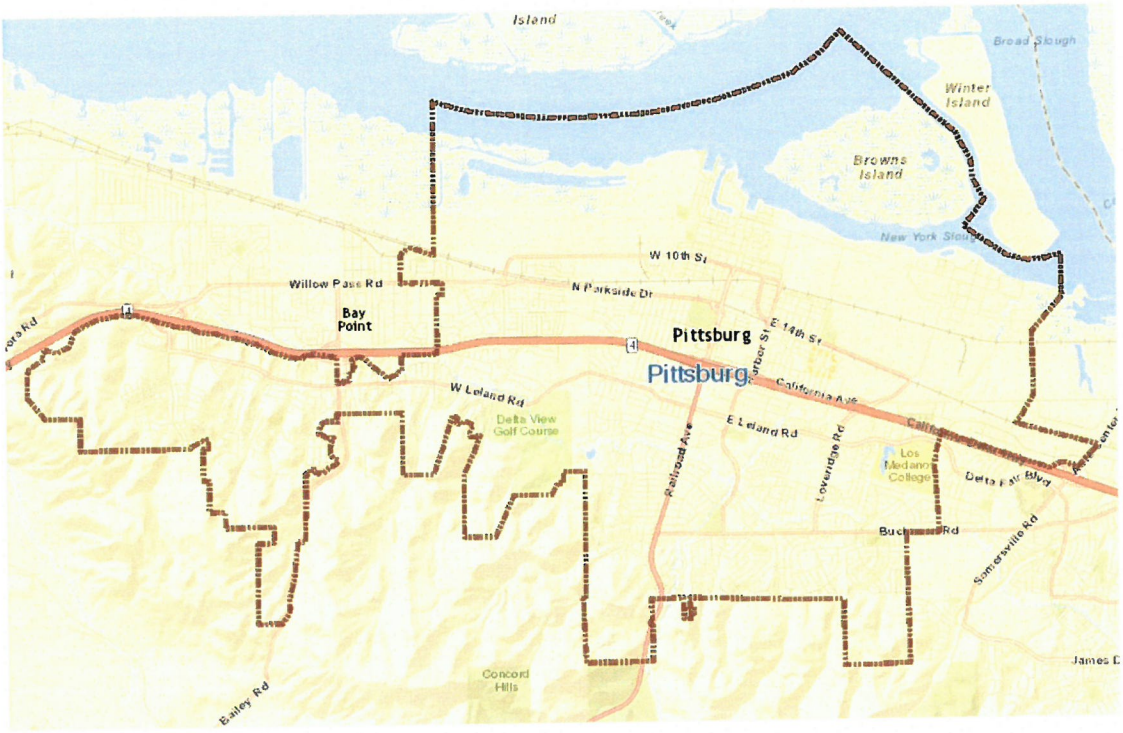

PK-8: BIENNIAL PLAYFIELD REPLACEMENT

Project No.

TBD

Estimated Project Cost:
$250,000 biennial
($500,000 thru term of 5-year CIP)

Status:

2019/20 Allocation $250,000

Project Limits:
City Wide

Funding Sources:
Eligible Funding Source: Grants & Park Dedication Fees (PDF)

Identified Funding Source: $250,000 PDF, $250,000 Future PDF

Project Description:
Recurring $250,000 biennial project for public parks throughout the City. Priority for locations determined by Public Works with input from Recreation Services.



PK-9: ANNUAL PARK FEATURES REPLACEMENT PROJECT

Project No.
TBD

Status:
Locations being prioritized by Public Works/ Recreation Staff

Estimated Project Cost:
$450,000

Project Limits:
Citywide Parks

Funding Sources:
Eligible Funding Source: Park Dedication Funds (PDF), Grants
Identified Funding: $150,000 PDF, $300,000 Future PDF

Project Description:

Recurring annual project for the replacement of features and amenities such as drinking fountains, picnic tables, benches, lighting, pavement, and ADA accessibility at public parks throughout the City. Priority for locations determined by Public Works with input from Recreation Services.



PK-10: BIENNIAL RESTROOM REPLACEMENT/REHABILITATION

Project No.
TBD

Status:
Locations being prioritized by Public Works Recreation Staff

Estimated Project Cost:
$250,000 biennial
$500,000 thru term of 5-year CIP

Project Limits:
Citywide Parks

Funding Sources:
Eligible Funding Source: Park Dedication Funds (PDF), Grants

Identified Funding: $500,000 Future PDF

Project Description:

Recurring biennial project for replacement and rehabilitation of restrooms in public parks throughout the City. Priority for locations determined by Public Works with input from Recreation Services.



PK-11: BUCHANAN SWIM CENTER IMPROVEMENTS/ SOLAR HEATING

Project No.
To be determined

Status:
Awaiting funding

Estimated Project Cost:
$300,000

Project Limits:
Buchanan Swim Center

Funding Sources:
Eligible Funding Source: Park Dedication Fee
Identified Funding Source: None.

Project Description:
This project will install a solar system to supplement heating and resurface the exterior pool decking.

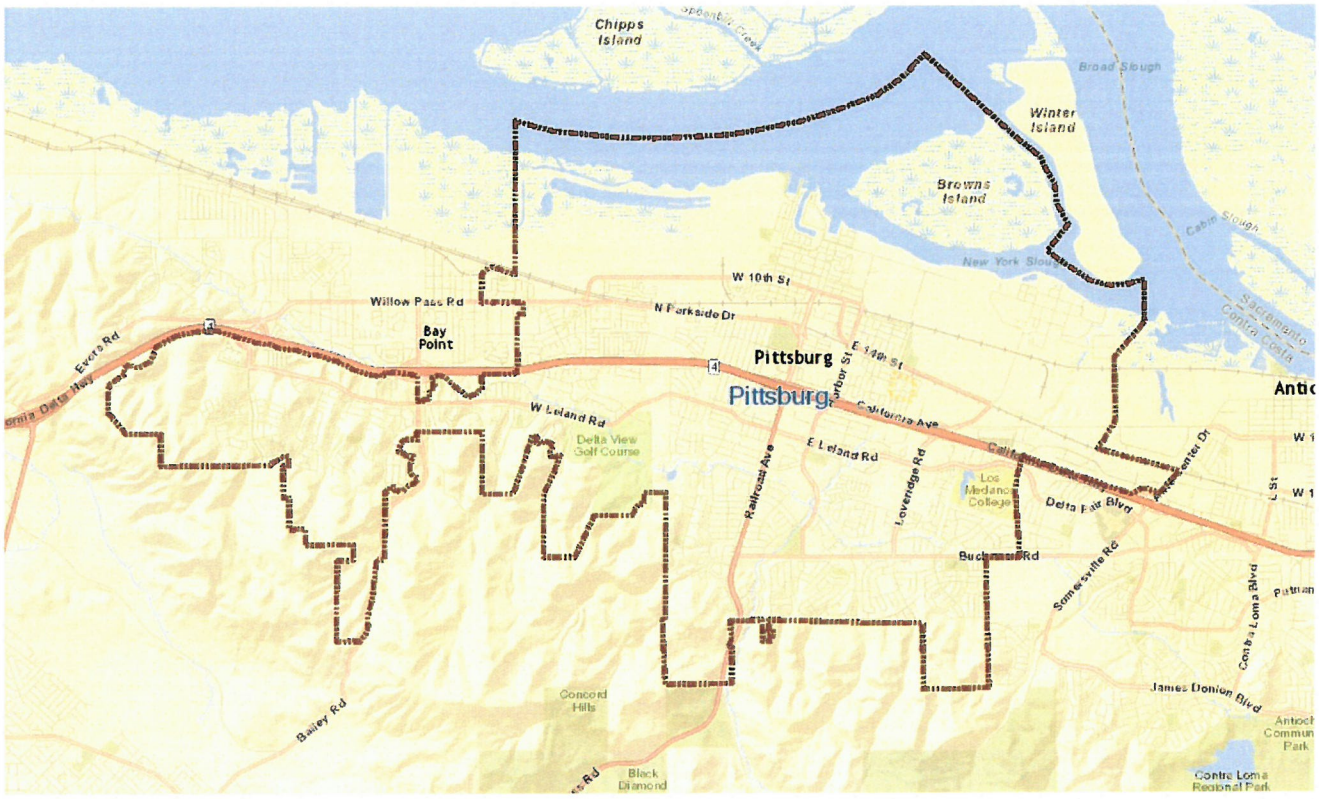

PK-12: ALL ABILITIES PLAYGROUND

Project No.

Status:
Awaiting funding

Estimated Project Cost:
$2,000,000

Project Limits:
Park facilities Citywide

Funding Sources:
Grants & Park Dedication Fees (PDF)

Project Description:
Project to design and construct an All Abilities Playground within a city park with amenities accessible and appropriate for use by children of all abilities.

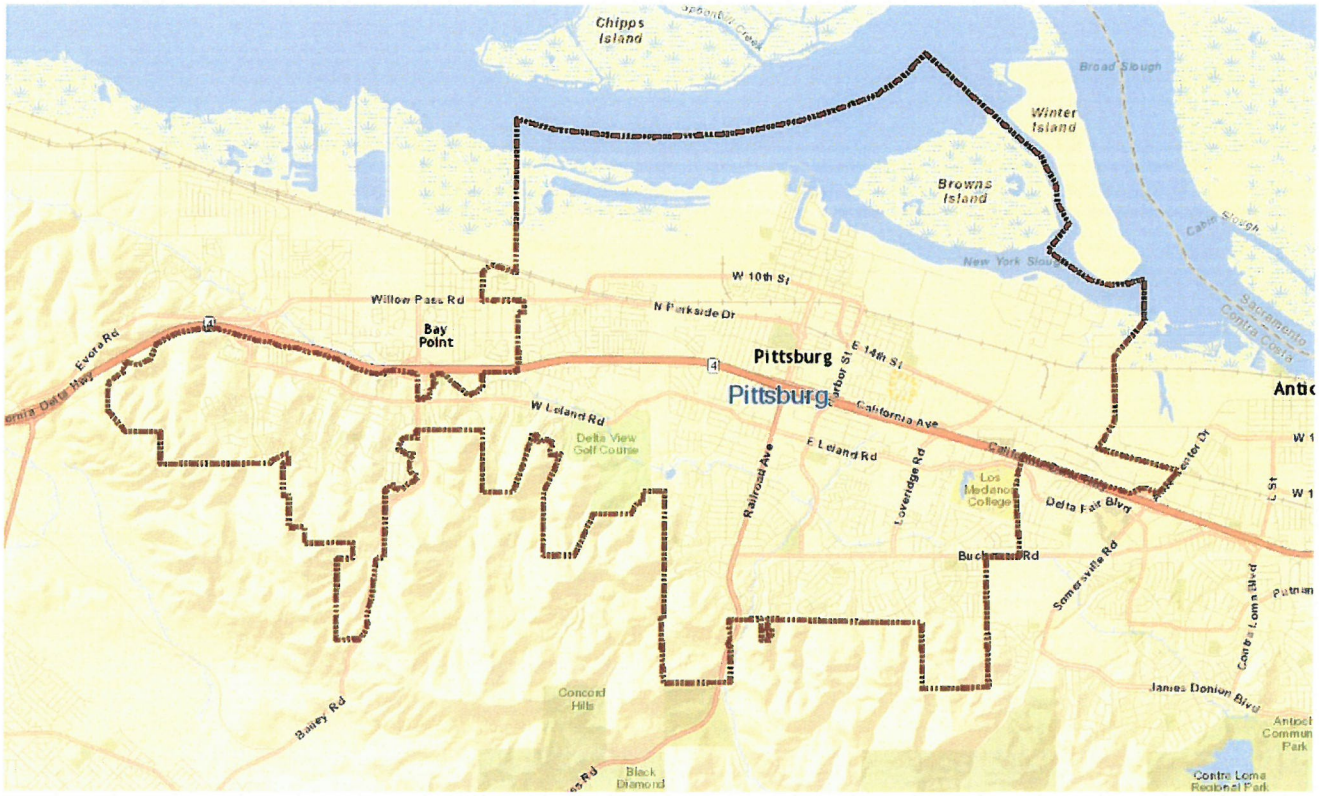

PK-13: PARK AND LANDSCAPING IMPROVEMENT PROJECT

Project No.
TBD

Status:
Projected Funding for FY 19/20

Estimated Project Cost:
$200,000

Project Limits:
TBD

Operation and Maintenance

Funding Sources:
Eligible Funding Source: Grants & Park Dedication Fees (PDF)

Identified Funding Source: $200,000 PDF

Project Description:
This project is for the replacement or removal of high maintenance amenities and landscaping at City maintained parks, medians, and landscaping features throughout the City. The intent of this project is to reduce or eliminate maintenance/staffing requirements by replacing or improving park and landscaping facilities with those that require less time to maintain resulting in an overall cost savings.



PK-14: SKATEBOARD PARK

Project No.
TBD

Status:
Awaiting funding.

Estimated Project Cost:
$480,000

Project Limits:
To Be Determined

Funding Sources:
Eligible Funding Source: Park Dedication Fee

Identified Funding Source: TBD

Project Description:
This project will provide for an approximate 10,000 square foot Skateboard Park. The park may include prefabricated jump ramps, bleachers, fencing, lighting, and drinking fountain. This project will be close to parking, restrooms and a bus stop.



PK-15: ANNUAL CITYWIDE PARK SIGN REPLACEMENT PROJECT

Project No.
TBD

Status:
2019/20 Allocation $50,000

Estimated Project Cost:
$50,000 annual
$250,000 thru term of 5-year CIP

Project Limits:
Citywide Park System

Funding Sources:
Eligible Funding Source: Park Dedication Funds (PDF), Grants
Identified Funding: Park Dedication Funds

Project Description:

Recurring annual project for replacement of destination signs at public parks throughout the City. Priority for locations determined by Public Works with input from Recreation Services.

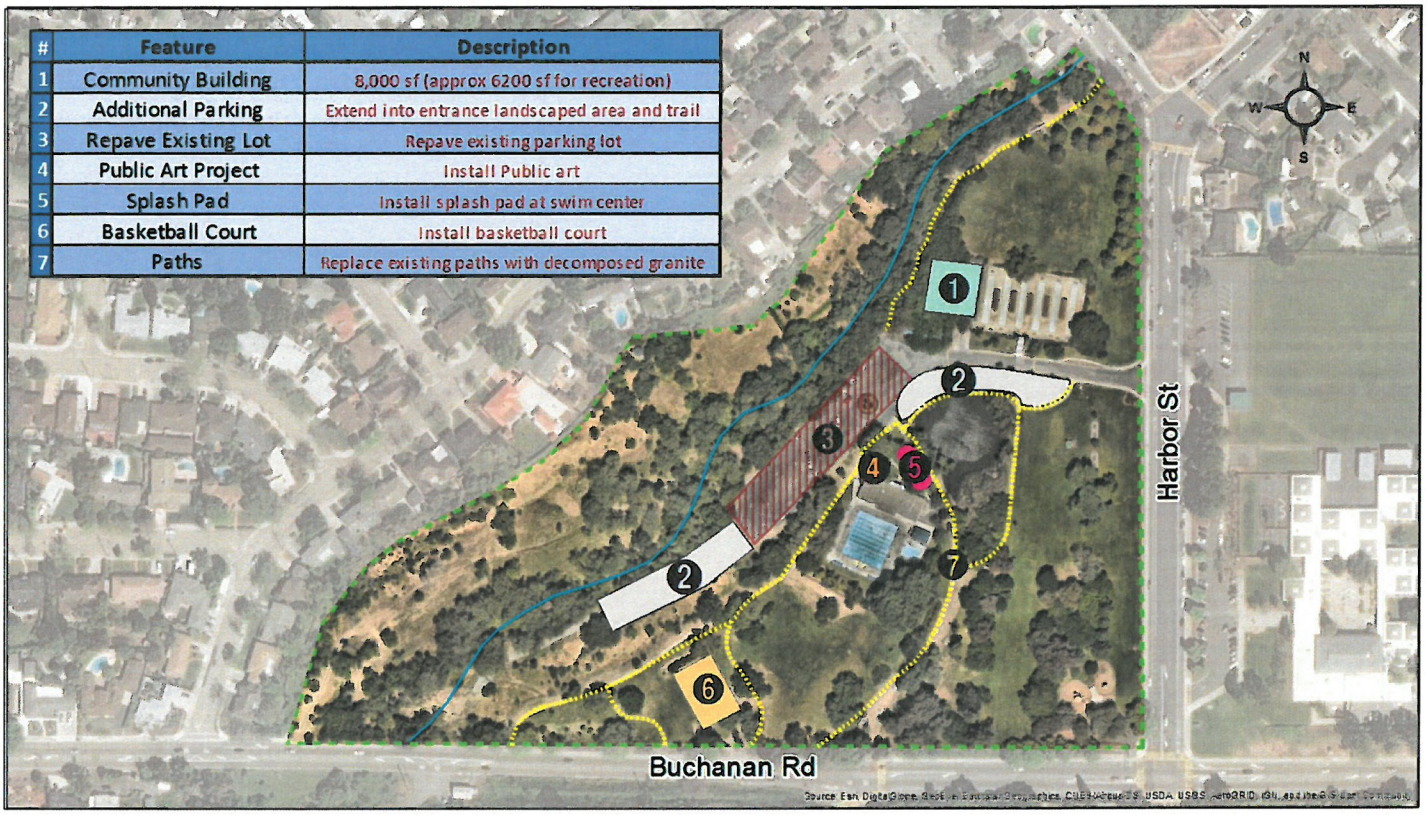

#	Feature	Description
1	Community Building	8,000 sf (approx 6200 sf for recreation)
2	Additional Parking	Extend into entrance landscaped area and trail
3	Repave Existing Lot	Repave existing parking lot
4	Public Art Project	Install Public art
5	Splash Pad	Install splash pad at swim center
6	Basketball Court	Install basketball court
7	Paths	Replace existing paths with decomposed granite

Buchanan Park Renovation Project

Park Boundary ····· Paths to be replaced

Kirker Creek

1 Community Building
2 Additional Parking
3 Repave Parking Lot
4 Public Art Project
5 Splash Pad
6 Basketball Court
7 Replace Paths

PK-26: BUCHANAN PARK RENOVATIONS

Project No.
TBD

Status:
Awaiting funding

Estimated Project Cost:
$8,500,000

Project Limits:
Buchanan Park

Funding Sources
Eligible funding sources: PDF, Grants
Identified funding sources: None

Project Description:
The project would add the following new amenities to the existing Buchanan Park: basketball court, splash pad, public art, and will replace the existing community center with a larger LEED certified center, replace deteriorated pedestrian walkways with pervious pathways and expand and resurface parking areas. The community center is proposed to be an expansion to 8,000 sf from the current 3,000 sf facility. Outdoor space designated for outdoor recreation and open space at the park comprised more than half of the area of the 16-acre park.



PK-40: DREDGE BUCHANAN PARK POND

Project No.
TBD

Status:
Awaiting funding.

Estimated Project Cost:
$200,000

Project Limits:
Buchanan Park

Funding Sources:
Eligible Funding Source: PDF
Identified Funding Source: TBD

Project Description:
This project will dredge the 1 acre Buchanan Park pond to its original design depth of four feet.



PK-41: BUCHANAN PARK SCHOOL AGE PLAYGROUND

Project No.
TBD

Status:
Awaiting funding.

Estimated Project Cost:
$250,000

Project Limits:
Buchanan Park

Funding Sources:
Eligible Funding Source: PDF
Identified Funding Source: none

Project Description:
This project will install a school age playground to the north of the Buchanan Center building to benefit those families using the facility and the group picnic area.

GENERAL PROJECTS



G-2: CITY STANDARD DETAILS UPDATE

Project No.
N/A

Status:
In process.

Estimated Project Cost:
$100,000

Project Limits:
N/A

Funding Sources:
Eligible Funding Source: WOF, SOF, Measure J, Gas Tax, IRRF, PDF
Identified Funding Source: $32,000 WOF, $11,000 SOF, $26,000 Gas Tax, $31,000 PDF

Project Description:
The Pittsburg Standard Details were last updated in 2014, with a partial update. Since that time the City has undertaken an update to the Pittsburg Standard Specifications. The update to the Standard Specifications has initiated the need to update related standard details.

This project will provide for the necessary updates to the Standard Details Updating of the Standard Details, combined with the current Standard Specifications update, will help staff, developers, contractors, and consultants to ensure that the City receives materials, construction methods, and quality assurance that it needs for City owned and maintained infrastructure.



G-3: BUCHANAN ROAD READER BOARD REPLACEMENT PROJECT

Project No.
N/A

Status:
.

Estimated Project Cost:
$25,000

Project Limits:
Buchanan Road @ Highlands Ranch Park

Funding Sources:
Eligible Funding Source: Gas Tax, IRRF
Identified Funding Source: none

Project Description:
This project will replace the reader board on Buchanan Road in front of Highlands Ranch Park.

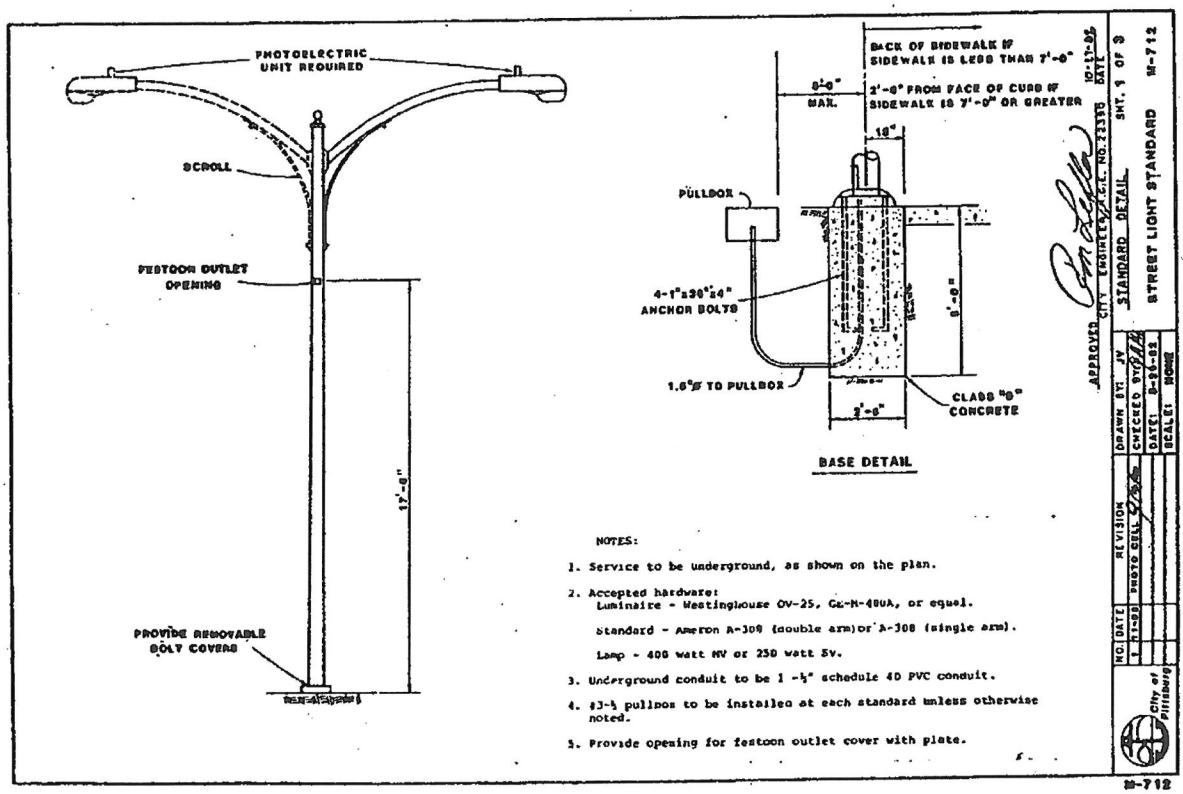

G-7: PG&E STREET LIGHT FACILITIES ACQUISITION

Project No.
TBD

Status:
Awaiting funding

Estimated Project Cost:
$1,050,000

Project Limits:
Citywide

Funding Sources:
Eligible Funding Source:
Identified Funding Source: TBD

Project Description:
This will provide funding to buy out street lights from PG&E so they can be City owned and maintained, instead of the City paying PG&E for maintenance. There are approximately 3,671 PG&E-owned street lights in the City. The City currently owns approximately 32%, or 1,163 of the 4,834 street lights in the City. This project will not only save the City annual operating funds but will allow the Public Works Department to provide improved and more responsive service to street light complaints.

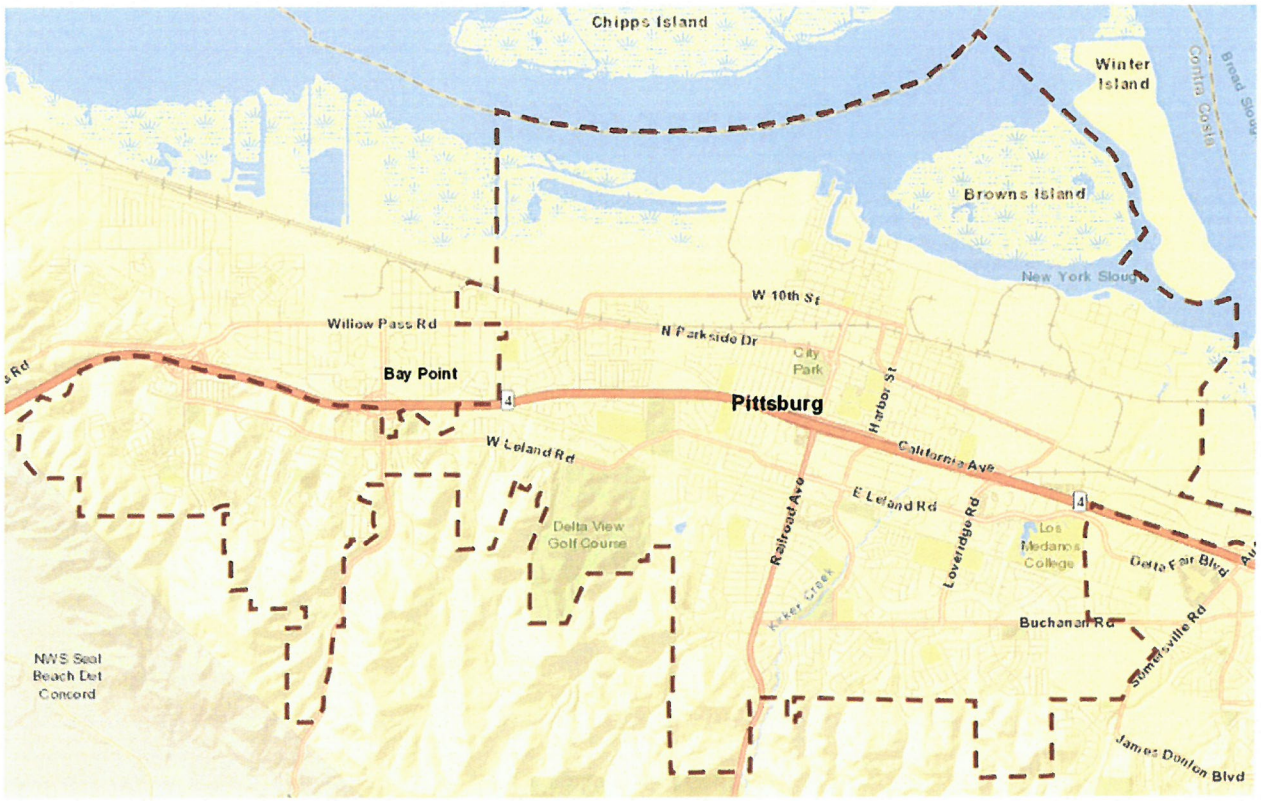

G-9: ADA TRANSITION PLAN UPDATE

Project No.
TBD

Status:
Awaiting funding.

Estimated Project Cost:
$50,000

Project Limits:
Citywide

Funding Sources:
Eligible Funding Source:
Identified Funding Source: None

Project Description:
This project will survey current City facilities, including public buildings and curb ramps at intersections, to determine whether they are compliance with the Americans with Disabilities Act (ADA). For facilities not currently in compliance, the transition plan prioritizes, identifies funding for, and may establish a broad time line for achieving compliance with current ADA requirements.

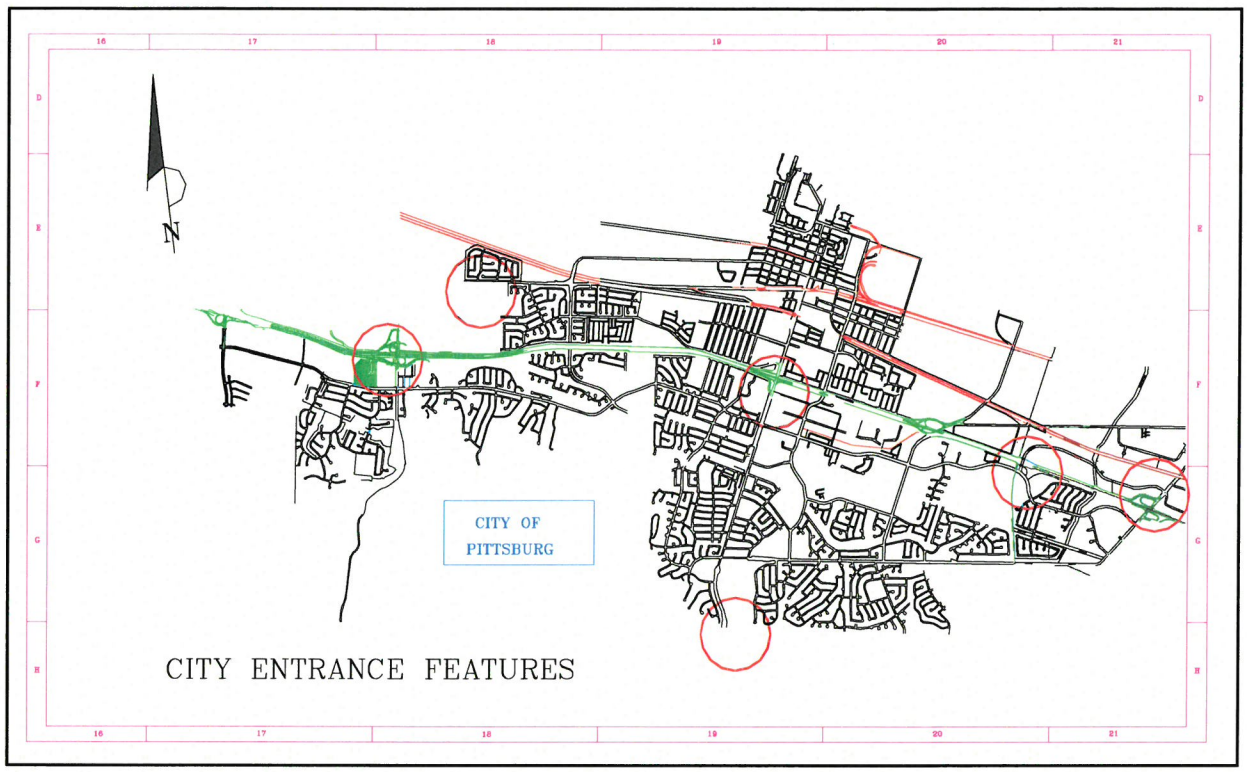

G-12: CITY LIMIT ENTRANCE FEATURES

Project No.
BD

Status:
Awaiting funding.

Estimated Project Cost:
$120,000

Project Limits:
City entrances

Funding Sources:
Eligible Funding Source:
Identified Funding Source: TBD

Project Description:
This project will construct entrance features at major entrances to the City.



G-18: WEST LELAND ROAD UNDERGROUND UTILITIES (Railroad Avenue to Crestview Drive)

Project No.
TBD

Status:
Construction Schedule Winter 2019

Estimated Project Cost:
$1,400,000

Project Limits:
W. Leland Road (Railroad Avenue to Burton Avenue)

Funding Sources:
Eligible Funding Source: Rule 20A
Identified Funding Source: $1,400,000 Rule 20A

Project Description:
This project will underground the existing overhead utilities along West Leland Road from Railroad Avenue to Crestview Drive.

The project requires obtaining several easements for electrical boxes.

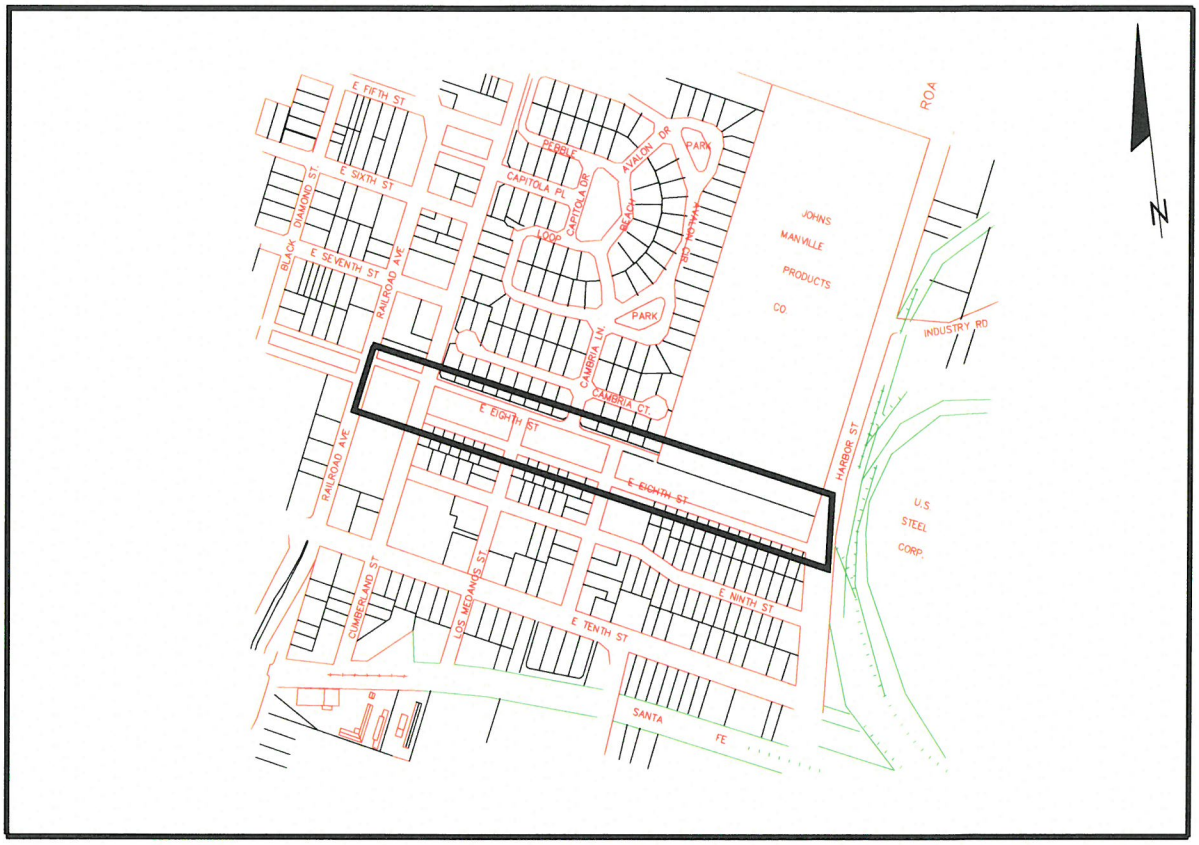

G-25: EAST 8TH STREET UNDERGROUND UTILITIES (Railroad Avenue to Harbor Street)

Project No.
To be determined

Status:
Awaiting Funding

Estimated Project Cost:
$840,000

Project Limits:
E. Eighth Street

Funding Sources:
Eligible Funding Source: Rule 20A
Identified Funding Source: None

Project Description:
This project will remove overhead utilities and place them underground along East Eighth Street and the linear park from Railroad Avenue to Harbor Street.

PITTSBURG POWER PROJECTS



PP- 1: FY2017-2018 CABLE REPLACEMENT

Project No.:
5814

Status:

Estimated Project Cost:
$250,000

Project Limits:
Island Energy Service Territory

Operation and Maintenance

Funding Sources
Eligible Funding Source: Island Energy Reserves

Identified Funding Source: $250,000 Island Energy Reserves

Project Description:
This project will replace approximately 6,000 feet of electrical cable. This project is expected to improve system reliability.

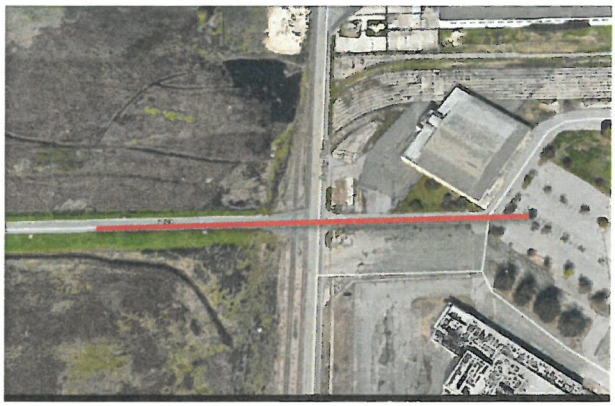




PP-2: DUCT BANK AND VAULT REPLACEMENTS

Project No.
TBD

Status:
Funded

Estimated Project Cost:
$550,000

Project Limits:
Island Energy

Funding Sources
Eligible Funding: Island Energy Fund (IE)

Identified Funding: $150,000 IE

Project Description:

Specific sections of the Island energy system have been identified for duct bank and vault replacement as being critical for system reliability and "backbone" expansion. The project supports the Lennar waterfront development and the Mare Island "North End" – which includes existing ALCO and EPS customers, and the anticipated City of Vallejo master development north of G Street.



PP-3: UPGRADE STATION 'M' (BLDG 577)

Project No.
TBD

Status:
Preliminary Assessment

Estimated Project Cost:
$180,000

Project Limits:
Railroad Ave. @ H St. – Mare Island

Funding Sources
Eligible Funding Source: Island Energy Capital Reserve Acct.
Identified Funding Source: None

Project Description:

Upgrade Island Energy Station "M" (Mare Island Building 577; 7400sqft) for greater crew accessibility, functionality, security, improved appearance and additional materials / tool storage.

Island Energy ("IE") controls the Station M property through a legacy grant-deed easement from the US Navy. The easement is broad in its description, and describes any easement use as necessarily supporting the operation of the electric and gas utility. Upgrade of Station M is consistent with the grant of easement.

The project scope contemplates and may include architectural assessment and treatments, siding repair/painting, roof repair/painting, window/door replacement and other facility repair or upgrade including new internal/external lighting and security.

Internal space planning will include the addition of crew facilities – changing room, showers, restroom, laundry area and potentially meeting and break area (all potentially indoor-modular applications). A structural deck, in the north-end area above existing inside switchgear and planned crew facilities, will be constructed for materials and tools storage.



PP-4: RE-PURPOSE STATION 'E' (BLDG 801)

Project No.
TBD

Status:
Preliminary Assessment

Estimated Project Cost:
$350,000

Project Limits:
Nimitz Ave. @ 7th St. – Mare Island

Funding Sources
Eligible Funding Source: Island Energy Capital Reserve Acct.
Identified Funding Source: $350,000 IE

Project Description:

Re-purpose Island Energy Station "E" (Mare Island Building 801) from that of an electrical shop, tool and materials storage facility to that of Island Energy's business offices. Materials would be relocated to other IE controlled facilities (Bldgs 516, 577) and the current "Quarter P" business office lease with Lennar would cease.

Island Energy ("IE") controls the Station E property through a legacy grant-deed easement from the US Navy. The easement is broad in its description, and describes any easement use as necessarily supporting the operation of the electric and gas utility. We interpret IE utility office use as being consistent with the easement.

Station E consists of three elements: Shop and storage building of approximately 1,344sqft, an open-air substation, and a secondary building of approximately 1,248sqft.

The project scope includes architectural assessment and treatments, space planning, permitting, addition of windows, doors, skylights and internal build-out to include offices, meeting areas, break room, indoor plumbing, HVAC and related personnel and office appurtenances. Build-out and related costs is estimated at approximately $100/sqft.



PP-5: WATERFRONT AREA RELIABILITY PROJECT

Project No.

Status:
Preliminary Assessment – Phase 1

Estimated Project Cost:
$700,000

Project Limits:
Berth 12 – 18 Mare Island

Funding Sources
Eligible Funding Source: Island Energy Reserves
Identified Funding Source: $700,000 Island Energy Reserves

Project Description:

The Waterfront Area Reliability Project ("WARP") contemplates the modernization of up to eight (8) Utility electrical substations serving the Mare Island waterfront area. The waterfront hosts Pittsburg Power Company (PPC) Utility's single largest commercial electrical customer, "Mare Island Dry Docks" (MIDD).

The waterfront area is prone to Utility equipment failures ("outages") often during critical periods of operation. Existing Utility facilities include underground lead cable, transformers and breaker sets that are over 40 years old. The dry docks serve demanding US Navy ship repair contracts and exceptionally high electrical loads. Electrical reliability is key to the viability of the MIDD business, which primarily serves the US Navy.

Phase 1 Project scope includes engineering assessments, work scoping, cost estimating and the procurement of critical reliability equipment plus performing intermediate fixes / repairs. Subsequent Phases will address replacement of and adding redundant underground primary voltage circuits along with breakers and transformer equipment.

Utility cost recovery is being contemplated through Customer special rate assessments and other mechanisms.



PP-6: RE-PURPOSE STATION 'N' (BLDG 777)

Project No.
TBD

Status:
Preliminary Assessment

Estimated Project Cost:
$225,000

Project Limits:
Azuar Drive @ O St. – Mare Island

Funding Sources
Eligible Funding Source: Island Energy Capital Reserve Acct.
Identified Funding Source: None

Project Description:

Re-purpose Island Energy Station "N" (Mare Island Building 777) from that of a former substation for use by Island Energy for vehicle, equipment and materials storage.

Island Energy ("IE") controls the Station N property through a legacy grant-deed easement from the US Navy. The easement is broad in its description, and describes any easement use as necessarily supporting the operation of the electric and gas utility. We interpret IE utility office use as being consistent with the easement.

The Station N easement footprint, although ill-defined, is conservatively estimated at approximately 41000sqft. The only existing site encumbrance is the switchgear building (Building 777) of approximately 400sqft.

The project scope includes permitting, site demo and civil works, fencing, yard and area lighting, site paving, foundations and slab floor, a [5000 sqft] modular structural steel building; internal build-out to include equipment/tools areas, crew room with indoor plumbing and facility security systems. Build-out and related costs is estimated at approximately $45/sqft (building footprint as base for cost).





PP-7: STATION H KWH METERING EQUIPMENT

Project No.
TBD

Status:

Estimated Project Cost:
$80,000

Project Limits:
Azuar Drive at O Street. – Mare Island

Funding Sources
Eligible Funding Source: Island Energy

Identified Funding Source: $80,000 Island Energy IE

Project Description:

Installation of new KWH per-phase circuit metering devices to better assess Island Energy system load demands and losses. This provides functionality for balancing Island Energy system loads and promote a more structured plan for addressing new loads and system expansion.



PP-8 : OUTAGE RECOVERY PROJECT

Project No.

Status:
Funded

Estimated Project Cost:
$520,000

Project Limits:
Mare Island PPC Utility Service Territory

Funding Sources
Eligible Funding Source: Island Energy
Identified Funding: $520,000 IE

Project Description:

To provide ready capital resources to immediately respond to Pittsburg Power Company ("PPC") Utility electrical and natural gas outages in the interest of the timely restoration of Customer services and the assurance of Public Safety.

"Outages" are characterized as the unpredicted failure of Utility equipment, including but not limited to, underground electrical cable faults, breaker failures, transformer failures, gas main line and regulator breaches and other related Utility equipment. Outages can affect small groups of Customers, or all of the Mare Island service territory.

The project scope includes procurement of "Emergency" 3rd party resources, heavy equipment rental, general material procurement and the procurement of repair or replacement facility equipment. Each Outage is unique, and demands will vary. The CIP 'Estimated Project Cost' assumes three (3) outages at an average expense of $40,000 each – generally seen as the historical average.

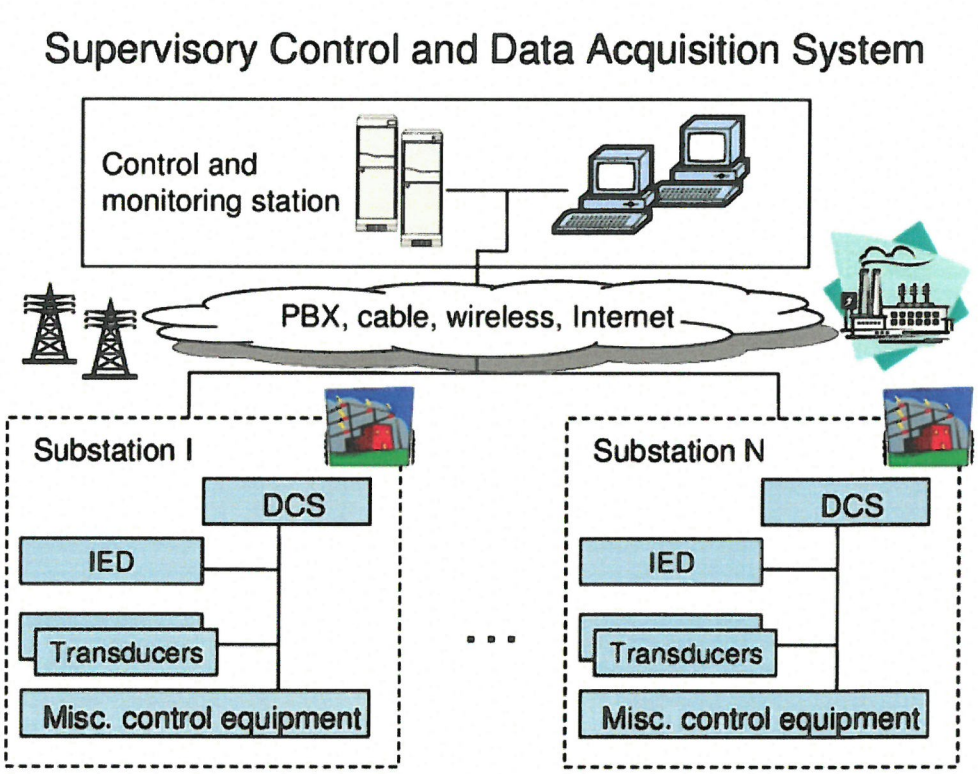

PP-9: SCADA SYSTEM INSTALL

Project No.

Status:
Preliminary Assessment

Estimated Project Cost:
$600,000

Project Limits:
Multiple Substations - Mare Island

Funding Sources
Eligible Funding Source: Island Energy Capital Reserve Acct.

Identified Funding Source: none

Project Description:

Install utility Supervisory Control and Data Acquisition System (SCADA).



PP-10: RA REPLACEMENT PROJECT

Project No.

Status:
Preliminary Assessment

Estimated Project Cost:
$320,000

Project Limits:
Mare Island

Funding Sources
Eligible Funding Source: Island Energy Capital Reserve Acct.

Identified Funding Source: none

Project Description:

Replace up to ten (10) RA assemblies with new PME devices

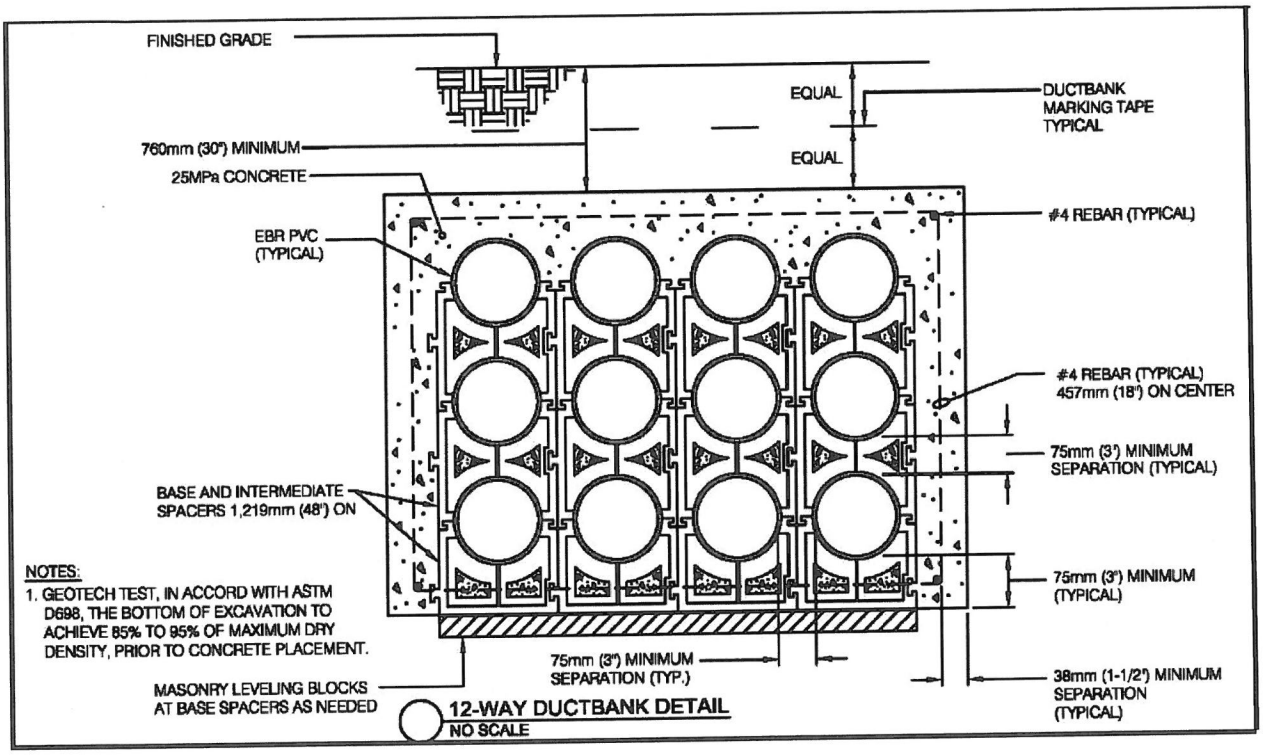

PP-11: NIMITZ DUCTBANK RELOCATION

Project No.

Status:
Preliminary Assessment

Estimated Project Cost:
$1,000,000

Project Limits:
Nimitz Ave. and Railroad Ave. – Mare Island

Funding Sources
Eligible Funding Source: Island Energy Capital Reserve Acct.
Identified Funding Source: none

Project Description:

Re-locate the Station H to Station E 12kV "Backbone" ductbank from Nimitz Ave. to Railroad Ave.





PP-12: STREET LIGHT METERING PROJECT

Project No.

Status:
Preliminary Assessment

Estimated Project Cost:
$40,000

Project Limits:
Mare Island

Funding Sources
Eligible Funding Source: Island Energy Capital Reserve Acct.
Identified Funding Source: none

Project Description:

Install utility electric revenue meters on up to twelve (12) street light circuits.

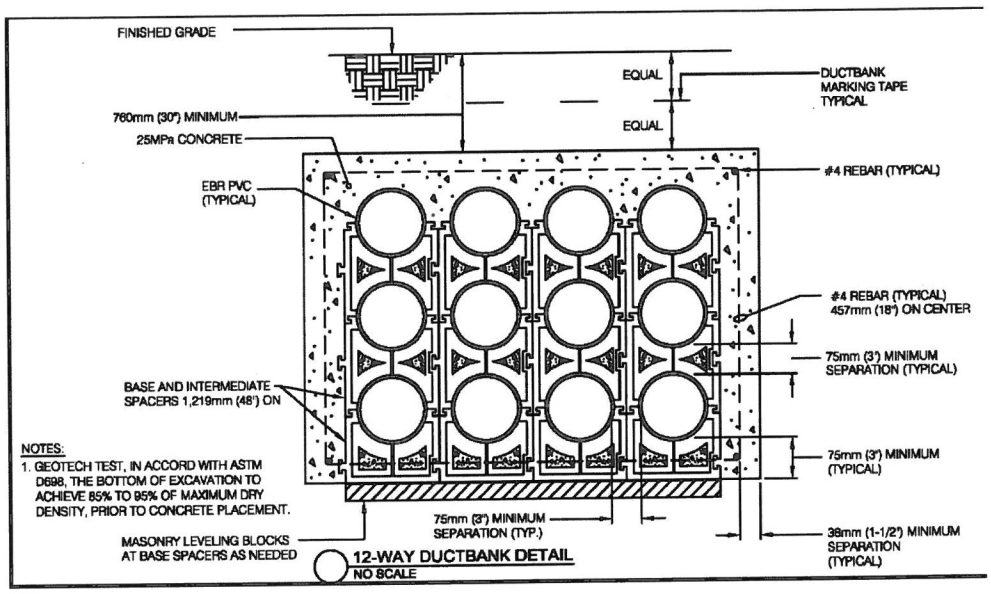

PP-13: NORTH ISLAND DUCTBANK RELOCATION

Project No.

Status:
Preliminary Assessment

Estimated Project Cost:
$1,200,000

Project Limits:
Nimitz Ave. and Railroad Ave. – Mare Island

Funding Sources
Eligible Funding Source: Island Energy Capital Reserve Acct.
Identified Funding Source: none

Project Description:

Re-locate the Station M to Station N 12kV "Backbone" ductbank from Railroad Ave. to Azuar Ave.



PP-25: GAS LINE REMOVAL AND REPLACEMENT

Project No.
TBD

Status:

Estimated Project Cost:
$150,000

Project Limits:
Island Energy

Funding Sources
Eligible Funding Source: Island Energy (IE)

Identified Funding Source: $150,000 IE

Project Description:

Remove gas line adjacent to Veteran Affairs (VA) clinic and replace with a line 100 yards south, connecting to existing four-inch pipe adjacent to Murigenics building. Remove steel pipe attached to building 599 and remove above ground steel filter from VA parking area.

MARINA PROJECTS



M-1: PUBLIC BOAT LAUNCH RESTROOM REPLACEMENT

Project No.

Status:
Selected to receive grant funds. Council to accept/decline award on 4/2/19.

Estimated Project Cost:
$564,000

Project Limits:
Just east of the public boat launch ramps.

Funding Sources
Department of Parks and Recreation
Division of Boating and Waterways Recreational Boating Facilities Grants

Project Description:
Demolish and replace the existing public boat launch restrooms with a prefabricated, vandal resistant, twin ADA-accessible restroom. Constrcut a concrete ADA-accessible path of travel from the new restrooms to all three public boat launches. Includes landscaping, minor parking lot fixes, striping and signage.



M-3: 2017-2027 MARINA MAINTENANCE DREDGING (FORMERLY RIVERVIEW BASIN DREDGE PROJECT)

Project No.
5400

Status:

Estimated Project Cost:
$10,500,000

Project Limits:
Pittsburg Marina

Funding Sources
Eligible Funding Source: Marina Enterprise (ME), Waterfront Operations (WO), Grants

Identified Funding: $250,000 ME, $70,000 WO (new funding) and $65,000 WO, $41,208 ME (previously funded)

Project Description:
This general dredge project consists of six areas that will be completed in phases as funding is available and as a need for dredging arises. These areas are Lowy Basin, Riverview Basin, Central Harbor, the public launch ramps, outfalls stemming from the Pittsburg Waterfront, and the New York Landing HOA Residential Channel.



M-4: REPLACE COVERED BERTHS IN CENTRAL HARBOR (SHEDS 1, 2, & 3)

Project No.

Status:
Awaiting Funding

Estimated Project Cost:
$425,000

Project Limits:
Central Harbor of the Marina

Funding Sources:
Eligible Funding Source:
Identified Funding Source:

Project Description:
Sheds 1, 2, & 3, are the oldest structures in the Marina. They are estimated to be well over 50 years old. In addition to their age, the shed heights create a problem for modern boats with taller fly bridges. The Marina has a waiting list for the newer covered berths, while these older sheds do not fill up. This project will replace deteriorating covered berths in the Central Harbor.



M-5: REMODEL RESTROOMS AND SHOWERS IN RIVERVIEW BASIN

Project No.
TBD

Status:
Awaiting Funding

Estimated Project Cost:
$225,000

Project Limits:
Rivierview Marina

Funding Sources:
Eligible Funding Source:
Identified Funding Source:

Project Description:
As there has been an increase in the live-aboard population at the Marina, the use of facilities has expanded beyond the original design. The number of toilets, sinks, and showers need to be re-assessed. This project will remodel and rehabilitate the showers and restrooms at the Riverview Marina.



M-6: REPLACE RESTROOMS AT THE LAUNCH RAMP

Project No.

Status:
Awaiting Funding

Estimated Project Cost:
$225,000

Project Limits:
Public Launch Ramp

Funding Sources:
Eligible Funding Source:
Identified Funding Source:

Project Description:
The launch ramp public restrooms are in bad condition. This project will replace the restrooms at the public launch ramp off of Marina Boulevard with an approximately 200 square foot restroom facility.



M-7: RESTROOM/SHOWER FACILITY FOR CENTRAL HARBOR

Project No.

Status:
Awaiting Funding

Estimated Project Cost:
$250,000

Project Limits:
Central Harbor of the Marina

Funding Sources:
Eligible Funding Source: Marina Enterprise Fund
Identified Funding Source: TBD

Project Description:
This project will construct restroom and shower facilities for the Central Harbor. This work was originally included with the dock replacement project, but was removed due to funding shortfall.



M-8: MARINA SOUTH PARKING LOT IMPROVEMENTS

Project No.
TBD

Estimated Project Cost:
$50,000

Status:
Concept Plan only

Project Limits:
City Marina's Southern Parking Lot on Marina Boulevard

Funding Sources
Eligible Funding Sources: Gas Tax, Measure J, IRRF, IE, PP, Grants
Identified Funding: none

Project Description:
Repave or seal parking lot A.C. pavement and repair failed areas. Install signage, pavement markers and markings to accommodate vehicles with boat trailers. Project may include removal of trees and construction of concrete curbs.



M-9: LAUNCH RAMP MAINTENANCE DREDGING

Project No.

Status:
unfunded

Estimated Project Cost:
$65,000

Project Limits:
Launch Ramp area

Funding Sources:
Eligible Funding Source: ME
Identified Funding Source:

Project Description:
This project will perform maintenance dredging at the Pittsburg Launch Ramp. This will remove accumulated silt and help prevent boats from touching the bottom of the area with the hull or propeller.



M-10: RIVERVIEW PARK DOCK REPAIRS

Project No.

Status:
Awaiting Funding

Estimated Project Cost:
$75,000

Project Limits:
Riverview Park

Funding Sources:
Eligible Funding Source: Marina Enterprise Fund
Identified Funding Source: TBD

Project Description:
This project will increase ease of use for fishermen, enhance amenities like fishing pole holders, wind blockers, and benches, and address damages at the Riverview Park dock.



M-10: RIVERVIEW PARK DOCK REPAIRS

Project No.

Status:
Awaiting Funding

Estimated Project Cost:
$75,000

Project Limits:
Riverview Park

Funding Sources:
Eligible Funding Source: Marina Enterprise Fund
Identified Funding Source: TBD

Project Description:
This project will increase ease of use for fishermen, enhance amenities like fishing pole holders, wind blockers, and benches, and address damages at the Riverview Park dock.



M-11: MARINA INFRASTRUCTURE REPAIR AND REPLACEMENT

Project No.
TBD

Status:
Planning

Estimated Project Cost:
$500,000

Project Limits:
City maintained launch ramps and marinas, Lowy Basin, Central Harbor, and Riverview Basin

Funding Sources
Eligible Funding Sources: Grants, Waterfront Funds, Marina Funds
Identified Funding: $20,000 Marina Enterprise Fund

Project Description:
The establishment of this project is in anticipation for replacement and repair needs of Marina infrastructure above and beyond normal maintenance. Aging infrastructure includes wooden docks 1-3, electrical panels on guest docks, electrical meters, restrooms at Riverview Basin, and more.

701.03

PC
RESO
10131
9-24-19

KP

City of Pittsburg
Community Development Department – Planning Division
65 Civic Avenue, Pittsburg, CA 94565 | Tel: (925) 252-4920 | Fax: (925) 252-4814

Date: 9/26/19

SUBJECT: PC RESOLUTION NO. 10131

Dear Applicant,

Enclosed is a copy of the resolution adopted by the Planning Commission. A copy of our Standard Conditions of Development is also included. Please read the enclosed documents and retain them for your files. All conditions of approval shall be incorporated into subsequent plan submittals and construction documents, where appropriate.

The enclosed resolution is valid for a limited period of time as specified in the resolution. Please make a note of the applicable expiration date and plan your construction timeline accordingly to avoid the loss of your entitlements.

If you have any questions about the enclosed resolution, please contact the Planning Division at the number listed above.

Sincerely,

Kristin Pollot, AICP
Planning Manager

Enclosures: (2) Resolution No. 10131
Standard Conditions of Development

BEFORE THE PLANNING COMMISSION OF THE CITY OF PITTSBURG

In the Matter of:

Resolution Affirming Conformance of the)
Five-Year Capital Improvement Program) Resolution No. 10131
with the City of Pittsburg General Plan)

The Planning Commission DOES RESOLVE as follows:

Section 1. Background

A. The City of Pittsburg's Engineering Division has released a draft city-wide Five-Year Capital Improvement Program (CIP) for fiscal years 2019/20 through 2023/24, to be considered for adoption by the City Council.

B. Pursuant to California Government Code sections 65103(c) and 65403(c), the proposed CIP must be consistent with the city's adopted General Plan, and the Planning Commission is the body designated to make that determination.

C. The determination of consistency between the CIP and the General Plan is not considered a project under the California Environmental Quality Act (CEQA); therefore, it is not subject to CEQA review. However, individual CIP projects would be subject to CEQA review prior to City Council authorization for construction on respective projects.

D. On September 24, 2019, the Planning Commission held a meeting to review the proposed Five-Year CIP for fiscal years 2019/20 through 2023/24 and to consider whether the CIP is consistent with the General Plan, at which time oral and/or written testimony was considered.

Section 2. Findings

A. Based on the Planning Commission Staff Report entitled, "Five-Year Capital Improvement Program – General Plan Consistency Determination," dated September 24, 2019, and based on all the information contained in the Planning Division files on the CIP, incorporated herein by reference and available for review in the Planning Division located at 65 Civic Avenue in Pittsburg, and based on all written and oral testimony presented at the September 24, 2019, meeting, the Planning Commission finds that:

1. All recitals above are true and correct and are incorporated herein by reference.

2. All projects included in the proposed Five-Year CIP for fiscal years 2019/20 through 2023/24 are consistent with the city's adopted General Plan.

Section 3. Effective Date

This resolution shall take effect immediately upon its adoption.

On motion by Commissioner Coniglio, seconded by Commissioner Moreno, the foregoing resolution was passed and adopted the 24th day of September, 2019, by the Planning Commission of the City of Pittsburg, California by the following vote:

AYES: Coniglio, Foster, Moreno, Robinson

NAYES: None

ABSTAIN: None

ABSENT: Fields, Nguyen

I hereby certify that the above Resolution No.10131 was adopted by the Planning Commission of the City of Pittsburg on September 24, 2019.

KRISTIN POLLOT, AICP, SECRETARY
PITTSBURG PLANNING COMMISSION

OFFICE OF THE CITY MANAGER/EXECUTIVE DIRECTOR
65 Civic Avenue
Pittsburg, CA 94565

TO: Mayor and Council Members

FROM: Garrett Evans, City Manager

SUBJECT: Adoption of a Minute Order to Initiate a Study to Amend the Railroad Avenue Specific Plan in Order to Allow Additional Office Uses within the Civic Center Sub-Area

MEETING DATE: December 16, 2019

EXECUTIVE SUMMARY

This is a City-initiated proposal to study a potential amendment of the Railroad Avenue Specific Plan ("RASP"), adopted by City Council Ordinance No.09-1319, to allow additional office uses within the Civic Center Sub-Area.

FISCAL IMPACT

Staff time to study this potential amendment and process the associated zoning change is expected to take approximately 16 to 30 hours. As currently envisioned, staff costs would be covered by the General Fund; however, there may be an opportunity to recoup these costs if a developer initiates a project within a reasonable timeframe.

RECOMMENDATION

City Council move by minute order to initiate a zoning study to review a potential amendment of the Railroad Avenue Specific Plan to allow additional office uses within the Civic Center Sub-Area.

BACKGROUND

Several parties have expressed an interest in creating more job opportunities in close proximity to the new Pittsburg Center BART Station, and more specifically, within the RASP-designated Civic Center Sub-Area.

Pittsburg Municipal Code (PMC) section 18.48.020(b), specifies that either the City Council (by motion), the Planning Commission (by motion), or a qualified applicant, shall initiate an amendment to the Zoning Map, which in this case includes proposed land use changes within the RASP.

At this stage, the proposed project is considered statutorily exempt from the requirements of the California Environmental Quality Act (CEQA) under section 15262, “Feasibility and Planning Studies,” of the State CEQA Guidelines.

SUBCOMMITTEE FINDINGS

On September 24, 2019, the Land Use Subcommittee met and considered two proposed changes to the RASP that would facilitate additional office development proposed within the Civic Center Sub-Area and also clarify some language regarding allowable density bonus for properties within one-quarter mile of the Pittsburg Center BART Station. The initial consideration involved a sort of ‘swap’ to facilitate more jobs north of the BART Station and provide incentives for more density for housing south of the BART Station, within the quarter-mile radius. However, upon review of the proposed text changes for housing density bonuses, committee members did not feel strongly that additional language was needed to clarify the existing intent (which is to permit discretionary density bonus beyond the RASP identified limits for parcels within the ¼ mile radius).

STAFF ANALYSIS

In light of the Land Use Subcommittee feedback, staff recommends focusing the zoning study primarily on the land use changes desired for office development within the Civic Center Sub-Area. If new information is discovered during this review, the item will be brought back to the City Council and/or Land Use Subcommittee for further consideration.

Should the City Council approve this zoning study, staff will begin work to formalize a proposed amendment to the RASP and present it for a recommendation from the Land Use Subcommittee, Planning Commission, and then the City Council for final consideration.

ATTACHMENTS:

Land Use Subcommittee Memo, dated September 24, 2019
Land Use Subcommittee Minutes from September 24, 2019

Report Prepared By: Kristin Pollot, AICP, Planning Manager

PLANNING DIVISION
Memorandum

MEMO: September 24, 2019

TO: Land Use Subcommittee Members

FROM: Kristin Pollot, AICP, Planning Manager

RE: Item 3 – Railroad Avenue Specific Plan Potential Modifications

---

Staff is requesting feedback on two potential changes to the Railroad Avenue Specific Plan (RASP), which are being proposed in order to help achieve a better jobs/housing balance and incentivize more of the planned high-density housing to be located closer to existing shopping and transit, south of Highway 4.

Proposed Change #1 – Land Use Map Amendment. The first change proposed would include an amendment of the land use map in order to re-designate approximately 4.5 acres located north of the existing courthouse from "TOD Residential" to "Public/Institutional" (see Attachment 1, "Existing vs. Proposed" map). The primary reason for this change is to facilitate development of another potential office site immediately north of the existing courthouse. It is important to note that residential uses are allowed in the Public/Institutional RASP land use classification, so the change proposed would provide additional flexibility in land use beyond what currently exists, without losing the ability to build housing there in the future if an office development doesn't come to fruition. Definitions for both land use classifications are provided below for reference purposes.

> *Public/Institutional*. The Public/Institutional classification allows schools, government offices, transit sites, public utilities, and other facilities with a unique public character. Other permitted uses on Public/ Institutional sites located within one-half mile of the eBART Station includes residential uses, offices, restaurants and office-supporting commercial uses in order to support the public/institutional uses located on the block during business hours, and to activate the area during evenings and weekends when public/institutional uses are typically closed. Residential and commercial uses are permitted provided that the City Planner, Planning Commission or City Council, as appropriate, finds that the land will not be needed in the future for a public/institutional use.

TOD Residential (Residential: 20 to 50 dwelling units per gross acre; Non-residential: Maximum 0.25 FAR). The TOD Residential land use classification is intended to provide opportunities for multi-family residential development in a well-designed walkable environment within one-half mile of local and regional transportation facilities. TOD Residential land uses are intended to provide sites for multi-family apartments, condos, row houses, apartments, townhouses, court homes, and cluster housing. Neighborhood commercial uses, as defined in the Zoning Ordinance, are also appropriate in this land use classification provided that the commercial use is integrated into the development and limited to properties fronting a major arterial street.

Proposed Change #2 – Density Bonus Text Amendment. The RASP currently allows discretionary density bonuses for properties located within ¼ mile of the Pittsburg Center BART Station. In order to provide more clarity about how these density bonuses may be applied to projects, staff is proposing the following text amendment to the existing language about density bonus (newly proposed language is shown in underline font below):

DENSITY BONUS & INCREASE IN FAR PERMITTED

Subject to design review approval, discretionary density bonuses are permitted for all properties within one-quarter mile of the planned eBART Station, and increases in FAR are permitted in all commercial land use designations in order to accommodate a residential component. Additional increases in density and FAR are permitted within each land use designation as described below and in Chapter 4. Discretionary density bonuses beyond the limits defined in Chapter 4, may be permitted on TOD High designated parcels within one-quarter mile of the eBART, if all other minimum TOD High development standards outlined in Chapter 4 can be met.

Attachment:

1) Existing vs Proposed Land Use Maps

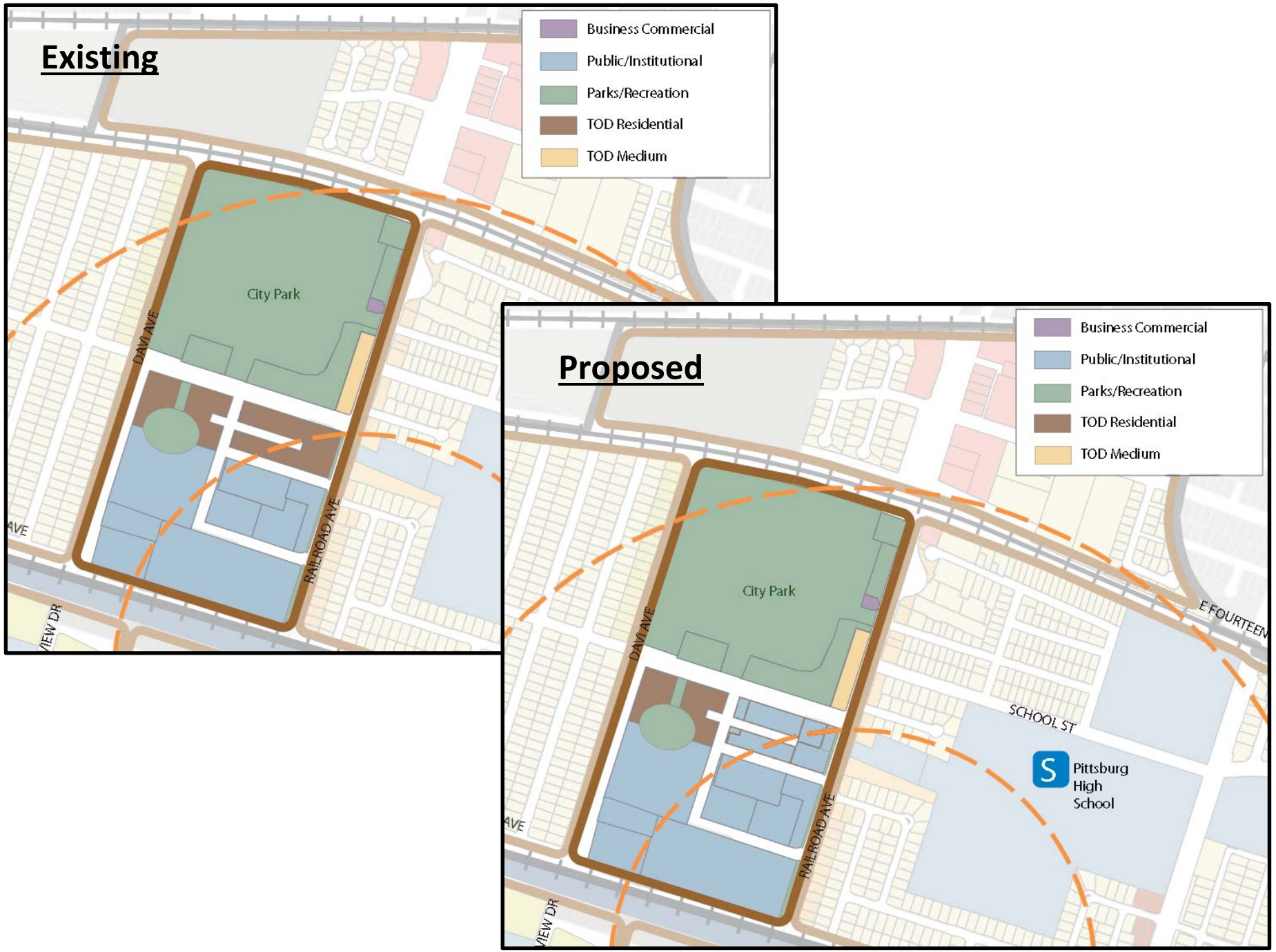
Existing
Business Commercial
Public/Institutional
Parks/Recreation
TOD Residential
TOD Medium
City Park
DAVI AVE
RAILROAD AVE
Proposed
Business Commercial
Public/Institutional
Parks/Recreation
TOD Residential
TOD Medium
City Park
DAVI AVE
RAILROAD AVE
E FOURTEEN
SCHOOL ST
Pittsburg
High
School

RASP – Existing Land Use Map

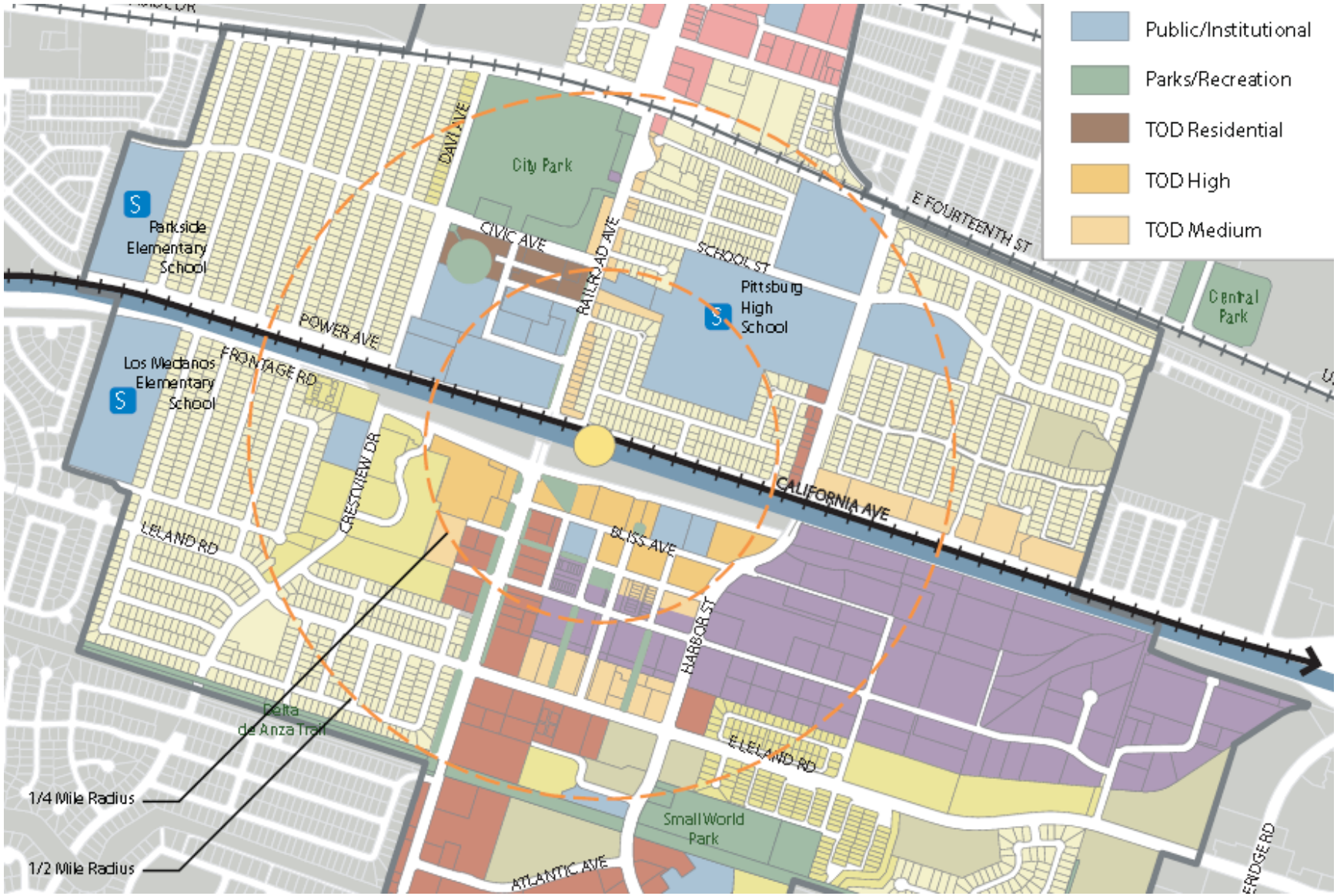

City of Pittsburg
Land Use Sub-Committee Meeting Minutes

September 24, 2019
4:30 p.m.

City Hall
First Floor Conference Room, 4B
65 Civic Avenue
Pittsburg, CA 94565

Council Members
Juan Antonio Banales
Holland Barrett White

Planning Commission Members
Elissa Robinson
Chris Moreno

In attendance: Juan Banales, Holland Barrett White, Elissa Robinson, Chris Moreno, Kristin Pollot, Trishia Caguiat, Jill Hecht, Jolan Longway, Garrett Evans, Fritz McKinley, Jordan Davis, Donna Mooney, Maria Aliotti, Brad Farmer, Nhat Phan, Haidi Muro, Tina Tedesco, John Tedesco, Durie Foster.

1. **Public Comment for Non-Agenda Items**
   - No Public Comment

2. **Bobo Court Zoning Amendment, AP-19-1454 (RZ)**
   An application for zoning text amendment has been filed for the property located at 1416 Bobo Ct., in order to help facilitate occupancy by a future cannabis manufacturing business. In reviewing the request, staff believes there are three separate ways in which the zoning amendment could be processed and as such, would like feedback from the Subcommittee before moving forward to the Planning Commission for a formal recommendation to City Council.
   - Planning Manager Kristin Pollot gave some background on the project which was discussed at two previous Land Use Subcommittee meetings. She stated that no cannabis operations were currently allowed, but staff believed there were three possible ways to move forward with the application.
     I. Overlay District specific to 1416 Bobo Court. This could allow for "Food & Drug Processing" in addition to all uses allowed within the current CS (Service Commercial) District Zone.
       - This approach would keep the application very focused in scope to the single property in question.
       - Ongoing administration/records management for multiple overlay districts can get cumbersome for staff. currently 20 separate overlay districts in existence and another 31 planned development zones which function similar to an overlay district.

     II. Zoning Text Amendment

- Text amendment could be drafted to allow the “food & drug processing” use, subject to a limitation that further restricts the geographic boundaries where the use may be established
- This type of limitation would allow the use subject to discretionary review in all CS zoned areas matching the geographic criteria. (Map of the areas that would be included was shown.)

III. Rezone to IP (Industrial Park) District

- After evaluating the existing operations in the area, it is believed that a full rezone of the site could be appropriate.
- The area identified in a map by staff is located between community commercial zoning and medium to high density residential zoning. It consists primarily of auto repair shops, contractor business/yards, a self-storage facility, and one drive-through establishment.
- Rezoning the area to IP (Industrial Park) District zoning could be considered a less intensive land use and/or more restrictive as it is intended to provide sites in landscaped setting for service-oriented commercial and light industrial uses with limited customer presence and turnover.

- Planning Commissioner Chris Moreno asked if applicant would need to have a conditional use agreement. Kristin responded stating yes, they would need to submit all requirements as the area is currently zoned “CS” district. More information is provided on the memo.
- Planning Commissioner Chris Moreno asked if the vacancy rate in the area was known. Kristin stated that the map shown was pretty accurate in depicting the vacant and occupied land in the area.
- Applicant Tina Tedesco stated she would not want to affect surrounding businesses or disrupt the harmony on Bobo Court with a rezone. Her current business is doing well and not in need of a rezone that could affect other businesses in the area.
- Planning Commissioner Chris Moreno stated that option 2 (Text Amendment) seemed like the easiest way to more forward. Kristin agreed saying staff would only add new text without the need to rezone.
- Mayor Banales asked if option 2 would open the door to more businesses, to which Kristin responded saying yes, it would. City Manager Garrett Evans followed by saying that this would benefit other potential businesses not just cannabis applicants.
- Planning Commissioner Chris Moreno thought that option 2 (text amendment) was the best option with boundary specifications in the text.
- Council Member Holland Barrett White asked if option 2 & 3 (Text Amendment & Rezone) could be blended. Kristin responded saying yes, but it would be more complicated. Assistant to the City Manager Jordan Davis followed by saying that option 1 & 3 (Overlay & Rezone) would be more appropriate to blend.
- Planning Commissioner Elissa Robinson asked if a text amendment would potentially be bad if dispensaries become a thing. Kristin explained that verbiage could be added to address those concerns. Commissioner Robinson added that

she liked option 2 (text amendment), she felt like it would work for this application.

- Mayor Juan Banales liked option 1 (overlay) because of the minimal impact. However, he would like more information on the impacts of the other options.
- Planning Commissioner Chris Moreno agreed with Mayor Banales, he would also like to see more information on the impacts of all the options.
- Kristin informed subcommittee that the next step was for staff to review submittal and bring forward a formal recommendation.

3. Railroad Avenue Specific Plan Potential Modifications

In an effort to achieve a better jobs/housing balance and incentivize more of the planned high-density housing closer to existing shopping and transit, staff is considering initiating two revisions to the Railroad Avenue Specific Plan, in order to allow: 1) more office development within the Civic Center sub-area, and 2) discretionary residential density increases above established maximums, for certain parcels located closest to the Pittsburg Center BART Station. *Subcommittee feedback is requested.*

- Planning manager Kristin Pollot explained that there have been many discussions around amending the Railroad Avenue Specific Plan, but no amendments have been made to date. In an effort to achieve better jobs/housing balance and incentivize more of the planned high-density housing closer to existing shopping and transit, staff is considering initiating two revisions to the Railroad Avenue Specific Plan.
    - Proposed change #1 would include an amendment of the land use map in order to re-designate approximately 4.5 acres located north of the existing courthouse from “TOD Residential” to “Public/Institutional”
    - Proposed change #2 would be a text amendment to provide more clarity on how the density bonuses may be applied to projects.
- Mayor Juan Banales asked why clarity was needed. Kristi responded stating that the section that reads *“Additional increases in density and FAR are permitted within each land use designation as described below and in Chapter 4”* was not very clear therefore staff was proposing to add the following new language *“Discretionary density bonuses beyond the limits defined in Chapter 4, may be permitted on TOD High designated parcels within one-quarter mile of the eBART, if all other minimum TOD High development standards outlined in Chapter 4 can be met.”*
- Planning commissioner Chris Moreno asked if density bonus was currently allowed and if this amendment along with developer meeting requirements was for additional bonuses. Kristi responded saying yes, this amendment would allow for additional bonuses which would open opportunities for more allowed uses. Commissioner Moreno followed stating he wanted clarification on this item. He wanted to ensure that no additional text was being added but rather clarifying what was existing. Jordan Davis responded saying that the objective was for the text to be more blunt when read.
- Mayor Juan Banales asked that the item be brought before Council to which Council member Holland Barrett White agreed.

4. SB 2 Planning Grant Application

In 2017, the Governor of California signed Senate Bill 2 (SB 2), referred to as the "Building Homes and Jobs Act," which established a permanent, on-going source of non-competitive grant funding for local agencies to prepare, adopt, and implement plans and process improvements intended to streamline housing approvals and accelerate housing production. Staff has prepared three draft program recommendations that would qualify for grant funding and would like feedback from the Subcommittee before going to City Council for a formal authorization to proceed. *Subcommittee feedback is requested.*

- Associate Planner Trishia Caguiat gave a brief presentation to provide background on Senate Bill 2. SB 2 was signed in 2017 and is referred to as the "Building Homes and Jobs Act." This law establishes a permanent, on-going source of funding dedicated to promoting and facilitating housing development.
- In March 2019 the Department of Housing and Community Development (HCD) released a notice of funding availability for approximately $123 million, the statewide revenue designated for local government grants.
- Local agencies are provided an eligibility allowance based on a population figure provided by the State Department of Finance. The City of Pittsburg is classified as "Medium city" and is eligible for a maximum award of $310,000.
- Staff researched the following potential programs that would be eligible to meet the criteria for grant funding and program deliverable requirements as specified in the notice of funding availability.
    - Development of objective design standards for multi-family projects.
    - Accessory dwelling unit ordinance updates and permit-ready prototype designs.
    - Application of vehicle miles travelled (VMT) as a CEQA impact threshold.
- Community Development Director Jill Hecht stated that accessory dwelling units are very popular at the moment and having premade plans available would guarantee funds as well as make the process easier for the homeowner/applicant.
- City Attorney Donna Mooney wanted subcommittee members to be aware that the deadline to apply for year one SB 2 is November 30, 2019 and the maximum award is $310,000.
- Mayor Juan Banales asked if one option was denied would it affect the other two options. Trishia responded stating it would not affect the other two.
- Council Member Holland Barrett White thanked Trishia for the presentation and asked if garage conversions could be included in the ordinance update option. Trishia responded stating garage conversions could be added.
- Planning Commissioner Elissa Robinson stated she liked the idea of the premade plans but wanted to know if City would be bound to one specific plan or if there would be several options to choose from. Kristin Pollot responded saying staff could look at several architectural plans to see what options are best.
- Planning Commissioner Chris Moreno asked if the program topics were prechosen topics that came from the Department of Housing and Community

Development or if staff came up with the proposed topics to move forward with. He did not feel that these topics were pressing items. He also asked if staff would move forward with grant application or if the item had to go before a voting body. Kristin responded stating these were not exactly prechosen topics as well as saying this item would have to go before City Council to authorize staff to apply for the grant.

- Planning Commissioner Chris Moreno asked what the timeline was for this item to go before City Council. Trishia responded stating that staff is looking to target the last meeting in October.
- There were no other comments from subcommittee.

5. Additional Public Comments

- Kristin provided an email from resident Mark Linde which addressed agenda items 2, 3, & 4. Comments are as follows;
    i. Item 2: Bobo Court Zoning Amendment. He disagrees with the rezoning of the two parcels noted on the map shown by staff as well as Bobo Court. He feels the area by Century Plaza and the dealerships should be set as a green zone and use for cannabis-based businesses, all other areas around the city already approved should be enticed to move into the green zone business park.
    ii. Item 3: Railroad Avenue Specific Plan potential modification. He feels that the RASP has been changed over and over to allow pet projects and yet the time spent on a report about bed and breakfast overnights has gone to waste. He requests that a series of public outreach meetings as well as review meetings involving the planning commission be held.
    iii. Item 4: Senate Bill 2 (SB 2) Planning Grants Application. He wanted to know if the City has a list of any properties that have applied, could apply, or would qualify for the program. He feels the city needs stores that sell quality food and merchandise. He stated he will continue to peruse state and federal reviews.
- All Subcommittee members read through the comments.
- Mayor Juan Banales asked Planning Manager what the process is for public outreach on development projects. She responded saying the outreach efforts often include Study Sessions, Land Use Subcommittee meetings, and Planning Commission meetings.
- No other questions were asked regarding Mr. Linde's concerns.

6. Miscellaneous Project Updates

- No project updates were given.

*Meeting Adjourned at 5:27pm

OFFICE OF THE CITY MANAGER/EXECUTIVE DIRECTOR
65 Civic Avenue
Pittsburg, CA 94565

TO: Mayor and Council Members

FROM: Garrett Evans, City Manager

SUBJECT: Adoption of a City Council Resolution to Authorize the Use of General Fund Excess Reserves and Appropriate Funds for Loveridge Road Pavement Improvements

MEETING DATE: December 16, 2019

EXECUTIVE SUMMARY

The City's Fiscal Year 2018/19 ended with a General Fund surplus of revenues over expenditures. Staff requests the appropriation of a portion of the excess General Fund reserves to provide funding for pavement improvements along Loveridge Road.

FISCAL IMPACT

If approved, the attached Resolution will authorize allocation of $463,689 from the General Fund surplus reserve balance (Fund 110) for Loveridge Road Improvements. There are sufficient funds in General Fund Reserves to accommodate the allocation.

RECOMMENDATION

City Council approve the appropriation of General Fund surplus reserves in the amount of $463,689. These funds will provide pavement improvements to Loveridge Road.

BACKGROUND

The City's Fiscal Sustainability Ordinance establishes policies and procedures to ensure that the City maintains unappropriated fund balances "reserves" in the City's funds. The minimum funding level within the General Fund reserve is thirty percent (30%) of the City's General Fund Operating Expenses.

The City ended the fiscal year 2018/19 with a General Fund surplus in the amount of $2,255,910 of which $1,854,757 is unencumbered.

It is the recommendation of staff and the Finance Subcommittee that twenty five percent (25%) of this surplus or $463,689 be appropriated for pavement improvements along Loveridge Road from the intersection of Leland Road heading north.

SUBCOMMITTEE FINDINGS

The Finance Subcommittee met on October 29, 2019 and it was recommended that twenty five percent (25%) of excess general fund reserves be allocated for Loveridge Road pavement improvements.

STAFF ANALYSIS

The proposed allocation will be used to rehabilitate the pavement on Loveridge Road from the intersection of East Leland Road to State Route 4. The project will include, but not limited to, pavement rehabilitation, vehicle detection equipment, compliant ADA ramps, and striping. These pavement repairs will help to effectively extend the useful life of the road which is heavily traveled by residential and commercial drivers.

ATTACHMENTS: Resolution

Report Prepared By: Diane Agar – Finance Division Manager
Approved by: Brad Farmer – Director of Finance

BEFORE THE CITY COUNCIL OF THE CITY OF PITTSBURG

In the Matter of:

Authorize the Use of General Fund)
Surplus Reserves and Appropriate)
Funds for Loveridge Road Pavement)
Improvements) RESOLUTION NO. 19-

The Pittsburg City Council FINDS AND DETERMINES as follows:

WHEREAS, the City's Fiscal Sustainability Ordinance establishes policies and procedures to ensure that the City maintains unappropriated fund balances "reserves" in the City's funds. The minimum funding level within the General Fund reserve is thirty percent (30%) of the City's General Fund Operating Expenses; and

WHEREAS, the City ended the Fiscal Year 2018/19 with a General Fund surplus in the amount of $2,255,910 of which $1,854,757 is unencumbered; and

WHEREAS, it is the recommendation of staff and the Finance Subcommittee that twenty five percent (25%) of this surplus or $463,689 be appropriated for pavement rehabilitation improvements along Loveridge Road from the intersection of East Leland Road heading north to State Route 4.

NOW, THEREFORE, the City Council DOES RESOLVE as follows:

Section 1.
All the recitals above are true and correct and incorporated herein.

Section 2.
The City Council hereby approves the appropriation of surplus general fund balance in the amount of $463,689 for pavement improvements along Loveridge Road from East Leland Road north to State Route 4.

Section 3.
The City Manager or his/her designee is hereby authorized to execute the necessary documents and take such further actions as may be necessary or appropriate to carry out the City's obligations under this Resolution.

Section 4.
This Resolution shall take effect immediately upon adoption.

PASSED AND ADOPTED by the City Council of the City of Pittsburg at a regular meeting on the 16th day of December 2019, by the following vote:

AYES:

NOES:

ABSTAINED:

ABSENT:

_____
Jelani Killings, Mayor

ATTEST:

_____
Alice E. Evenson, City Clerk

CITY OF PITTSBURG
CITY COUNCIL/AGENCY CONCURRENT MEETING MINUTES

DATE: November 18, 2019

LOCATION: Council Chamber, City Hall, 65 Civic Avenue, Pittsburg, CA 94565

CITY COUNCIL.AGENCY MEMBERS
Juan Antonio Banales, Mayor/Chair
Jelani Killings, Vice-Mayor/Chair Council/Agency Member
Marilyn Craft, Council/Agency Member
Holland Barrett White, Council/Agency Member
Shanelle Scales-Preston, Council/Agency Member
S.L. Floyd, Agency Member
Annie Hill Herring, Agency Member

APPOINTED OFFICIALS
Garrett Evans, City Manager/Executive Director
Donna Mooney, City Attorney/Legal Counsel
Alice E. Evenson, City Clerk/Agency Secretary (elected)
Nancy Parent, City Treasurer (elected)

Mayor Banales called the meeting of the City Council to order at 7:00 P.M. in the City Council Chamber at City Hall, 65 Civic Avenue, Pittsburg, CA after convening in Closed Session at 6:04 P.M. for the following items:

1. CONFERENCE WITH LEGAL COUNSEL - ANTICIPATED LITIGATION FOR THE PITTSBURG ARTS AND COMMUNITY FOUNDATION; Initiation of potential litigation pursuant to paragraph (4) of subdivision (d) of Section 54956.9:

One (1) case

2. CONFERENCE WITH REAL PROPERTY NEGOTIATORS (Pursuant to Section 54956.8):

Property: 51 Marina Blvd. (APN 085-030-006); Agency Negotiator: Garrett Evans and Fritz McKinley; Negotiating Parties: Dietrick Burks; Under Negotiation: Both price and terms of payment

Property: APN 085-108-001; Agency Negotiator: Garrett Evans, Fritz McKinley and Jordan Davis; Negotiating Parties: Amal Mohammed Abu-Safieh I; Under Negotiation: Both price and terms of payment

Property: APN 085-108-011; Agency Negotiator: Garrett Evans, Fritz McKinley and Jordan Davis; Negotiating Parties: Property Upsurge LLC; Under Negotiation: Both price and terms of payment

Property: APN 085-108-009; Agency Negotiator: Garrett Evans, Fritz McKinley and Jordan Davis; Negotiating Parties: Carol Gallagher TRE; Under Negotiation: Both price and terms of payment

Mayor Banales stated there was no reportable action taken in Closed Session.

ROLL CALL

All Members were present.

PLEDGE OF ALLEGIANCE

Chief Addington led the Pledge of Allegiance.

PROCLAMATIONS

3. Small Business Saturday

The proclamation will be sent to the requester: Women Impacting Public Policy.

4. Encouraging Autonomous and Smart City Innovation and Testing as a Public Safety and Economic Development Initiative

Matt Kelly of Contra Costa Transportation Authority accepted the proclamation.

PRESENTATIONS

5. Homeless Awareness Month

Lavonna Martin of Contra Costa Health Services presented the County's programs for homeless. She also accepted a proclamation for Homeless Awareness Month.

6. Contra Costa County Fire Protection District Update

Mick Quesada, Assistant Chief of Support Services with the Fire Protection District, gave an overview of the services provided.

CITY MANAGER REPORTS/REMARKS

Assistant City Manager McKinley announced upcoming events.

CITIZENS REMARKS

Bruce Ohlson, Pittsburg, speaking to the Proclamation for Smart City Innovation, noted the statistics regarding bicyclists vs. motorists and voiced his concern with self-driving vehicles.

Durie Foster, Pittsburg, thanked the Council for appointing Mr. Croskey to the Planning Commission. He also asked the Council to denounce former County Clerk Canciamilla for his unlawful behavior. He also believed there was a disconnect regarding the homeless situation between the local police department and the County's programs.

PITTSBURG POWER COMPANY PUBLIC HEARING

9. Adoption of a Pittsburg Power Company Governing Board Resolution Adopting the Wildfire Mitigation Plan and Verifying Compliance with State Law

On Motion by Vice-Chair Killings, seconded by Member Craft to adopt, and carried unanimously.

CITY COUNCIL CONSIDERATION

10. Adoption by Minute Order of a City Council Recess for Winter Months

On Motion by Vice-Mayor Killings, seconded by Member Scales-Preston to recess the meeting of January 6, 2020 and carried unanimously.

11. Adoption of a City Council Resolution Allocating Funding and Approving the Capital Improvement Program for Fiscal Years 2019/20 Through 2023/24

On Motion by Vice-Mayor Killings, seconded by Member Craft to continue the item to the meeting of December 16, 2019 and carried unanimously.

CONFLICT OF INTEREST STATEMENT

There were no conflict of interest statements.

COMBINED CITY COUNCIL, PITTSBURG ARTS AND COMMUNITY FOUNDATION, PITTSBURG POWER COMPANY AND SOUTHWEST PITTSBURG GHAD II AND SUCCESSOR AGENCY CONSENT CALENDAR

Durie Foster, Pittsburg, questioned Keller Canyon Mitigation Funds being used for City recreation programs, particularly at the Senior Center.

On Motion by Member Craft, seconded by Vice-Mayor/Chair Killings to adopt and carried unanimously.

12. Minutes of November 4, 2019

13. Adoption of a Pittsburg Power Company Resolution Approving the Conduit Lease Agreement between Pittsburg Power Company and Inyo Networks LLC

14. Adoption of a City Council Resolution Accepting Property from the Successor Agency for the Redevelopment Agency of the City of Pittsburg for Public Purpose

15. Adoption of a City Council Resolution to Accept Grant Funds from Keller Canyon Mitigation Fund for Fiscal Year 2019-20 Recreation Programs

16. Adoption of a City Council Resolution to Amend the Master Pay Schedule as Required by California Public Employees' Retirement System

17. Adoption of Nine City Council Resolutions to Find Developers in Compliance with

their Respective Development Agreements for: Southwest (San Marco), Garaventa, Tuscany Meadows, Liberty, Trans Bay Cable, Edgewater, Belle Harbor (Waterstone), Sky Ranch II, and Montreux

18. Adoption of a City Council Resolution Authorizing the Acceptance and Appropriation of State of California Office of Traffic Safety Grant Funds for the Selective Traffic Enforcement Program

COUNCIL REQUEST FOR FUTURE AGENDA ITEMS

There were no Council requests for future agenda items.

COUNCIL MEMBER REPORTS AND REMARKS

Member Craft stated she would be taking a leave of absence beginning immediately through February as she will be undergoing a surgical procedure. At the Veterans Day ceremony, she connected with a former shoeshine person and has a video for staff with information on Camp Stoneman.

Mayor Banales wished Member Craft a speedy recovery.

Vice-Mayor Killings thanked the veteran community at the Veterans Day events.

Member White stated his good wishes for a speedy recovery for Member Craft.

ADJOURNMENT

The City Council meeting was adjourned at 8:20 P.M. to December 2, 2019.

Respectfully submitted,

Alice E. Evenson, City Clerk

CITY OF PITTSBURG
CITY COUNCIL/AGENCY CONCURRENT MEETING MINUTES

DATE: December 2, 2019

LOCATION: Council Chamber, City Hall, 65 Civic Avenue, Pittsburg, CA 94565

CITY COUNCIL.AGENCY MEMBERS
Juan Antonio Banales, Mayor/Chair
Jelani Killings, Vice-Mayor/Chair
Marilyn Craft, Council/Agency Member
Holland Barrett White, Council/Agency Member
Shanelle Scales-Preston, Council/Agency Member
S.L. Floyd, Agency Member
Annie Hill Herring, Agency Member

APPOINTED OFFICIALS
Garrett Evans, City Manager/Executive Director
Donna Mooney, City Attorney/Legal Counsel
Alice E. Evenson, City Clerk/Agency Secretary (elected)
Nancy Parent, City Treasurer (elected)

Mayor Banales called the meeting of the City Council to order at 7:02 P.M. in the City Council Chamber at City Hall, 65 Civic Avenue, Pittsburg, CA.

ROLL CALL

Member Craft is on a medical leave of absence. All other Members are present.

PLEDGE OF ALLEGIANCE

Captain Wentz led the Pledge of Allegiance.

CITY MANAGER REPORTS/REMARKS

City Manager Evans announced upcoming events.

CITIZENS REMARKS

There were no citizen remarks on items not on the agenda.

REMARKS AND RECOGNITION OF OUTGOING MAYOR/CHAIR AND VICE-MAYOR/CHAIR

Vice-Mayor Killings presented Mayor Banales with a plaque commemorating his year in office as Mayor. Proclamations from Supervisor Glover and Senator Glazer were presented to Mayor Banales.

Mayor Banales recapped his year in office.

CITY COUNCIL REORGANIZATION

1. Selection of Mayor/Chair

On motion by Member Banales, seconded by Member Scales-Preston to appoint Member Killings as Mayor for 2020 and approved by the following vote:

AYES: Banales, Scales-Preston, White, Killings
ABSENT: Craft

2. Selection of Vice-Mayor/Vice-Chair

On motion by Mayor/Chair Killings, seconded by Member Scales-Preston to appoint Member Craft as Vice-Mayor/Chair for 2020 and approved by the following vote:

AYES: Banales, Scales-Preston, White, Killings
ABSENT: Craft

3. Remarks from New Vice-Mayor/Vice-Chair

Vice-Mayor/Chair Craft was absent.

4. Remarks from New Mayor/Chair

Mayor/Chair Killings stated he looked forward to a productive year.

5. Presentations/Comments

The following thanked Member Banales for his year of service and stated they looked forward to the upcoming year under Mayor/Chair Killings:

Charles Smith, Pittsburg
Willie Mims, Pittsburg
Joshua Samuels, Antioch

ADJOURNMENT

The City Council meeting was adjourned at 7:35 P.M. to December 2, 2019 ***in memory of Pastor Anthony Blackman***.

Respectfully submitted,

Alice E. Evenson, City Clerk

OFFICE OF THE CITY MANAGER/EXECUTIVE DIRECTOR
65 Civic Avenue
Pittsburg, CA 94565

TO: Chair and Governing Board Members

FROM: Garrett Evans, Executive Director

SUBJECT: Adoption of a Pittsburg Power Company Resolution Accepting a $40,000 Grant from the Y & H Soda Foundation and Increasing the Instructional Budget of the Future Build Program

MEETING DATE: December 16, 2019

EXECUTIVE SUMMARY

Pittsburg Power Company (PPC) is seeking approval to accept a $40,000 grant from the Y & H Soda Foundation (Grant) and to increase the instructional budget of the Future Build Program (Future Build).

FISCAL IMPACT

Future Build was awarded the Grant, thereby increasing its budget available for instructional purposes. There is no increased cost or fiscal impact to PPC or the City of Pittsburg.

RECOMMENDATION

PPC Board adopt the Resolution to accept the Grant from the Y & H Soda Foundation and to increase the Future Build instructional budget. It is recommended that the Executive Director be authorized to take any and all administrative actions to ensure that the grant funds are utilized to improve Future Build's instructional goals.

BACKGROUND

Future Build is a partnership of the PPC, Contra Costa Workforce Development Board (WDB), Pittsburg Adult Education Center (PAEC), Contra Costa Building and Construction Trades Council (CCBTC), GRID Alternatives, Environmental Protection Agency (EPA), Northern California Laborers Training, and Open Opportunities Incorporated (OOI) to provide East County residents with 16+ weeks of pre-apprenticeship training in the building trades and solar theory, construction, and installation.

Future Build's managing partner and fiscal agent is PPC. OOI provides case management and day to day program supervision and administration of the skill-based instructional staff. PAEC provides the general academic instruction. GRID Alternatives provides practical solar

installation instruction. Northern California Laborers provide the solar and safety training. CCBTC provides tools and instruction from its member trade unions as well as general orientation into the construction trades.

SUBCOMMITTEE FINDINGS

This item was not reviewed by a subcommittee.

STAFF ANALYSIS

Future Build provides a life changing experience for the trainees that leads to re-engagement in the workforce and post-secondary educational opportunities. Pre-apprenticeship training (classroom and laboratory) are married to practical applications in the field. The practical applications are community benefit projects where the trainees exercise what they have learned in the classroom and lab by improving facilities in public housing projects and rehabilitating homes for low-income residents, schools, and public recreational facilities such as parks.

Most recently, Future Build has made repairs and improvements to Small World Park and in partnership with GRID Alternatives, installed solar power on four low-income residences in the community.

While there is significant in-kind support for Future Build, the primary financial support is currently provided by the WDB and Environmental Protection Agency. This support is vital to the operation of Future Build. PPC also provides added financial support to Future Build. Additional funding has been provided by the Y & H Soda Foundation.

Y & H Soda Foundation awarded Future Build the Grant for the period of September 1, 2019 through June 30, 2020. As previously mentioned, the grant will assist Future Build in advancing its efforts with the pre-apprenticeship training of students and practical applications in the field. Future Build will be required to submit timely reports and may be monitored by Y & H Soda Foundation.

ATTACHMENTS: Resolution
Y & H Soda Foundation Grant

Report Prepared By: Melaine Venenciano, Senior Administrative Analyst

BEFORE THE GOVERNING BOARD OF THE PITTSBURG POWER COMPANY OF THE CITY OF PITTSBURG

In the Matter of:

Adoption of a Pittsburg Power Company Resolution Accepting a $40,000 Grant from Y & H Soda Foundation and Increasing the Instructional Budget of the Future Build Program	RESOLUTION NO. 19-

The Governing Board of the Pittsburg Power Company FINDS AND DETERMINES as follows:

WHEREAS, the Future Build Program (Future Build) is a partnership of the Pittsburg Power Company (PPC), Contra Costa Workforce Development Board, Pittsburg Adult Education Center, Contra Costa Building and Construction Trades Council, Northern California Laborers Training, and Open Opportunities Incorporated to provide East County residents with 16+ weeks of pre-apprenticeship training in the building trades and solar theory, construction, and installation; and

WHEREAS, Future Build provides a life changing experience for the trainees that leads to re-engagement in the workforce and post-secondary educational opportunities. Pre-apprenticeship training (classroom and laboratory) are married to practical applications in the field; and

WHEREAS, most recently, Future Build has made repairs and improvements to Small World Park and in partnership with GRID Alternatives, installed solar power on four low-income residences in the community and

WHEREAS, PPC is seeking approval to accept a $40,000 grant from the Y & H Soda Foundation (Grant) and to increase the instructional budget of the Future Build Program.

NOW, THEREFORE, the Governing Board of the Pittsburg Power Company DOES RESOLVE as follows:

Section 1.
The Board hereby finds and determines that the above recitals are true and correct and have served as the basis, in part, for the findings and actions of PPC set forth below.

Section 2.
The Board hereby adopts this Resolution accepting the Grant and increasing Future Build's budget.

Section 3.
The Executive Director is hereby authorized to take any and all administrative actions to ensure that the grant funds are utilized to improve Future Build's instructional goals. Further, the Executive Director is hereby authorized to take such actions as may be necessary or appropriate to carry out the PPC's obligations pursuant to this Resolution.

Section 4.
The Board Secretary shall certify to the adoption of this Resolution.

Section 5.
This Resolution becomes effective immediately upon adoption.

PASSED AND ADOPTED by the Governing Board of the Pittsburg Power Company of the City of Pittsburg at a regular meeting on the 16th day of December 2019, by the following vote:

AYES:

NOES:

ABSTAINED:

ABSENT:

_____
Jelani Killings, Chair

ATTEST:

_____
Garrett Evans, Board Secretary

SODA FOUNDATION

October 8, 2019

Garrett Evans
City Manager
City of Pittsburg
65 Civic Avenue
Pittsburg, CA 94565

Dear Mr. Evans:

We are in receipt of the signed award letter and grant conditions that were sent to the City of Pittsburg advising you that the Y & H Soda Foundation had awarded a grant in the amount of $40,000. Enclosed is our $40,000 check for the Future Build Program for the grant period of September 1, 2019 through June 30, 2020.

Again, we wish you continued success in your very worthwhile endeavors.

Sincerely yours,

Robert Uyeki
CEO

Cc: Gerald Dunbar, Consultant, Dunbar & Associates

1635 SCHOOL STREET MORAGA, CALIFORNIA 94556 • 925-631-1133

August 26, 2019

SODA FOUNDATION

Garrett Evans
City Manager
City of Pittsburg
65 Civic Avenue
Pittsburg, CA 94565

Dear Mr. Evans:

On behalf of the Board of Directors of the Y & H Soda Foundation, I am pleased to inform you that City of Pittsburg has been awarded a grant in the amount of $40,000. The terms and conditions of this grant are as follows:

1. This grant of $40,000 is for the Future Build Program for the grant period of September 1, 2019 through June 30, 2020.

2. Please pay particular attention to the Reports to the Foundation (Section C) of the enclosed Grant Conditions, where we detail expected performance indicators and reporting requirements.

3. This is an outright and one time grant. This award letter and the attached Grant Conditions constitute a legally binding agreement. It will be effective upon our receipt of the signed original of this letter and the executed Grant Conditions. Note: we require original wet ink signatures on all documents.

4. The $40,000 payment will be disbursed upon receipt of the signed documents specified above.

If you have any questions about this grant award, please contact Luis Arteaga, your Program Officer.

Sincerely yours,

Robert Uyeki
CEO

Garrett Evans, City Manager
City of Pittsburg
Date: 9/9/19

Juan Antonio Banales, Mayor
City of Pittsburg
Date: 9/18/19

Enclosed: Grant Conditions

Cc: Gerald Dunbar, Consultant, Dunbar & Associates

1635 School Street Moraga, California 94556 • 925-631-1133

Y AND H SODA FOUNDATION GRANT CONDITIONS

The following conditions required by the Y and H Soda Foundation ("Foundation") are incorporated into the attached Grant Notification and Agreement ("Notification") and form a part thereof:

A. Limitations on Use; Agreements and Warranties of Grantee
The Grantee represents, warrants and agrees as follows:

1. The Grant funds shall be expended only for the purposes stated in the Notification and in accordance with the Budget attached thereto, and no change, modification, adjustment or amendment will be made except with the advance written consent of the Foundation.

2. Expenses incurred by the Grantee prior to the date of the Notification shall not be charged against the Grant except with the written consent of the Foundation.

3. The Budget submitted by the Grantee reflecting the use of the Grant and the timing of all expenditures is true, correct and complete.

4. The Grantee shall be responsible for the expenditure of the Grant in accordance with the terms of the Notification and these General Conditions and shall maintain adequate records in accordance with generally accepted accounting principles (GAAP).

5. Except as permitted in writing by the Foundation, no part of the Grant funds will be paid by the Grantee to organizations or consultants engaged in fund raising or public relations for services rendered to obtain this Grant.

B. Return of Unexpended Grant Funds
The Grantee shall return to the Foundation any unexpended Grant funds if:

1. The Foundation determines in its absolute discretion that the Grantee has not performed its obligations with respect to the Grant or any warranty or representation of the Grantee made herein or if the Grantee's application is incorrect in any material respect.

2. The purpose for which the Grant has been made cannot, in the opinion of the Foundation, be accomplished due to changed circumstances or other reasons.

3. The Grantee has not spent all funds in accordance with the terms of the Budget within ninety (90) days after the time or times specified in the Budget unless the Grantee receives written approval from the Foundation to delay the expenditure.

C. Reports to the Foundation
The Grantee shall submit information demonstrating to the Foundation that the grant funds have been expended as indicated in the grant proposal. Please report on the following goals as part of your grant reporting:

- Enroll a minimum of 40 low-income East Contra Costa County residents into Cohorts 16 & 17; 90% of those enrolled will successfully complete the program; 80% of those completing will have qualifications for one or more apprenticeships in local Contra Costa County unions.

- At least 75% of graduates will enter employment following graduation; 50% of graduates will be hired into solar and/or construction trades. Report on average hourly wage for all job placements.
- Enroll 20% women trainees, 20% previously incarcerated and 80% people of color.
- Support Future Build trainees interested in community college opportunities at both Diablo Valley and Los Medanos Colleges. Report on the numbers who have taken advantage of waived tuition charges for Future Build graduates.

Type of Report	Due Date	Reporting Period
One Final Report	August 3, 2020	September 1, 2019 through June 30, 2020

D. Monitoring and Evaluation
In order to assess the effectiveness of the Foundation's grants, the Foundation may monitor or conduct an evaluation of the project or program funded by this Grant which may include visits by representatives of the Foundation to observe the Grantee's operating procedures with respect to this project or program and to discuss the project or program with the Grantee's personnel.

E. Public Announcements
The Grantee shall review all proposed announcements regarding this Grant with a representative of the Foundation prior to publication and all such proposed announcements shall be sent to the Foundation for such review. The Grantee shall also provide information regarding means of dissemination.

F. Limit of Commitment
This Grant has been authorized by the Directors of the Foundation and is accepted by the Grantee with the understanding that the Foundation has no obligation to provide additional funds or other support to the Grantee for the purpose stated above or any other purpose or project of the Grantee.

G. Interpretation of Agreement
These Grant Conditions, together with the Notification, Budget and grant application, constitute the entire agreement of the Foundation and the Grantee with respect to the subject matter herein and therein contained and shall be interpreted under the laws of the State of California.

Y & H SODA FOUNDATION

Dated: _____ By: _____
Robert Uyeki, CEO

CITY OF PITTSBURG

Dated: 9/9/19 By: _____
Garrett Evans, City Manager

Dated: 9/18/19 By: _____
Juan Antonio Banales, Mayor

2

OFFICE OF THE CITY MANAGER/EXECUTIVE DIRECTOR
65 Civic Avenue
Pittsburg, CA 94565

TO: Chair and Governing Board Members

FROM: Garrett Evans, Executive Director

SUBJECT: Receive and File the Southwest Pittsburg Geological Hazard Abatement District II Annual Pre-Winter Inspection Report 2019

MEETING DATE: December 16, 2019

EXECUTIVE SUMMARY

Fritz McKinley, the General Manager of the Southwest Pittsburg Geologic Hazard Abatement District II (GHAD), has provided for the Board's information a detailed inspection report and his annual report of GHAD facilities and site conditions.

FISCAL IMPACT

None from this report.

RECOMMENDATION

GHAD Board accept the Pre-Winter Inspection Report 2019 for information purposes only.

BACKGROUND

On March 6, 1995, the Pittsburg City Council adopted Resolution 95-8148 approving the formation of the GHAD to provide a means of financing necessary slope maintenance to reduce the risk of landslides in the City's hillside areas, to maintain certain drainage basins, and to establish a fund to help defray the cost of landslide repairs should a slide occur. In February 2001, the original GHAD was dissolved and the Southwest Pittsburg GHAD II was formed and the Board of Directors appointed.

SUBCOMMITTEE FINDINGS

This item was not presented to a Subcommittee.

STAFF ANALYSIS

The General Manager's report attached as Exhibit "A" is provided to the Board as a status report of work performed since the previous report in November 2018. The report describes the conditions of areas and facilities, provides status of improvements maintained or monitored by the GHAD, reviews the budget and discusses upcoming projects.

The GHAD's contract geologist inspected facilities and land within the GHAD on October 16 and 17, 2019, and his report is attached as Exhibit "B." General highlights of the attached report include the following:

The GHAD contracted with the City of Pittsburg for its Public Works Department to clean concrete V-ditches in the accepted areas of the District in preparation for the winter rains. This work is scheduled to be complete by December 31, 2019. The same contractor also maintains areas owned by the District, the Babbling Brook area along San Marco Boulevard, and areas along West Leland Road and within the Vista Del Mar subdivision.

Oak Hills Subdivision

Observations of Oak point Slope: The eastern 15- to 20-foot long section of the third J-ditch (from top of slope) has a void beneath its downslope side that should be filled with soil and packed to reduce the potential for settlement and cracking. Controlled density fill, grout, or concrete may also be used.

Semi-continuous open soil cracks about 2 inches wide and up to 6 inches deep were observed parallel to the slope behind and about 20 feet upslope of residential structures at 180 and 186 Oakpoint Court. The noted cracking may be related to shrink/swell cycles of expansive soils rather than slope movement and should be monitored.

Observations in Oak point Basin: Pavement around a grated inlet that collects storm drain flow into the basin appeared buckled, uneven and cracked. An open soil crack was observed south of the storm drain inlet. Both features may be related to settlement of fill soils that cover the storm drainpipe. Open cracks in the pavement should be sealed and the area monitored.

Observations of Shadybrook Slope: The lower central part of the slope exhibits ground bare of grass, bulging and cracking. Over the years several test pits were excavated and logged, and no evidence was observed that would suggest an active landslide. This slope has not failed. This area will continue to be monitored during heavy rainfall events and after strong seismic activities.

Observations of Oliveglen Slope: The portion of the south and upslope of Oliveglen Court remains somewhat uneven. The retaining wall shows no sign of movement since the last observation. Crack sealing was completed last year. A ½-inch gap between the edge of pavement and concrete curb should be filled.

Vista Del Mar Subdivision

Observations of Santa Lucia Slope: The slope where a water line ascends to the San Marco development appeared free of slope instabilities. Beyond the concrete trail to the north, a large-scale landslide repaired in 2006/2007 appeared stable and no distress was observed across San Marco homes rear lot fence lines or concrete V-ditches. Nearly all the concrete

V-ditches within the Vista Del Mar east of the San Marco Homes along Santa Lucia Drive are partially plugged with dead grasses and debris and need to be cleaned.

Observations of Southern Slopes: Open and curvy soil cracks were observed to follow the outline of the large-scale landslide headscarp and may signal minor movement occurring along the north-facing slope above and immediately south of the area where soils piles were placed during construction of the subdivision. This area should be monitored at the conclusion of the upcoming rainy season.

San Marco Subdivision

Observations of San Marco Slope: Water seepage that was observed and reported previously along the central portion of the north-facing slope appeared more prominent and a continuous visible discharge along the face of the slope was observed. The seepage extended down the slope creating a linear zone of green grasses but is not expected to adversely impact the stability of the slope.

Observations of San Marco Babbling Brook: San Marco Boulevard Class I Trail project constructed a bridge over the Babbling Brook (GHAD owned property) to reduce trespassing and degradation of mitigation areas. The Project was partially funded by the GHAD II District.

Fiscal Information

An updated Assessment Roll was prepared and submitted by GHAD's consultant, Francisco and Associates, for FY 19/20. Special assessment revenue for the Southwest Pittsburg Geologic Hazard Abatement District II, not including the Toscana Bio-Retention Basin, is estimated to be $940,821.92. The Toscana Bio-Retention Basin assessment is now collected and reported separately, and revenue is estimated to be $21,253.68 for FY 19/20.

The GHAD's accumulated reserve (fund balance) as of June 30, 2019, was $4,018,328. As of November 15, 2019, GHAD expenses to date for FY 19/20 are $375,220.

ATTACHMENTS: Exhibit "A"-General Manager's Report
Exhibit "B"-Geologist Pre-winter Inspection Report
Exhibit "C"-Site Plan

Report Prepared By: Gina Haynes, Senior Civil Engineer

EXHIBIT “A”

2019/20 SOUTHWEST PITTSBURG GHAD II ANNUAL REPORT

By GHAD Staff Gina Haynes, P.E.

INTRODUCTION

The General Manager of the Southwest Pittsburg Geologic Hazard Abatement District II (GHAD) or his staff has traditionally performed an annual report of the GHAD facilities and land within the GHAD areas of responsibility. This report to the Board is a summary of activities performed during the previous year, a description of current and anticipated issues, and description of the current financial status of the GHAD.

The GHAD areas of responsibility continue to increase as development expands in the southwest hills of Pittsburg. City staff continues to perform ongoing maintenance, under contract to the District, throughout the year. Additional maintenance responsibilities will begin when GHAD staff accepts the completion of the remaining basins and hillsides.

MAINTENANCE OUTSIDE THE GHAD

The developers of unfinished tracts remain responsible for maintenance of those parcels not yet accepted by the GHAD. Prior to the completion of the final home built within a basin drainage area, the developer of the tract remains the responsible party. Also, within the Vista Del Mar subdivision three detention basins and the parcel where the landslide occurred (Estate Lots) remain under developer control.

MAINTENANCE OF GHAD FACILITIES

The GHAD has maintenance responsibility for detention ponds within the District where construction is complete. Currently seven detention basins are the responsibility of the GHAD. Oakpoint Basin, Shadybrook Basin, Freshwater Basin, Shadow Hills Basin and San Marco Lower, Middle and Upper Basin (see site plan attached as Exhibit “C”).

The GHAD maintenance contracts this year included cleaning out v-ditches in the hillside areas to prevent erosion and potential for subsequent slope instability. The drainage facilities and areas immediately adjacent to the ditches were also cleared of brush, trash and debris.

On October 16 and 17, 2019, an inspection of the facilities and land within the GHAD was completed by the GHAD contracted geologist. The corrective maintenance work generated from that report is currently being completed by City maintenance staff under contract with the GHAD. Cut slopes and fill slopes in Oak Hills and San Marco were inspected by the GHAD staff and the GHAD geologist to check for any active slides. The District geotechnical engineer, Bagg Engineer's, has provided a detailed inspection

report (attached as Exhibit “B”).

During the annual inspection the GHAD geologist identified a small landslide on the lower central part at the Shadybook Slope Repair. This lower central part of the slope exhibits the appearance of an active landslide, including ground bare of grass, bulging, cracking and hummocky. Over the years several test pits were excavated and logged, although, no evidence was observed that would suggest an active landslide. This slope has not failed but minor relaxation, creep and significant open soil cracking persist. This area will continue to be monitored during heavy rainfall events and after strong seismic activities.

On the Southern Slopes in Vista Del Mar open and curvy soil cracks that followed the outline of the large-scale landslide headscarp were observed during this reconnaissance. This is a new development which has not been observed previously after the completion of the partial landslide repairs that were implemented during the late 2000s. These open soil cracks may signal that minor movement is occurring along the north-facing slope above and immediately south of the level bench area where soils piles have been placed during the construction of the subdivision. This area should be monitored at the conclusion of the upcoming rainy season to assess the magnitude and lateral extent if additional slope movement were to occur.

Nearly all the concrete V-ditches that are present within the Vista Del Mar Subdivision, to the east of the San Marco Subdivision situated along Santa Lucia Drive are partially plugged with dead grasses and debris and need to be cleaned out. GHAD has contracted with the City of Pittsburg, Public Works Department to perform the annual cleaning of all other v-ditches and drainage structures. Public Works will complete necessary cleaning of the inlets and ditches by December 31, 2019.

FY 2019/20 PROJECTS

1. Oakpoint Slope V-Ditch Repair
2. Oakpoint Basin Crack Seal
3. Shadybrook Water Reservior Crack Seal
4. Oliveglen Slope V-Ditch Repair

ANNUAL BUDGET

An updated Assessment Roll was prepared and submitted by GHAD’s consultant, Francisco and Associates, for FY 19/20. Special assessment revenue for the Southwest Pittsburg Geologic Hazard Abatement District II, not including Toscana Bio-Retention Basin, is estimated to be $940,821.92. The Toscana Bio-Retention Basin assessment is now collected and reported separately, and totals $21,253.68 for FY 19/20.

The GHAD’s accumulated reserve (fund balance) as of June 30, 2019, was $4,018,328.

As of November 15, 2019, GHAD expenses to date for FY 19/20 are $375,220.

SPECIAL PROJECTS/ISSUES

The GHAD has not accepted the land where a landslide took place on the Estate Lot area and three (3) detention basins in the Vista Del Mar subdivision. GHAD's experts recommend installation of subdrains and solar powered pumps to de-water the slide area. The developer of Vista Del Mar is responsible for the cost of this construction, plus a one-time payment for future maintenance and/or replacement of these facilities. GHAD staff has met with the Developer who has not yet agreed to an approach to address the repair. In addition, the Developer has not yet completed minor grading and construction of drainage improvements in the area above the southern end of Alves Ranch Road. Staff has met and corresponded with the Developer to resolve this issue.

During development of Phase 1 of the Alves Ranch Subdivision, the developer will construct stormwater system improvements in the Alves Ranch Basin that meet the regulatory requirements of Section C.3 of the Municipal Regional Stormwater NPDES permit, as required by the Development Agreement. After the work is complete the Developer will dedicate the basin to the GHAD. Staff expects the homeowners in Alves Ranch Subdivision to fund the maintenance and replacement of that C.3 facility through an GHAD assessment fee.

Construction of Contract 2015-03, San Marco Boulevard Class I Trail project is complete. This project constructed a new bridge over the Babbling Brook (GHAD owned property) to eliminate trespassing, degradation of the mitigation areas and limit liability to the GHAD II District. The Project was partially funded by GHAD II District.

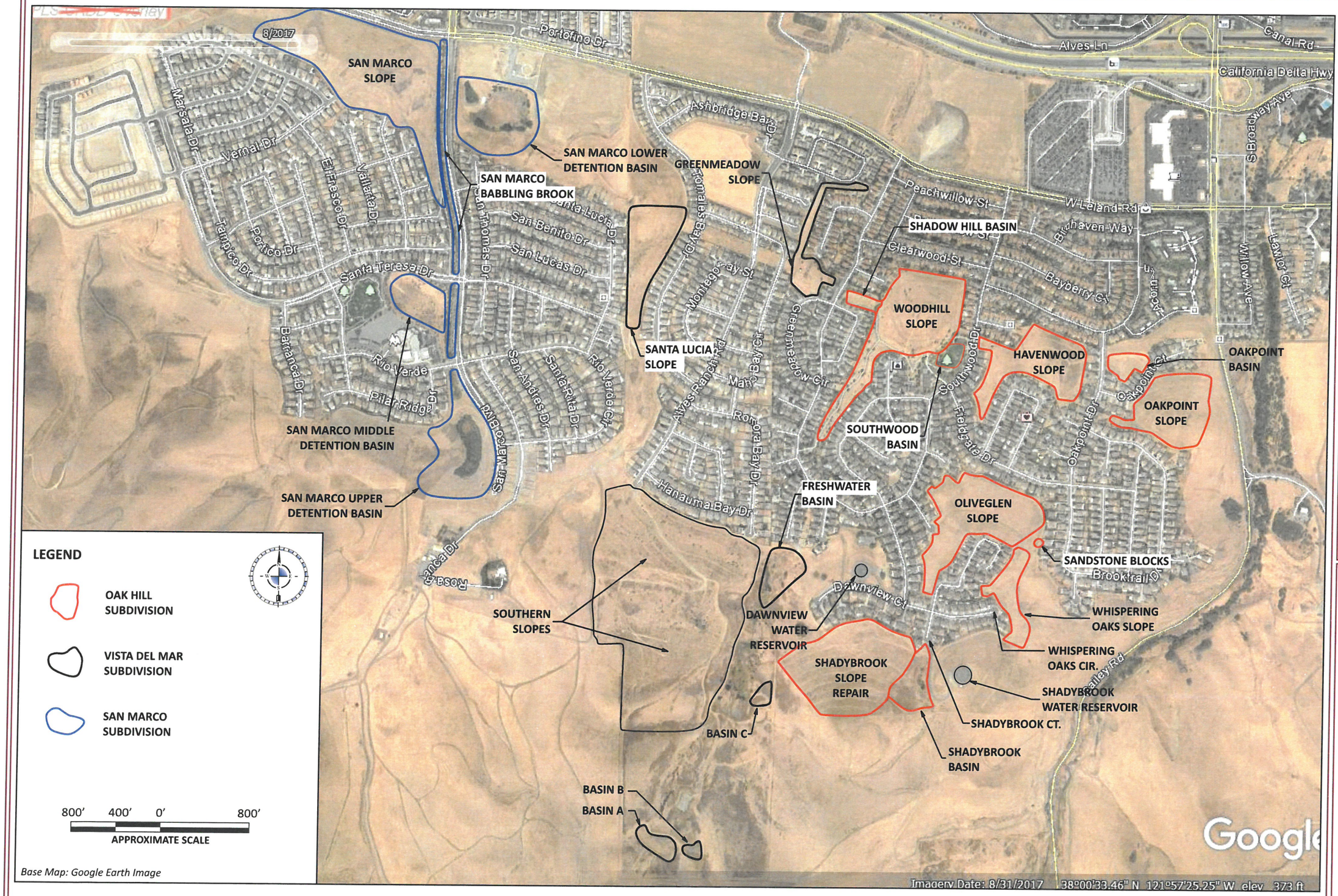

SITE PLAN

PLATE 1

DATE October 2018

SCALE: 1" ≈ 800'

JOB NO.: PITTS-02-00

BAGG ENGINEERS

ENGINEERING GEOLOGY/GEOTECHNICAL CONSULTATION
GHAD ANNUAL RECONNAISSANCE
OAK HILLS, VISTA DEL MAR,
& SAN MARCO SUBDIVISIONS
PITTSBURG, CA

EXHIBIT "B"

October 22, 2019
BAGG Job No. PITTS-02-00
Revised

Ms. Gina Haynes
Pittsburg Southwest Geologic Hazards Abatement District
City of Pittsburg
65 Civic Avenue
Pittsburg, California 94565
ghaynes@ci.pittsburg.ca.us

LETTER REPORT
Ninth Annual Engineering Geologic Site Reconnaissance Observations
Pittsburg Southwest Geologic Hazards Abatement District (SW GHAD)
Pittsburg, California

Dear Ms. Haynes:

At your request, we have prepared this letter report to provide the Pittsburg Southwest Geologic Hazards Abatement District (SW GHAD) with a summary of our annual site reconnaissance observations made by our Certified Engineering Geologist (CEG) on October 16 and 17, 2019. Our site reconnaissance visits covered open space areas located within the Oak Hills, Vista Del Mar, and San Marco residential subdivisions in Pittsburg that are under the jurisdiction of the SW GHAD management. The field reconnaissance covered cut and fill slopes, previous landslide repair areas, detention basins, water reservoirs, and drainage improvements such as concrete V-ditches, storm drain inlets, and terraces/benches on slopes. The attached Plate 1, Site Plan, shows the slope and basin areas we observed during our reconnaissance and which we discuss in detail below. The project CEG has performed these annual reconnaissance visits for the last 9 years and the following letter reports have been issued previously to summarize the results of our observations:

- *Annual Engineering Geologic Site Reconnaissance Observations Pertaining to the Pittsburg Southwest Geologic Hazards Abatement District Sites in Pittsburg, California* (File No. 114812/PW2)**,** dated November 8, 2011;
- *Second Annual Engineering Geologic Site Reconnaissance Observations Pertaining to the Pittsburg Southwest Geologic Hazards Abatement District Sites in Pittsburg, California (File 114812*/PW2*),* dated December 3, 2012;

- *Third Annual Engineering Geologic Site Reconnaissance Observations Pertaining to the Pittsburg Southwest Geologic Hazards Abatement District Sites in Pittsburg, California (File 114812*/PW2*),* dated December 6, 2013;
- *Fourth Annual Engineering Geologic Site Reconnaissance Observations Pertaining to the Pittsburg Southwest Geologic Hazards Abatement District Sites in Pittsburg, California (File 114812*/PW2*),* dated November 24, 2014;
- *Fifth Annual Engineering Geologic Site Reconnaissance Observations Pertaining to the Pittsburg Southwest Geologic Hazards Abatement District Sites in Pittsburg, California (File 114812*/PW2*),* dated October 22, 2015;
- *Sixth Annual Engineering Geologic Site Reconnaissance Observations Pertaining to the Pittsburg Southwest Geologic Hazards Abatement District Sites in Pittsburg, California (File 114812*/PW2*),* dated December 13, 2016;
- *Seventh Annual Engineering Geologic Site Reconnaissance Observations Pertaining to the Pittsburg Southwest Geologic Hazards Abatement District Sites in Pittsburg, California (File 114812*/PW2*),* dated November 10, 2017, and
- *Eighth Annual Engineering Geologic Site Reconnaissance Observations, Pittsburg Southwest Geologic Hazards Abatement District (SW GHAD), Pittsburg, California (File PITTS-01-00),* dated November 2, 2018.

Our opinions and conclusions presented herein were mostly based on our CEG's observations and knowledge of the history of the discussed areas. Our engineering geologic services were provided on behalf of the SW GHAD management in accordance with our current consulting services agreement with the City of Pittsburg (City). No subsurface exploration or laboratory testing were performed as part of our current services.

SUMMARY OF OBSERVATIONS WITHIN OAK HILLS DEVELOPMENT

Oakpoint Slope

- The eastern 15- to 20-foot long section of the third J-ditch (from top of slope) has a void beneath its downslope side (see Plates 2 and 3, Site Photos). To reduce the potential for subsequent settlement and cracking of the concrete ditch, the void should be filled with soil and packed/tamped. In lieu of soil, controlled density fill (CDF), grout, or concrete may be used to fill the void.
- Semi-continuous open soil cracks measuring about 2 inches in width and up to about 6 inches in depth were observed extending parallel to the slope along its lower portion behind and about 20 feet upslope of the residential structures at 180 and 186 Oakpoint Court (see Plate 4, Site Photos). The noted cracking maybe related to shrink/swell cycles of expansive soils blanketing the slope rather than slope movement but should be monitored during future reconnaissance visits.

Oakpoint Basin

- The basin's side slopes appeared uniform lacking and instabilities or irregularities except for heavy animal burrowing.
- Long green grasses and heavy vegetation and brush growth were observed near the raised outlet structure located along the western side of basin. These grasses and shrubbery should be removed (see Plate 5, Site Photos).
- A storm drain inlet that collects and directs storm drain flow into the basin was observed near the eastern end of the basin along the north side of Oakpoint Court. The pavement around the grated storm drain inlet appeared buckled, uneven and cracked. In addition, an arcuate open soil crack was observed just south/southwest of the noted storm drain inlet along the west-bound lane (see Plates 6 and 7, Site Photos). These features maybe related to settlement of fill soils that cover the storm drain pipe that extends into the basin. The open cracks in the pavement should be sealed and the area monitored during future reconnaissance episodes.

Shadybrook Basin

- Long dead grasses were observed surrounding the slightly raised and grated overflow structure, which is situated a short distance to the north of the basin. The noted structure should be cleared of the noted grasses (see Plate 8, Site Photos).
- The conditions of the interior slopes remained essentially the same and the landslide deposit present along the western slopes showed no signs of recent movement.

Shadybrook Slope Repair

- The lower central part of the slope has for years appeared bare of grass, bulging, cracked, and hummocky. Several test pits were excavated and logged by the project CEG in 2013 in that area but no evidence was observed of active landsliding. The observed conditions essentially remained the same and the slope has not failed since but minor relaxation, creep, and significant open soil cracking appear to have persisted. This area should be monitored during heavy rainfall events and after strong seismic activities.
- The lowest concrete V-ditch situated immediately behind the homes is partially plugged with long dead grasses, which should be removed.
- Immediately behind the third house from the west end (looking northward) along the toe of the slope, our CEG observed a concrete block placed atop a grated storm drain inlet at the lowest concrete V-ditch (see Plate 9, Site Photos), which should be removed.

Shadybrook Water Reservoir

- The previously observed open gap between the downslope side of the paved access roadway and the concrete curb has been plugged with rubber base sealant per our last year's recommendations. However, the noted gap has extended for an extra 30 feet along the edge of the pavement beyond (downslope) of the sealed portion. This newly observed gap should also be sealed utilizing rubber base sealant or sand slurry (see Plate 10, Site Photos).
- Concrete/cement bags have been placed along the lower edge of the concrete V-ditch paralleling the paved access roadway along its downslope side.

Southwood Basin

- The linear open soil cracks that were observed along the top of the basin's eastern slope (immediately to the west of Southwood Drive) during previous slope reconnaissance visits persist (see Plate 11, Site Photo). The ground surface in the area of the noted soil cracking appears to have slightly down-dropped/depressed against the back of the sidewalk (see Plate 12, Site Photos). As recommended previously, these visible cracks should be infilled with soil and tamped to decrease water infiltration, which could adversely impact the stability of the noted slope.

Oliveglen Slope

- The portion of slope to the south and upslope of Oliveglen Court remains hummocky and somewhat uneven. The previously observed tilted east end of the masonry retaining wall marking the southern upper edge of the cul-de-sac appeared to have remained the same.
- The previously reported prominent cracks in pavement within the cul-de-sac have been sealed with tar since our last year's reconnaissance visit. However, an open ½ inch wide gap remains between the outer edge of pavement and the concrete curb. This open gap should be infilled with grout, sand slurry or CDF.
- The concrete V-ditch present at mid-slope is partially filled with soil and manmade debris, which should be removed and the ditch cleaned.

Woodhill Slope

- Some long dead grasses and minor debris were observed in the concrete V-ditches present along the north side of the topographic knob. The V-ditches and adjacent storm drain inlets should be cleaned.
- The condition of the overall slopes in this area appeared free of slope instabilities and have essentially remained unaltered for years.

Whispering Oaks Slopes

- The slopes in this area remained essentially the same since our previous reconnaissance visits. No fresh signs of slope instabilities or raveling were observed. The majority of these slopes appeared to either be natural or cut slopes that are performing well

Dawnview Court Water Reservoir

- The western half of the concrete V-ditch located downslope of the subject reservoir is partially filled with long dead grasses and minor debris, which should be removed.
- The area of the reservoir appeared well maintained.

Havenwood Slopes

- The eastern ends of the two upper V-ditches appeared to be partially filled with long dead grasses that should be removed.
- The overall slope area appeared in good condition.

Shadowhill Basin

- The basin's side slopes appear to be free of slope instabilities and the basin itself was observed to be free of debris.
- The side slopes appear to have been subjected to heavy animal burrowing.

SUMMARY OF OBSERVATIONS WITHIN VISTA DEL MAR DEVELOPMENT

Santa Lucia Slope

- The slope portion where the existing water line ascends to reach the San Marco development appeared free of slope instabilities and no distress was observed along the concrete trail/walkway.
- Beyond the concrete trail to the north, a large-scale landslide repair was performed during 2006/2007. The repaired slope appeared stable and no distress was observed across San Marco homes rear lot fence lines or concrete V-ditches. However, nearly all the concrete V-ditches that are present within the Vista Del Mar to the east of the San Marco Homes situated along Santa Lucia Drive are partially plugged with dead grasses and debris and need to be cleaned out.

Greenmeadow Slope

- The slope appeared to be performing well and signs of soil creep were observed along the slope portion opposite Maho Bay Court. The area should be monitored in the future and no action is needed there at this time.

- The retaining wall along Kapalua Bay Circle showed no signs of distress and the drain inlet behind/upslope of the wall appeared clean and free of debris.

Southern Slopes

- It appears that track-mounted equipment which was utilized to extend fire break swaths near the V-ditch has resulted in shoving soil and rock fragment debris into sections of the V-ditch along the south side of the paved access road to the Southern Slopes (see Plates 13-15, Site Photos). The noted debris should be removed and the V-ditch cleaned.
- The same concrete V-ditch noted above and which parallels the paved access roadway along its southern side and ascends to the level bench to the south appeared to be partially plugged with sediment, rocks, and green long grasses (see Plate 16, site Photos). The noted debris in the V-ditch is generally concentrated at and downslope of the subdrain pipe outlet (see Plate 17, Site Photos) that daylights and continuously drains into the V-ditch about half way up the access roadway.
- Open and curvy soil cracks that followed the outline of the large-scale landslide headscarp were observed during this reconnaissance (see Plates 18-20, Site Photos). This is a new development which has not been observed previously after the completion of the partial landslide repairs that were implemented during the late 2000s. These open soil cracks may signal that minor movement is occurring along the north-facing slope above and immediately south of the level bench area where soils piles have been placed during the construction of the subdivision. This area should be monitored at the conclusion of the upcoming rainy season to assess the magnitude and lateral extent if additional slope movement were to occur.
- Basins A through C that were constructed along the east side of the creek channel bordering the Vista Del Mar subdivision along its eastern side and extending upslope to the south beyond Freshwater Basin appeared to be free of significant sediment and debris and the wooden retaining walls appeared intact and erect. Our CEG did not access these basins but they were observed from the topo of the ridge at Vista Del Mar.

Freshwater Basin

- In general, conditions remained essentially the same since our last reconnaissance and the outlet and overflow structures appeared clean and free of debris.

SUMMARY OF OBSERVATIONS WITHIN SAN MARCO DEVELOPMENT

San Marco Slope

- The water seepage that was observed and reported previously along the central portion of the north-facing slope appeared more prominent and a continuous visible discharge along the face of the slope was observed during our reconnaissance. The

seepage extended down the slope creating a linear zone of green grasses (see Plates 21 and 22, Site Photos). Although the seepage is not expected to adversely impact the global stability of the overall slope, localized slope failures could occur where surficial sediments become saturated along the noted green zone.

San Marco Detention Basins and Babbling Brook

- The Upper, Middle, and Lower San Marco Detention Basin appeared to have long grasses and brush although their functionality does not appear to have been impacted. Interior side slopes remained free of instabilities. The inlet and outlet areas of the Babbling Brook and all the basins should be maintained to permit free water flow.
- The Babbling Brook was observed to be dry and its rocky check dams appeared in good condition.

LIMITATIONS AND CLOSURE

This review has been performed at the request of the Southwest Pittsburg GHAD (District). Our role was intended to provide field observations and technical advice to assist the District in its discretionary maintenance/evaluation decisions. Our services have been limited to our described observations at the described areas. We have employed accepted engineering geologic and geotechnical procedures, and our professional opinions and conclusions are made in accordance with generally accepted engineering geologic and geotechnical engineering principles and practices that exist in the San Francisco Bay Area at the time this letter was written. No other warranty is expressed or implied.

We trust that the information provided above will assist you in your on-going evaluations of these areas. Please contact our CEG at (209) 361-4124 if you have any questions concerning this letter or our associated services. It has been a pleasure to continue providing consulting services to the City of Pittsburg.

Very Truly Yours

BAGG Engineers

Sadek M. Derrega, PG, CEG #2175
Principal Engineering Geologist

Attachments:

Plate 1 Site Plan
Plates 2-22 Site Photos

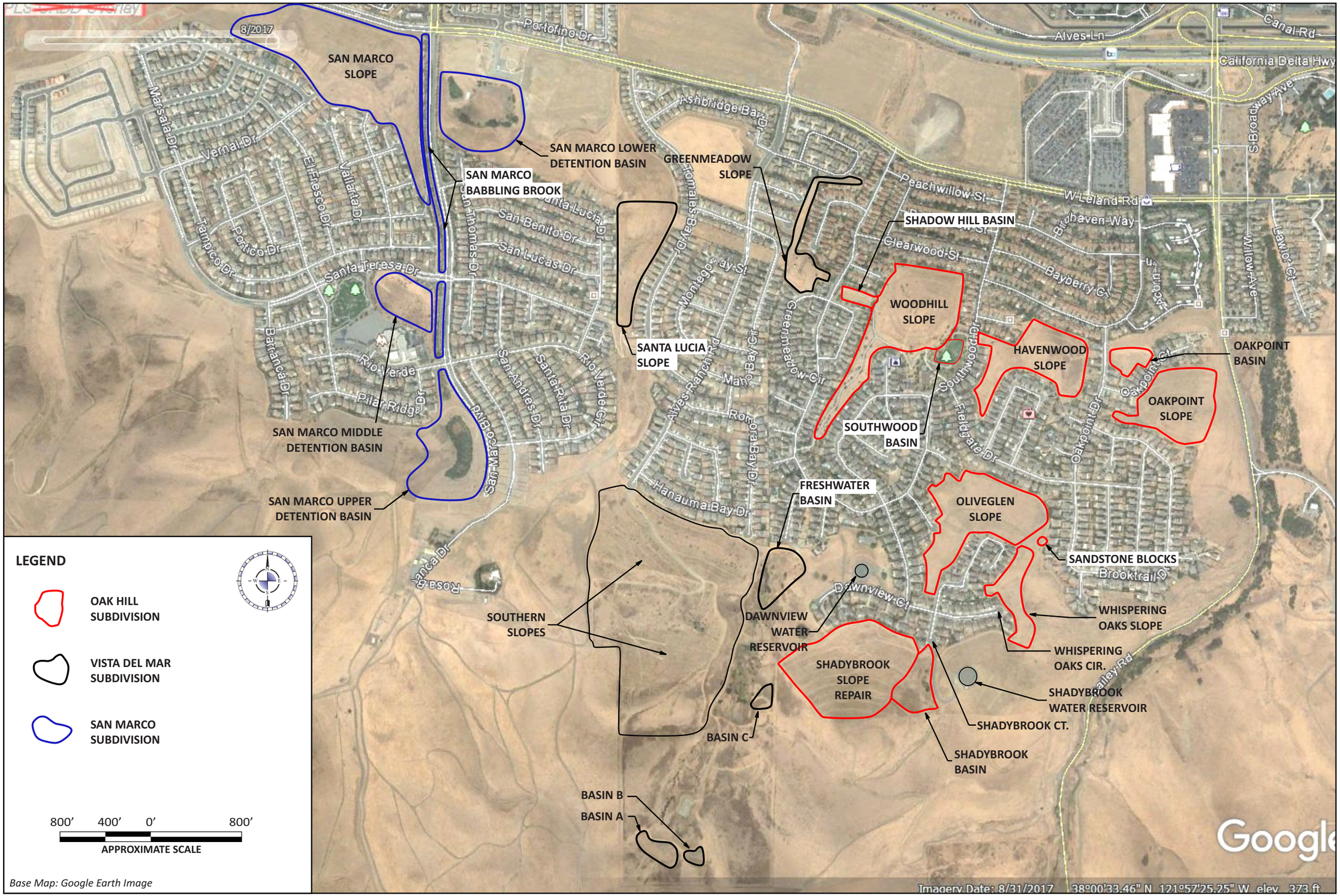

SITE PLAN

PLATE 1

DATE October 2018

SCALE: 1" ≈ 800'

JOB NO.: PITTS-02-00

BAGG ENGINEERS

ENGINEERING GEOLOGY/GEOTECHNICAL CONSULTATION
GHAD ANNUAL RECONNAISSANCE
OAK HILLS, VISTA DEL MAR,
& SAN MARCO SUBDIVISIONS
PITTSBURG, CA



Note open gap beneath V-ditch

	ENGINEERING GEOLOGY/GEOTECHNICAL CONSULTATION GHAD ANNUAL RECONNAISSANCE OAK HILLS, VISTA DEL MAR, & SAN MARCO SUBDIVISIONS PITTSBURG, CA	BvGG ENGINEERS	SITE PHOTOS JOB NO.: PITTS-02-00 / DATE: October 2019 / PLATE: 2



ENGINEERING GEOLOGY/GEOTECHNICAL CONSULTATION
GHAD ANNUAL RECONNAISSANCE
OAK HILLS, VISTA DEL MAR,
& SAN MARCO SUBDIVISIONS
PITTSBURG, CA

BvGG ENGINEERS

SITE PHOTOS

JOB NO.:	DATE	PLATE
PITTS-02-00	October 2019	3



ENGINEERING GEOLOGY/GEOTECHNICAL CONSULTATION
GHAD ANNUAL RECONNAISSANCE
OAK HILLS, VISTA DEL MAR,
& SAN MARCO SUBDIVISIONS
PITTSBURG, CA

BvGG ENGINEERS

SITE PHOTOS

JOB NO.:	DATE	PLATE
PITTS-02-00	October 2019	4



ENGINEERING GEOLOGY/GEOTECHNICAL CONSULTATION
GHAD ANNUAL RECONNAISSANCE
OAK HILLS, VISTA DEL MAR,
& SAN MARCO SUBDIVISIONS
PITTSBURG, CA

BvGG ENGINEERS

SITE PHOTOS

JOB NO.:	DATE	PLATE
PITTS-02-00	October 2019	5



ENGINEERING GEOLOGY/GEOTECHNICAL CONSULTATION
GHAD ANNUAL RECONNAISSANCE
OAK HILLS, VISTA DEL MAR,
& SAN MARCO SUBDIVISIONS
PITTSBURG, CA

BAYGG ENGINEERS

SITE PHOTOS

JOB NO.:	DATE	PLATE
PITTS-02-00	October 2019	6



ENGINEERING GEOLOGY/GEOTECHNICAL CONSULTATION
GHAD ANNUAL RECONNAISSANCE
OAK HILLS, VISTA DEL MAR,
& SAN MARCO SUBDIVISIONS
PITTSBURG, CA

BvGG ENGINEERS

SITE PHOTOS

JOB NO.:	DATE	PLATE
PITTS-02-00	October 2019	7



ENGINEERING GEOLOGY/GEOTECHNICAL CONSULTATION
GHAD ANNUAL RECONNAISSANCE
OAK HILLS, VISTA DEL MAR,
& SAN MARCO SUBDIVISIONS
PITTSBURG, CA

BvGG ENGINEERS

SITE PHOTOS

JOB NO.:	DATE	PLATE
PITTS-02-00	October 2019	8



ENGINEERING GEOLOGY/GEOTECHNICAL CONSULTATION
GHAD ANNUAL RECONNAISSANCE
OAK HILLS, VISTA DEL MAR,
& SAN MARCO SUBDIVISIONS
PITTSBURG, CA

BAYGG ENGINEERS

SITE PHOTOS

JOB NO.:	DATE	PLATE
PITTS-02-00	October 2019	9



ENGINEERING GEOLOGY/GEOTECHNICAL CONSULTATION
GHAD ANNUAL RECONNAISSANCE
OAK HILLS, VISTA DEL MAR,
& SAN MARCO SUBDIVISIONS
PITTSBURG, CA

BAYGG ENGINEERS

SITE PHOTOS

JOB NO.:	DATE	PLATE
PITTS-02-00	October 2019	10



ENGINEERING GEOLOGY/GEOTECHNICAL CONSULTATION
GHAD ANNUAL RECONNAISSANCE
OAK HILLS, VISTA DEL MAR,
& SAN MARCO SUBDIVISIONS
PITTSBURG, CA

BvGG ENGINEERS

SITE PHOTOS

JOB NO.:	DATE	PLATE
PITTS-02-00	October 2019	11



ENGINEERING GEOLOGY/GEOTECHNICAL CONSULTATION
GHAD ANNUAL RECONNAISSANCE
OAK HILLS, VISTA DEL MAR,
& SAN MARCO SUBDIVISIONS
PITTSBURG, CA

BAYGG ENGINEERS

SITE PHOTOS

JOB NO.:	DATE	PLATE
PITTS-02-00	October 2019	12



ENGINEERING GEOLOGY/GEOTECHNICAL CONSULTATION
GHAD ANNUAL RECONNAISSANCE
OAK HILLS, VISTA DEL MAR,
& SAN MARCO SUBDIVISIONS
PITTSBURG, CA

BAGG ENGINEERS

SITE PHOTOS

JOB NO.:	DATE	PLATE
PITTS-02-00	October 2019	13



ENGINEERING GEOLOGY/GEOTECHNICAL CONSULTATION
GHAD ANNUAL RECONNAISSANCE
OAK HILLS, VISTA DEL MAR,
& SAN MARCO SUBDIVISIONS
PITTSBURG, CA

BAGG ENGINEERS

SITE PHOTOS

JOB NO.:	DATE	PLATE
PITTS-02-00	October 2019	14



Debris in V-ditch

ENGINEERING GEOLOGY/GEOTECHNICAL CONSULTATION
GHAD ANNUAL RECONNAISSANCE
OAK HILLS, VISTA DEL MAR,
& SAN MARCO SUBDIVISIONS
PITTSBURG, CA

BAYGG ENGINEERS

SITE PHOTOS

JOB NO.:	DATE	PLATE
PITTS-02-00	October 2019	15



ENGINEERING GEOLOGY/GEOTECHNICAL CONSULTATION
GHAD ANNUAL RECONNAISSANCE
OAK HILLS, VISTA DEL MAR,
& SAN MARCO SUBDIVISIONS
PITTSBURG, CA

BAYGG ENGINEERS

SITE PHOTOS

JOB NO.:	DATE	PLATE
PITTS-02-00	October 2019	16



ENGINEERING GEOLOGY/GEOTECHNICAL CONSULTATION
GHAD ANNUAL RECONNAISSANCE
OAK HILLS, VISTA DEL MAR,
& SAN MARCO SUBDIVISIONS
PITTSBURG, CA

BAGG ENGINEERS

SITE PHOTOS

JOB NO.:	DATE	PLATE
PITTS-02-00	October 2019	17



ENGINEERING GEOLOGY/GEOTECHNICAL CONSULTATION
GHAD ANNUAL RECONNAISSANCE
OAK HILLS, VISTA DEL MAR,
& SAN MARCO SUBDIVISIONS
PITTSBURG, CA

BvGG ENGINEERS

SITE PHOTOS

JOB NO.:	DATE	PLATE
PITTS-02-00	October 2019	18



ENGINEERING GEOLOGY/GEOTECHNICAL CONSULTATION
GHAD ANNUAL RECONNAISSANCE
OAK HILLS, VISTA DEL MAR,
& SAN MARCO SUBDIVISIONS
PITTSBURG, CA

BAGG ENGINEERS

SITE PHOTOS

JOB NO.:	DATE	PLATE
PITTS-02-00	October 2019	19



ENGINEERING GEOLOGY/GEOTECHNICAL CONSULTATION
GHAD ANNUAL RECONNAISSANCE
OAK HILLS, VISTA DEL MAR,
& SAN MARCO SUBDIVISIONS
PITTSBURG, CA

BAYGG ENGINEERS

SITE PHOTOS

JOB NO.:	DATE	PLATE
PITTS-02-00	October 2019	20



ENGINEERING GEOLOGY/GEOTECHNICAL CONSULTATION
GHAD ANNUAL RECONNAISSANCE
OAK HILLS, VISTA DEL MAR,
& SAN MARCO SUBDIVISIONS
PITTSBURG, CA

BVGG ENGINEERS

SITE PHOTOS

JOB NO.:	DATE	PLATE
PITTS-02-00	October 2019	21



ENGINEERING GEOLOGY/GEOTECHNICAL CONSULTATION
GHAD ANNUAL RECONNAISSANCE
OAK HILLS, VISTA DEL MAR,
& SAN MARCO SUBDIVISIONS
PITTSBURG, CA

BAGG ENGINEERS

SITE PHOTOS

JOB NO.:	DATE	PLATE
PITTS-02-00	October 2019	22

OFFICE OF THE CITY MANAGER/EXECUTIVE DIRECTOR
65 Civic Avenue
Pittsburg, CA 94565

TO: Mayor and Council Members

FROM: Garrett Evans, City Manager

SUBJECT: Adoption by Minute Order of Council Member Committee Assignments for 2020

MEETING DATE: December 16, 2019

EXECUTIVE SUMMARY

In accordance with the City of Pittsburg "Policies and Procedures for the City Council" adopted by the City Council on September 4, 2001 by Resolution No. 01-9475, the Mayor and Vice-Mayor shall appoint individual Council Members to standing and ad hoc committees and such appointments shall be approved by the entire City Council at its first meeting following reorganization.

FISCAL IMPACT

There is no fiscal impact.

RECOMMENDATION

Adopt by Minute Order the City Council Committee Assignments - 2020 attached as Exhibit A.

BACKGROUND

California Government Code Section 36813 authorizes a City Council to establish rules and policies for the conduct of its proceedings. On September 4, 2001, the City Council adopted Resolution No. 01-9475 providing for rules and procedures for the conduct of City Council business.

SUBCOMMITTEE FINDINGS

This item was not presented to a subcommittee.

STAFF ANALYSIS

In accordance with the rules and procedures, the Mayor and Vice-Mayor shall appoint individual Council Members to the standing and ad hoc committees. Prior to the appointments, individual Council Members may submit preferences for committee assignments. The list of appointments is then presented to the City Council for consideration at the first meeting following the annual reorganization.

Mayor Killings and Vice-Mayor Craft submitted the proposed assignments set forth in Exhibit A for City Council consideration and recommend adoption of the committee assignments for 2020.

Pursuant to Section 18705.5 of Title 2 of the California code of Regulations, an updated FPPC Form 806, “Agency Report of Public Official Appointments” has been posted on the City’s website as well as on the board at City Hall.

ATTACHMENTS:
Committee List

Report Prepared By:
Alice E. Evenson, City Clerk

City Council Outside Agency / Liaison / Sub-Committees Assignments - 2020

Updated December 16, 2019

OUTSIDE AGENCY BOARDS	COUNCIL MEMBER(S)	TYPE	MEETS	STAFF
ABAG	Jelani Killings / Merl Craft Alternate	Standing	Annual	G. Evans
Delta Diablo**	Juan Banales / Shanelle Scales-Preston Alt.	Standing	2nd Wednesday	F. McKinley
East Co. Co. County Habitat Conservancy	Juan Banales / Holland White Alternate	Standing	Monthly	K. Pollot
East County Water Management	Merl Craft / Holland White Alternate	Standing	Annual	F. McKinley
MCE Clean Energy Board	Shanelle Scales-Preston / Juan Banales Alt.	Standing	4 Per Year	D. Buchanan
TRANSPLAN / ECCRFFA	Juan Banales / Holland White Alternate	Standing	2nd Thursday	J. Hecht
Tri-Delta Transit (2 reps)***	S. Scales-Preston & Merl Craft / Jelani Killings Alt.	Standing	Last Wednesday	J. Hecht

LIAISON TO	COUNCIL MEMBER(S)	TYPE	MEETS	STAFF
East Bay League of Calif. Cities	Jelani Killings / Merl Craft Alternate	Standing	3rd Thursday	*Rotational
Mayor's Conference	Jelani Killings / Merl Craft Alternate	Standing	1st Thursday	G. Evans
School Districts Committee (2x2)	Holland White & Jelani Killings / Merl Craft Alt.	Standing	4th Thursday even months	G. Evans

SUBCOMMITTEES	COUNCIL MEMBER(S)	TYPE	MEETS	STAFF
CAC CDBG Subcommittee	S. Scales-Preston & Jelani Killings / Holland White Alt.	Standing	As needed	M. Aliotti
CIP (Capital Improvement Program)	Juan Banales & Jelani Killings	Ad Hoc	As needed	G. Evans
Community Services Subcommittee	Juan Banales & Holland White	Ad Hoc	As needed	G. Evans/M. Aliotti
Flag Protocols	Holland White & Shanelle Scales-Preston	Ad Hoc	As needed	J. Davis
Hills Committee	Juan Banales & Holland White / Merl Craft Alt.	Ad Hoc	As needed	G. Evans
Pittsburg Recognition Committee	Merl Craft / Juan Banales Alt.	Ad Hoc	As needed	J. Hecht
Economic Develop/Waterfront Subcommittee	Jelani Killings & Holland White / Juan Banales Alt.	Standing	Quarterly	K. Simonton
Finance Subcommittee	Jelani Killings & Juan Banales / Merl Craft Alt.	Standing	As needed	B. Farmer
Land Use Subcommittee	Juan Banales & Holland White / Merl Craft Alt.	Ad Hoc	As needed	K. Pollot
Pittsburg Arts & Community Foundation	Merl Craft & S. Scales-Preston / Jelani Killings Alt.	Standing	As needed	G. Evans
Pittsburg Police Activities League (PAL)	S. Scales-Preston & Holland White / Juan Banales Alt.	Standing	Monthly	B. Addington
Power Company Advisory	S. Scales-Preston & Holland White / Merl Craft Alt.	Standing	As needed	D. Buchanan
Sister City Committee	Holland White & Merl Craft / Jelani Killings Alt.	Ad Hoc	As needed	K. Simonton
Successor Agency Subcommittee	Merl Craft & Jelani Killings / S. Scales-Preston Alt.	Standing	As needed	M. Aliotti

*Rotational Staff as assigned by City Manager
**Stipend of $170 per month
***Stipend of $100 per month

OFFICE OF THE CITY MANAGER/EXECUTIVE DIRECTOR
65 Civic Avenue
Pittsburg, CA 94565

TO: Mayor and Council Members

FROM: Garrett Evans, City Manager

SUBJECT: Receive and File the Treasurer's Report for the Quarter Ending September 30, 2019

MEETING DATE: December 16, 2019

EXECUTIVE SUMMARY

Attached is the Treasurer's Report for the fiscal quarter ending September 30, 2019. The report includes the combined detailed information of the City and the Successor Agency's (Agency) investments, which are compliant with the City's and Agency's Investment Policies.

FISCAL IMPACT

Net investment income for the quarter ending September 30, 2019 was $393,587, which includes regular earnings and market value adjustments as required by Governmental Accounting Standards Board Statement Number 31.

The City's and Agency's expenditure requirements for the next six months are covered by anticipated revenues from operations and maturing investments.

RECOMMENDATION

City Council accept the Treasurer's Report for the quarter ending September 30, 2019 for information purposes only.

BACKGROUND

Each fiscal quarter, an Investment Summary Report is required to be provided, by policy, to the City Council for review.

SUBCOMMITTEE FINDINGS

This item was not reviewed by a subcommittee.

STAFF ANALYSIS

The City's objectives in order of priority, are to provide safety, ensure the preservation of capital, provide sufficient liquidity for cash needs and earn a competitive rate of return (yield) within the confines of the California Government Code and the Investment Policy. Chandler Asset Management is responsible for managing investments in accordance with the City's investment policy. All portfolio holdings were held with investment grade securities.

The City and the Agency's investment portfolio market value decreased by $39.5 million during the first quarter of FY 2019-20. The primary decrease was due to payments of $28.5 million for Successor Agency debt service, $7.1 million for City's pension and other debt obligations, and $3.9 million to cover normal operating expenses.

Total City and Successor Agency Investments

DESCRIPTION	Market Value 06/30/19	Market Value 09/30/19	Variance
CASH & INVESTMENTS:			
City Managed	$ 83,892,422	$ 43,208,726	$ (40,683,696)
Advisor Managed	68,001,564	69,172,268	1,170,704
TOTAL	**$ 151,893,986**	**$ 112,380,994**	**$ (39,512,992)**

The advisor-managed funds are comprised of operating funds managed in two separate accounts (Liquidity Portfolio and Core Portfolio), as well as a number of Non-Successor Agency bond-related funds. The City's advisor works to achieve the City's objectives by investing in high quality fixed income securities consistent with the City's investment policy and California Government Code.

The Liquidity Portfolio is designed to provide funds for the City to meet day-to-day cash needs. Its return objective is to enhance interest income as measured by yield to maturity. Yield to maturity reflects the interest income the portfolio is expected to receive for the next twelve months assuming the portfolio experiences no changes in its current asset holdings. As of quarter-end, the average yield to maturity of the Liquidity Portfolio was 2.25%.

The Core Portfolio represents the City's cash reserves. Its return objective is to enhance both interest income and principal value as measured by total return. Total return reflects the value added to the portfolio for a period of time from interest income, realized gains and losses, as well as unrealized gains and losses. The portfolio's total return for the quarter was 0.73%, compared to the City performance benchmark of 0.58%, the Intercontinental Exchange Bank of America Merrill Lynch (ICE BAML) 1-3 Year U.S. Treasury/Agency Index. Since inception (7/31/2018), the portfolio's total return through quarter end is 4.19%, outperforming the benchmark return of 3.90% for the same period.

Governmental Accounting Standards Board Statement 31 requires the City to recognize the fair market value of its investments at the end of each fiscal year. The market values of investments included in this report were obtained from the State Controller's office for Local Agency Investment Funds (LAIF), and from the City's registered investment advisor and bond trustees for longer-term investments. Market values change on a daily basis. The change in market value is considered temporary in nature, as the City mostly holds its investments until maturity, when they can be redeemed at par value.

Attached is the Chandler Asset Management (CAM) Investment Report detailing an economic update, account profile and investment activity for the quarter ending September 30, 2019.

Report Prepared By: Priscilla Wong-O'Rourke - Accountant

Report Reviewed By: Laura Mendez, Finance Manager - Reporting

Brad Farmer, Director of Finance

Attachments: Letter from City Treasurer

Investment Report by Chandler Asset Management

City of Pittsburg
Finance Division
65 Civic Avenue
Pittsburg, California 94565

November 5, 2019

Honorable Mayor and City Council:

I have reviewed the City of Pittsburg's Treasury Report for the quarter ending September 30, 2019 and find that it complies with the Investment Policy established by my office.

Sincerely,

Nancy Parent
City Treasurer

CHANDLER ASSET MANAGEMENT

City of Pittsburg

Period Ending September 30, 2019

CHANDLER ASSET MANAGEMENT, INC. | 800.317.4747 | www.chandlerasset.com



Table of Contents

As of September 30, 2019

SECTION 1	**Economic Update**
SECTION 2	**Account Profile**
SECTION 3	**Consolidated Information**
SECTION 4	**Portfolio Holdings**
SECTION 5	**Transactions**



Section 1 | Economic Update

Economic Update

- Economic growth has slowed from earlier this year and downside risks to the domestic and global economic outlook remain elevated, in our view. However, we believe accommodative US monetary policy and a collective dovish stance by all of the major global central banks should help to combat headwinds. US-China trade negotiations have also recently improved. On October 11, the Trump administration suspended a plan to raise tariffs on roughly $250 billion in Chinese goods to 30% from 25%, and said the first phase of a trade deal would be drafted over the next few weeks. We anticipate that the enforcement of intellectual property rights will remain a sticking point in the negotiations over the near-term, but we continue to believe the Trump administration faces significant political pressure to make ongoing incremental progress toward a comprehensive trade agreement as we head into an election year. The outlook for Brexit remains uncertain and continues to be a potential ongoing headwind for global economic growth.

- The Federal Open Market Committee (FOMC) lowered the target fed funds rate by 25 basis points in September (for the second time this year) to a range of 1.75%-2.00%. There were three dissenting votes; one policymaker favored a 50-basis point rate cut, and two policymakers favored leaving the fed funds rate unchanged. According to the Fed's dot plot, only seven out of 17 policymakers are anticipating another rate cut before year-end. Although there is a growing disparity among policymakers about the appropriate path of monetary policy, Fed Chair Powell's press conference suggested the Fed will be flexible and data dependent. Powell indicated more rate cuts may be appropriate if the economy slows further, but the Fed is not on a preset course. We continue to believe the Federal Reserve is likely to cut the fed funds target rate again before year-end, in the absence of a trade resolution or meaningful improvement in market-based measures of inflation. The next Federal Open Market Committee (FOMC) meeting is scheduled for October 29-30.

- The Treasury yield curve steepened modestly in September, although the curve remains partially inverted. The 3-month T-bill yield declined nearly 17 basis points to 1.81%, the 2-year Treasury yield increased nearly twelve basis points to 1.62%, and the 10-year Treasury yield increased about 17 basis points to 1.67%. An inversion of the yield curve in which the 10-year Treasury yield is lower than the 3-month T-bill yield is generally viewed as a powerful predictive signal of an upcoming recession. However, we believe increased short-term Treasury issuance to fund the deficit, and negative sovereign bond yields in other countries may be distorting the US Treasury yield curve. German sovereign bond yields (from 1-month out to 30-years) remained negative at September month-end.

Employment

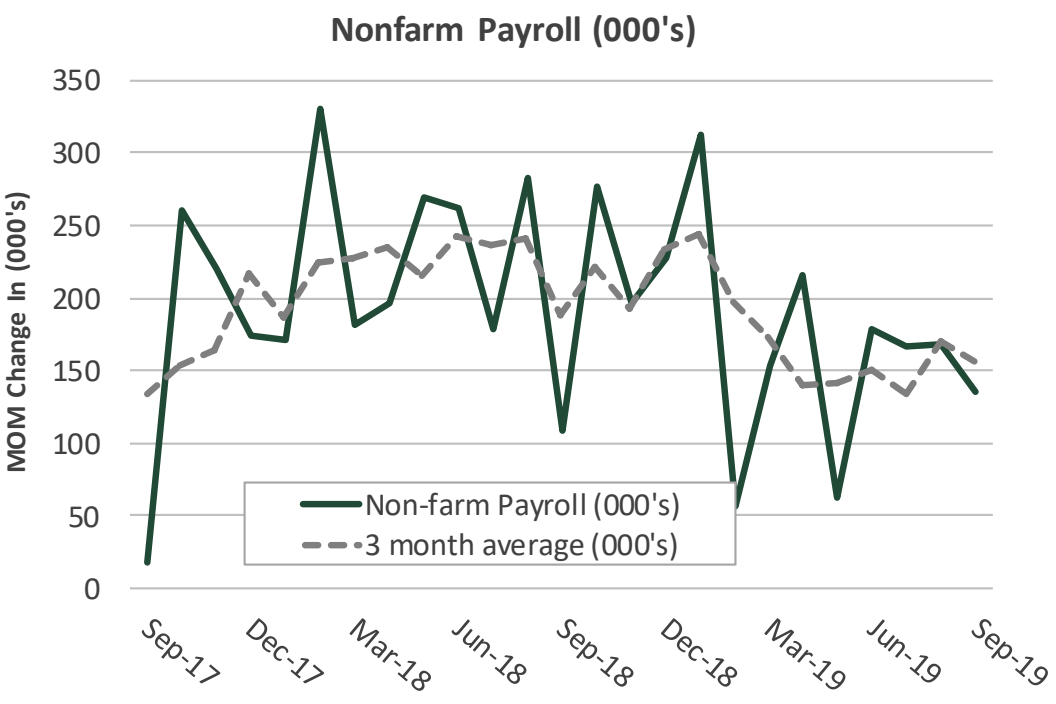

Source: US Department of Labor

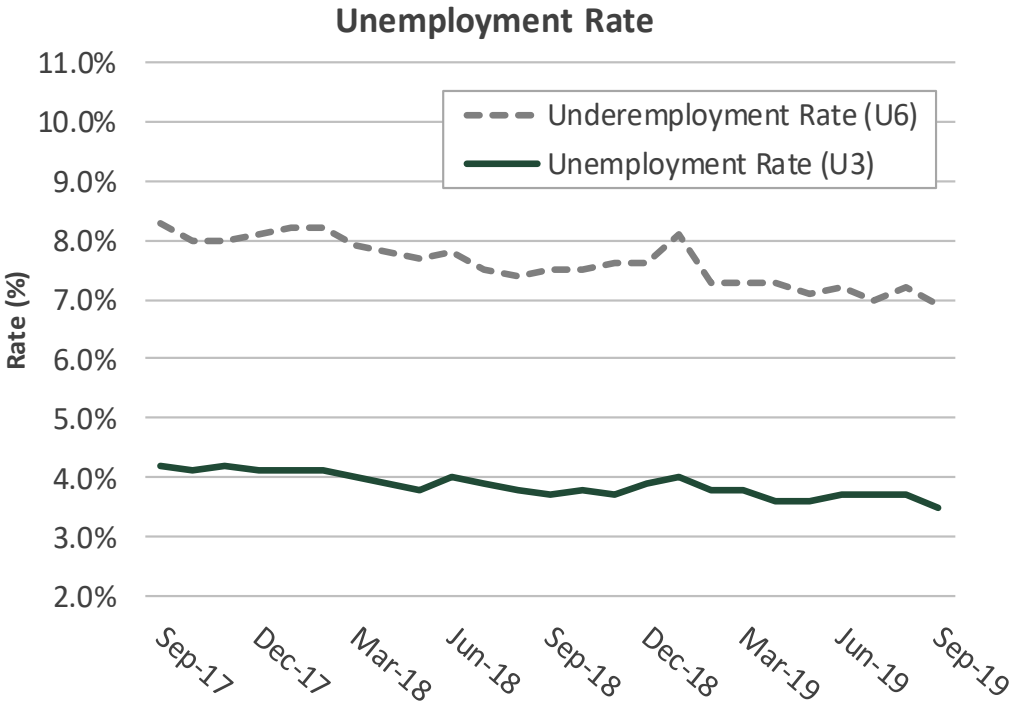

Source: US Department of Labor

U.S. nonfarm payrolls rose by 136,000 in September, slightly below expectations of 145,000. However, August payrolls were revised higher by 38,000. On a trailing 3-month and 6-month average basis, payrolls increased an average of about 157,000 and 154,000 per month, respectively. The unemployment rate declined to 3.5% (the lowest rate since December 1969) from 3.7% in August, and the participation rate held steady at 63.2%. A broader measure of unemployment called the U-6, which includes those who are marginally attached to the labor force and employed part time for economic reasons, dropped to 6.9% in September from 7.2% in August. Wages were flat in September, missing expectations for a 0.3% increase, and the average workweek was unchanged. On a year-over-year basis, wages were up 2.9% in September, versus up 3.2% in August.

Inflation

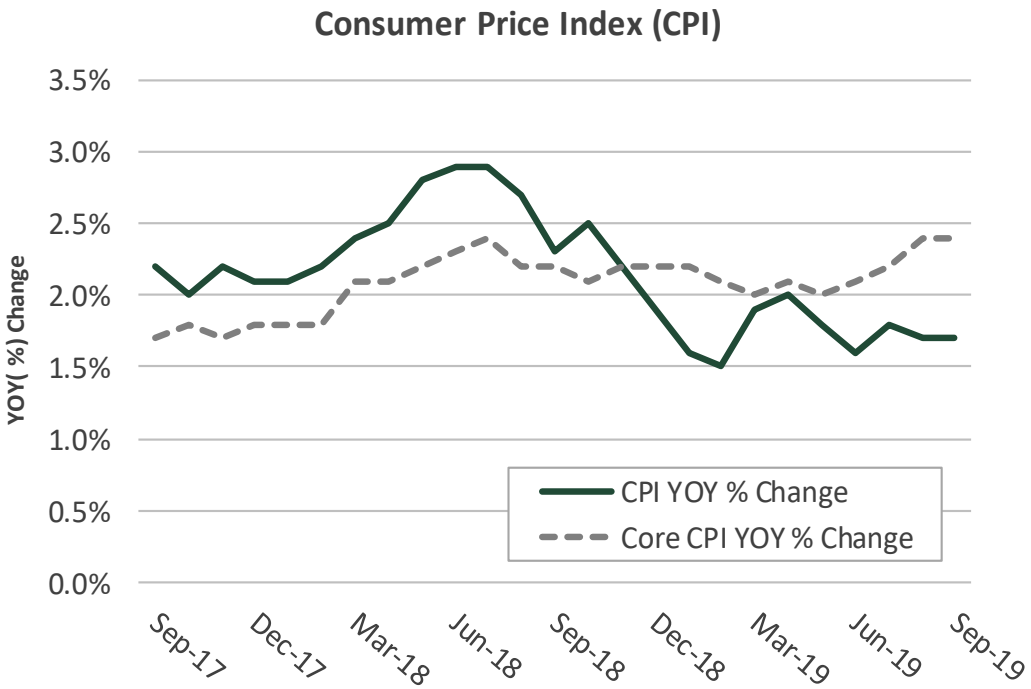

Source: US Department of Labor

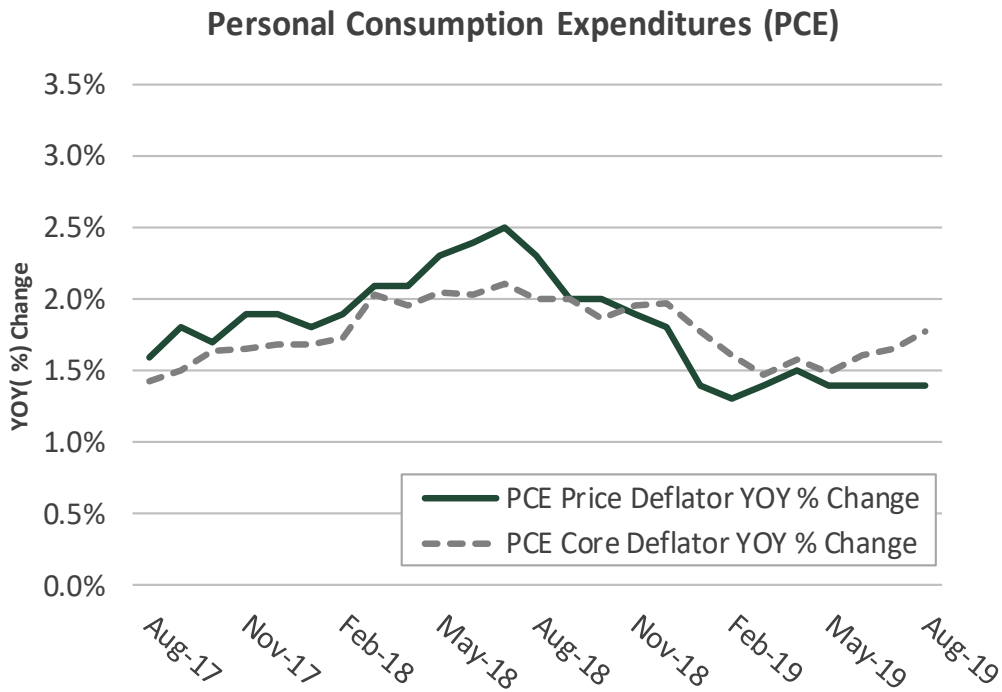

Source: US Department of Commerce

The Consumer Price Index (CPI) was up 1.7% year-over-year in September, unchanged from August. Core CPI (CPI less food and energy) was up 2.4% year-over-year in September, also unchanged from August. The Personal Consumption Expenditures (PCE) index was up 1.4% year-over-year in August, unchanged from July. Core PCE, which is the Fed's primary inflation gauge, was up 1.8% year-over-year in August versus 1.7% year-over-year in July. Core PCE remains below the Fed's 2.0% inflation target.

Consumer

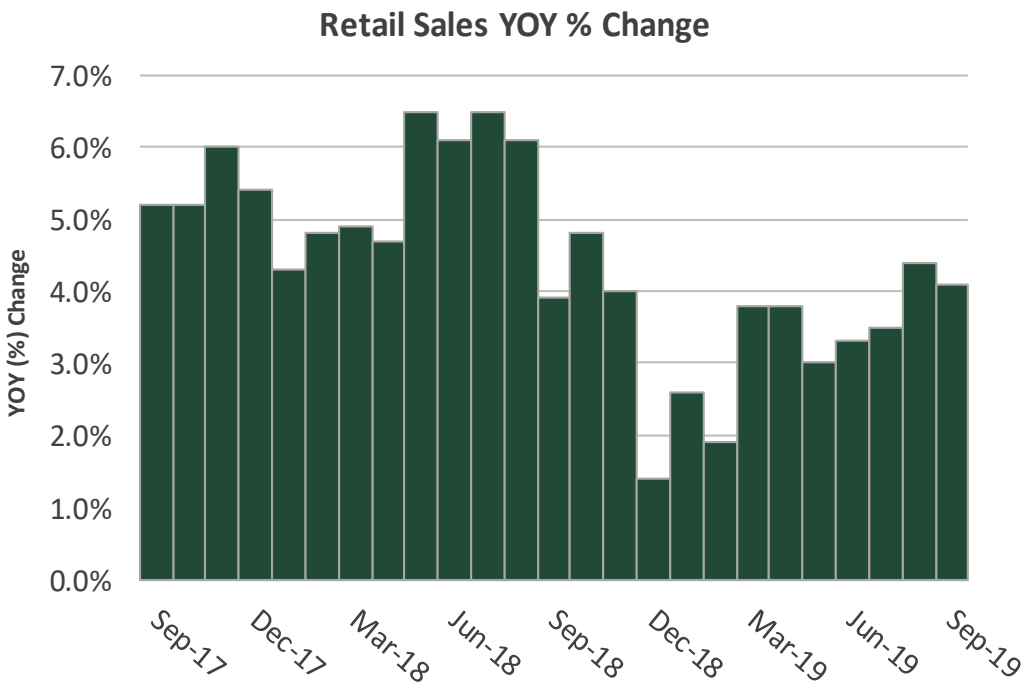

Source: US Department of Commerce

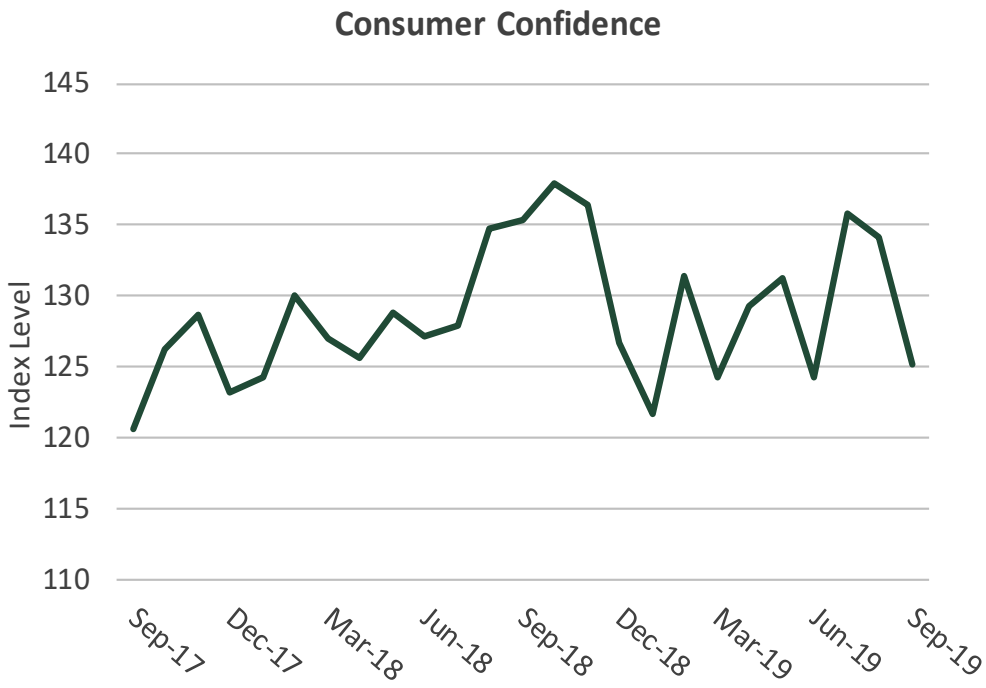

Source: The Conference Board

Retail sales were weaker than expected in September, down 0.3% in the month following an upwardly-revised 0.6% increase in August. Excluding auto and gas, retail sales were flat compared to expectations for a 0.3% increase. On a year-over-year basis, retail sales increased by 4.1% in September, versus up 4.4% in August, which is consistent with moderate growth. The Consumer Confidence Index unexpectedly declined to 125.1 in September from 134.2 in August. Nevertheless, the index remains at a strong level.

Economic Activity

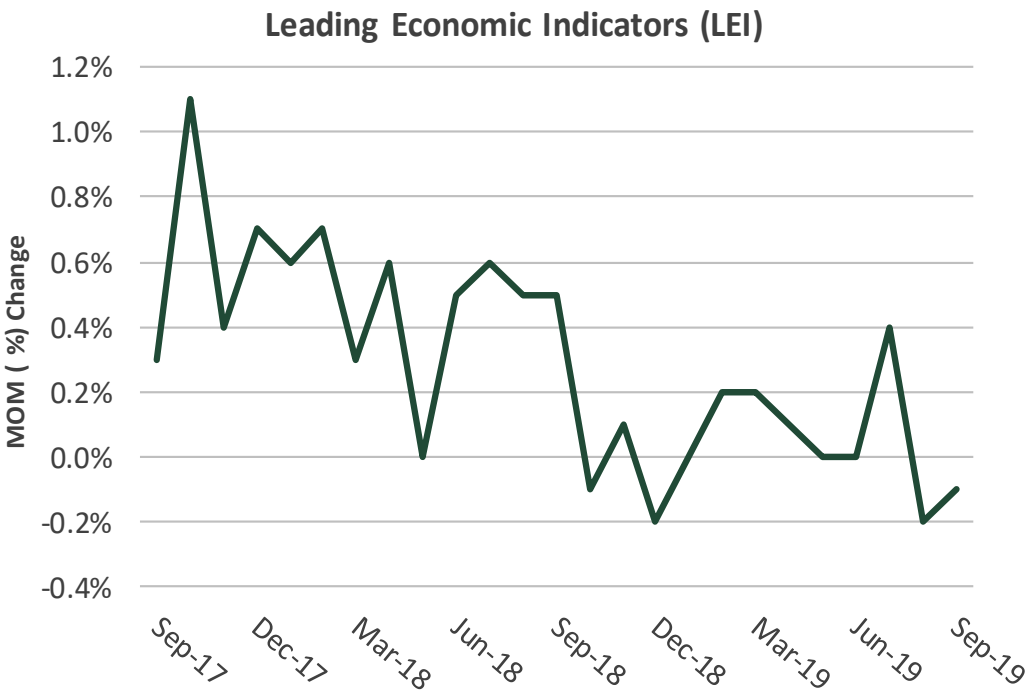

Source: The Conference Board

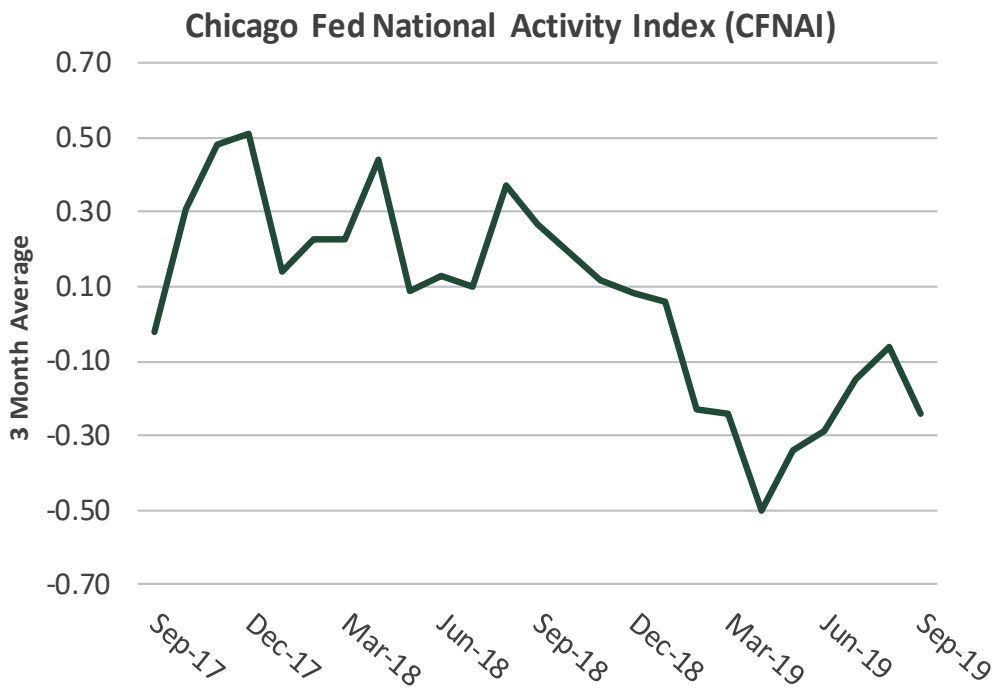

Source: Federal Reserve Bank of Chicago

The Leading Economic Index (LEI) declined 0.1% in September, below expectations of a 0.2% increase, following a downwardly-revised 0.2% decline in August. While the LEI remains higher on a year-over-year basis (up 0.4% in September) the pace of year-over-year improvement continues to decline, and the index suggests broad economic growth will continue to slow. The Chicago Fed National Activity Index (CFNAI) fell to -0.45 in September from +0.15 in August. A sharp decline in vehicle production related to the GM strike contributed to the decline. On a 3-month moving average basis, the index declined to -0.24 in September versus -0.06 in August. Negative values are generally consistent with below-average growth. However, periods of economic contraction have historically been associated with values below -0.70 on a 3-month moving average basis.

Housing

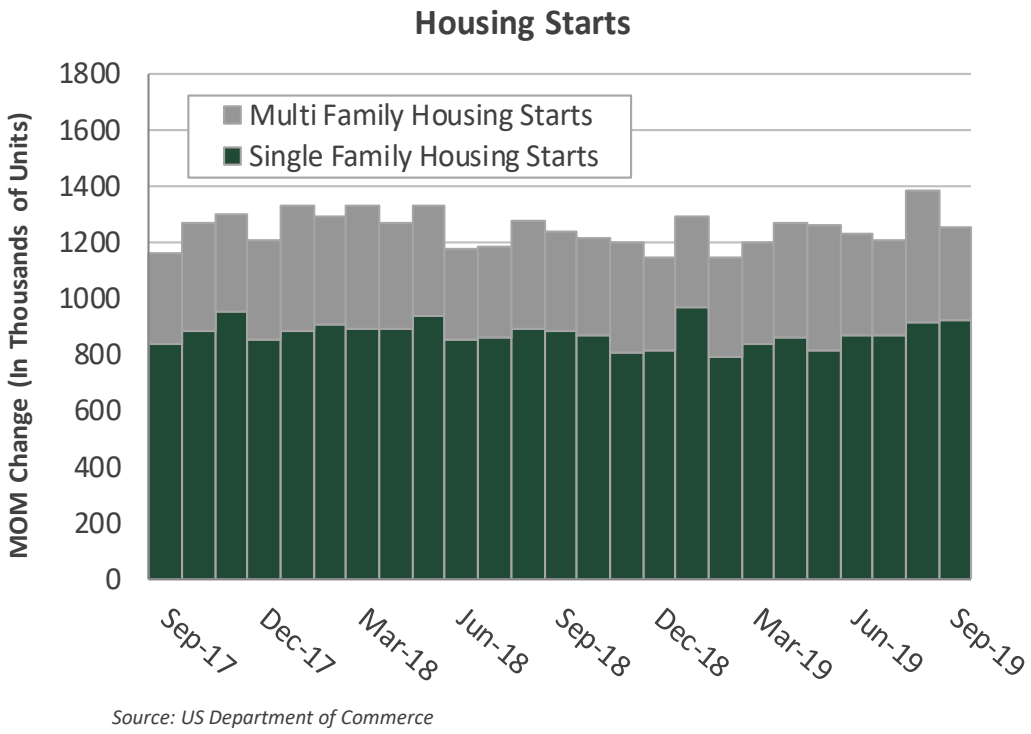

Source: US Department of Commerce

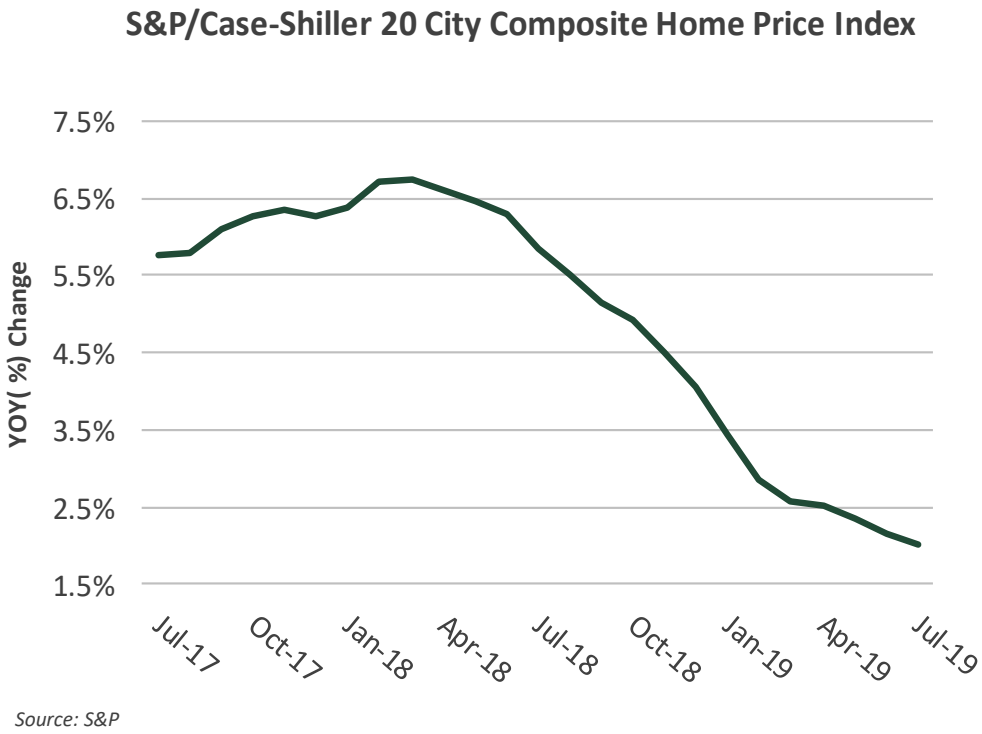

Source: S&P

Housing starts were softer than expected in September, down 9.4% month-over-month to a 1.256 million annualized rate, but starts in the prior month were revised higher. Housing starts on a 3-month average basis remain positive. Multi-family starts fell 28.2% month-over-month in September to an annualized rate of 338,000, following a 41.4% increase in August. Single-family starts were essentially flat in September at an annualized rate of 918,000. On a year-over-year basis, total housing starts were up 1.6% in September. Permits were stronger than expected in September, up 7.7% year-over-year. Although housing data tends to be volatile on a month-over-month basis, the underlying trends suggest that housing activity is accelerating. According to the Case-Shiller 20-City home price index, home prices were up just 2.0% year-over-year in July, versus up 2.2% in June. The year-over-year pace of price appreciation is at a 7-year low.

Manufacturing

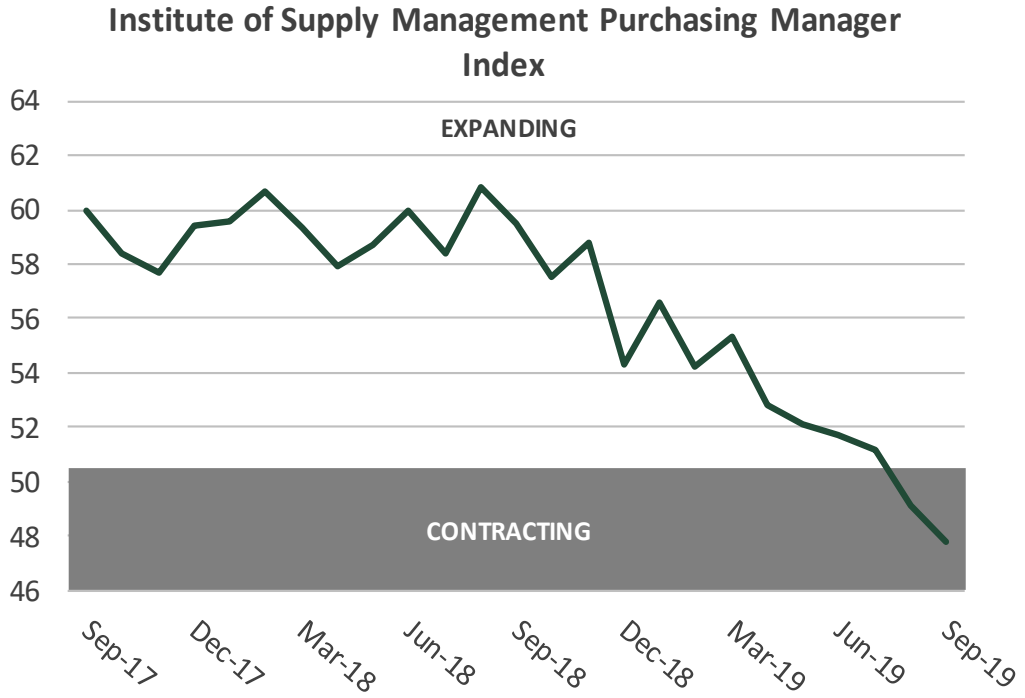

Source: Institute for Supply Management



Source: Federal Reserve

The Institute for Supply Management (ISM) manufacturing index declined to 47.8 in September from 49.1 in August. The reading was worse than expected and suggests the manufacturing sector remains in contraction. New orders and backlog orders also remained below 50.0 in September. Overall, the ISM Manufacturing report suggests the outlook for the manufacturing sector is weak. The Industrial Production index was down 0.1% year-over-year in September versus up 0.4% year-over-year in August. On a month-over-month basis, the index fell 0.4% in September, below the consensus forecast of -0.2%. The manufacturing component of the index fell 0.5% in September, also below consensus, following a 0.6% increase in August. The GM strike negatively impacted manufacturing volumes in September. Capacity Utilization declined to 77.5% in September from 77.9% in August, and remains below the long-run average of 79.8% indicating there is still excess capacity for growth.

Gross Domestic Product (GDP)

Components of GDP	9/18	12/18	3/19	6/19
Personal Consumption Expenditures	2.3%	1.0%	0.8%	3.0%
Gross Private Domestic Investment	2.3%	0.5%	1.1%	-1.2%
Net Exports and Imports	-2.1%	-0.4%	0.7%	-0.7%
Federal Government Expenditures	0.2%	0.1%	0.1%	0.5%
State and Local (Consumption and Gross Investment)	0.2%	-0.1%	0.4%	0.3%
Total	**2.9%**	**1.1%**	**3.1%**	**2.0%**

Source: US Department of Commerce

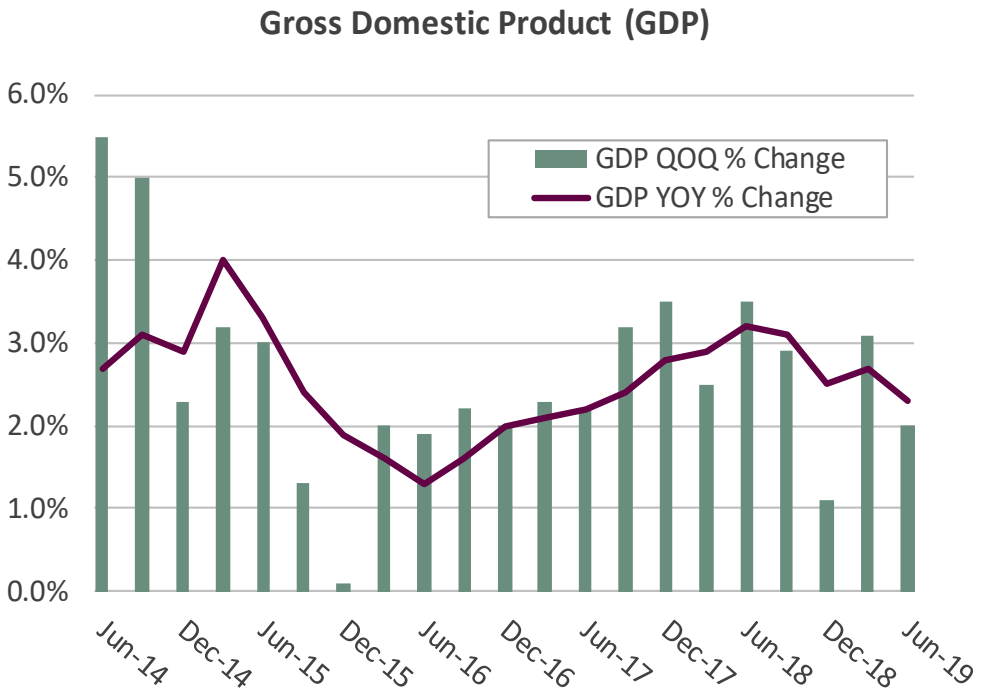

Source: US Department of Commerce

Second quarter GDP grew at an annualized rate of 2.0% following growth of 3.1% in the first quarter. Although the overall pace of GDP growth slowed in the second quarter (as expected), personal consumption expenditures accelerated and were up 4.6% in Q2, following sluggish growth of just 1.1% in Q1. Personal consumption expenditures contributed 3.00 percentage points to Q2 GDP, federal government spending contributed 0.53 percentage points, and state & local government spending contributed 0.29 percentage points. Meanwhile, gross private domestic investment and net exports were a drag on Q2 GDP growth. The consensus forecast calls for GDP growth of 1.9% in the third quarter and 1.7% in the fourth quarter, for full year growth of about 2.0-2.5% versus 2.9% growth in 2018.

Bond Yields

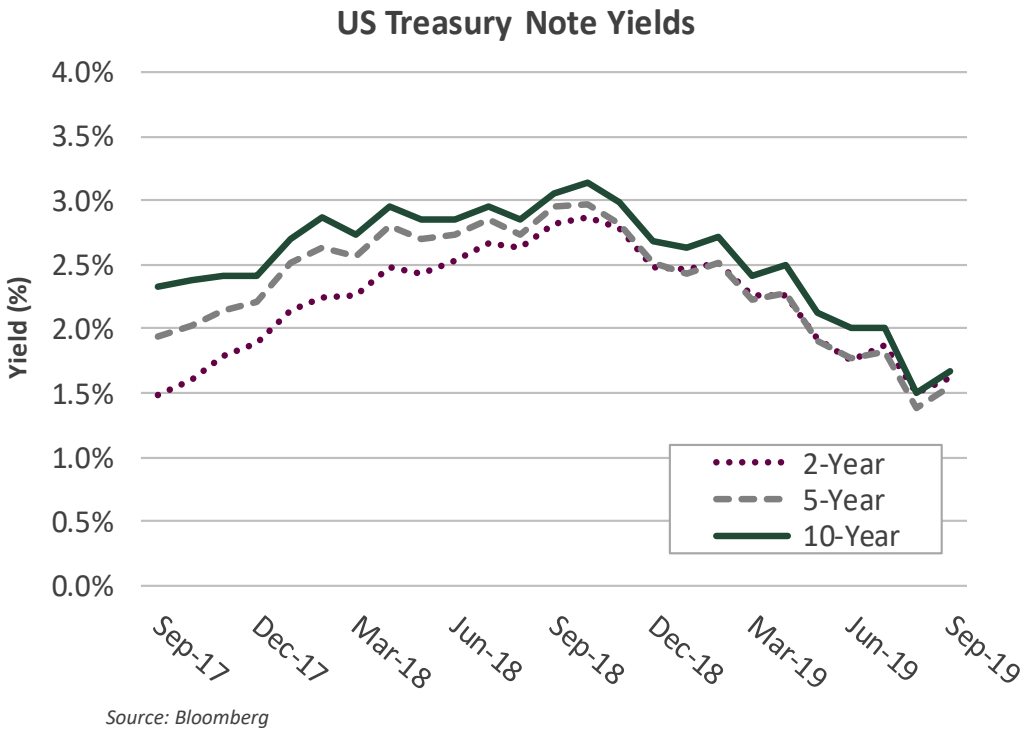

Source: Bloomberg

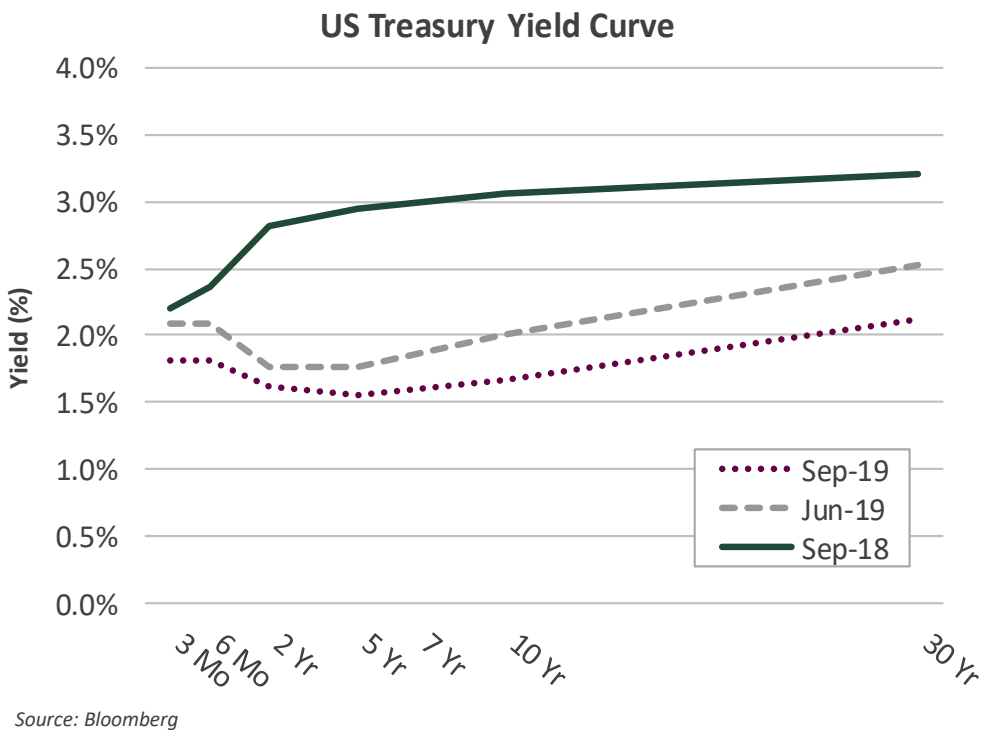

Source: Bloomberg

The shape of the Treasury yield curve has changed significantly on a year-over-year basis. As of September month-end, the 3-month T-bill yield was down 39 basis points, the 2-Year Treasury yield was down nearly 120 basis points, and the 10-Year Treasury yield was down nearly 140 basis points, year-over-year. The current shape of the yield curve implies that market participants are pricing-in additional rate cuts. We believe the year-over-year decline in long-term Treasury yields reflects a high level of market participants' nervousness about the outlook for global economic growth and a decline in global inflation expectations.



Section 2 | Account Profile

Objectives

As of September 30, 2019

Investment Objectives

The investment objectives for the City of Pittsburg, in order of priority, are to provide safety to ensure the preservation of capital in the overall portfolio, provide sufficient liquidity for cash needs and a market rate of return consistent with the investment program.

Chandler Asset Management Performance Objective

The performance objective for the portfolio is to earn a total rate of return through a market cycle that is equal to or above the return on the benchmark index.

Strategy

In order to achieve these objectives, the portfolio invests in high quality fixed income securities consistent with the City's investment policy and California Government Code.

Compliance

As of September 30, 2019

City of Pittsburg Managed Consolidated

This portfolio is a consolidation of assets managed by Chandler Asset Management. Assets managed by Chandler Asset Management are in full compliance with state law and Client's investment policy. Chandler relies on City to provide accurate information for reporting assets and producing this compliance statement.

Category	Standard	Comment
Treasury Issues	No limit	*Complies*
Agency Issues	No limit	*Complies*
Supranationals	"AA" rated or one of the two highest rating categories by a NRSRO; 30% maximum; 5% max per issuer; USD denominated senior unsecured unsubordinated obligations issued or unconditionally guaranteed by IBRD, IFC, IADB	*Complies*
Municipal Obligations	"A" rated or one of the top three rating categories by a NRSRO; 30% maximum; 5% max per issuer	*Complies*
Banker's Acceptances	"A-1" rated or highest short-term rating category by a NRSRO; 40% maximum; 5% max per issuer; 180 days max maturity	*Complies*
Commercial Paper	"A-1" rated or higher by a NRSRO; "A" long-term rated issuer or higher by a NRSRO, if any; 25% maximum; 5% max per issuer; 270 days max maturity; Issuer is a corporation organized and operating in the U.S. with assets >$500 million; 10% max of the outstanding commercial paper of any single issuer.	*Complies*
Negotiable Certificates of Deposit (NCD)	AA- rated or one of the two highest rating categories by a NRSRO; 30% maximum; 5% max per issuer; Issued by nationally or state-chartered bank, a savings association or federal association, a state or federal credit union, or by a federally licensed or state-licensed branch of a foreign bank.	*Complies*
Time Deposits/Certificates of Deposit (CD)	"A" rated or one of the three highest rating categories by a NRSRO; 30% maximum; 5% max per issuer; 1 year max maturity; FDIC insured or fully collateralized in financial institutions located in California, including US branches of foreign banks licensed to do business in California	*Complies*
Corporate Medium Term Notes	"A" rated or one of the three highest categories by a NRSRO; 30% maximum; 5% max per issuer; Issued by corporations organized and operating within the U.S. or by depository institutions licensed by the U.S. or any state and operating within the U.S.	*Complies*
Asset-Backed (ABS), Mortgage-Backed Securities; Pass-Throughs, CMOs	"AA" rated or one of the two highest rating categories by a NRSRO; "A" rated issuer or one of two highest rating categories by a NRSRO; 20% maximum; 5% max per issuer	*Complies*
Money Market Mutual Funds	Highest rating or "AAA" rated by two NRSROs; or SEC registered adviser with AUM >$500 million and experience greater than 5 years; 20% maximum; 10% max per fund	*Complies*
Local Agency Investment Fund (LAIF)	$50 million maximum; Not used by IA	*Complies*
California Asset Management Program (CAMP)	pursuant to CGC 53601; Not used by IA	*Complies*
Repurchase Agreements	"A" rated or one of the three highest categories by two NRSROs; 15% maximum; 5% max per issuer; 90 days max maturity; 102% collateralized; Not used by IA	*Complies*
Prohibited	Common stocks, Futures contracts, Options, Inverse floaters, Range notes, Mortgage derived Interest-only strips, Zero interest accrual securities, Any purchase of any security not listed in Section 8-Eligible Investments of the Investment Policy, unless approved by the City Council	*Complies*
Max Per Fund	10% per fund, with the exception of US Treasuries, Federal Agencies, and authorized pools	*Complies*
Max Per Issuer	5% of portfolio per issuer, with the exception of US Treasuries, Federal Agencies, and authorized pools	*Complies*
Diversification	With the exception of US Treasury securities, Federal Agency securities, and authorized pools, no more than 30% of the total portfolio, and less where stated, will be invested in a single security type with no more than 5% invested with a single issuer.	*Complies*
Maximum maturity	5 years	*Complies*

Account Structure

As of September 30, 2019

	Original Cost	Market Value	% of Portfolio
Funds Managed Internally			
Cash Equivalents	10,157,585.00	10,157,585.00	9.04%
Investment Pools	17,700,000.00	17,729,077.86	15.78%
Internally-Managed Bonded Debt Funds	14,070,689.19	14,077,432.27	12.53%
Additional Bonded Debt Funds	1,251,373.74	1,244,630.66	1.11%
Total	**43,179,647.93**	**43,208,725.79**	**38.45%**
Funds Managed by City's Investment Advisor			
Operating Funds	62,138,518.14	62,631,968.08	55.73%
Bond Managed Reserve	6,534,500.60	6,540,299.69	5.82%
Total	**68,673,018.74**	**69,172,267.77**	**61.55%**
Total City Funds	**111,852,666.67**	**112,380,993.56**	**100.00%**

**Market value changes daily and is subject to a number of economic forces, including supply and demand.*

Sector Allocation

As of September 30, 2019

Security Type	Original Cost	Market Value	% of Portfolio	Average Maturity	Average Yield
Operating Funds					
Cash Equivalents[1]	10,157,585.00	10,157,585.00	11.22%	1	N/A
Money Market Funds	1,154,332.94	1,154,332.94	1.28%	1	1.52%
Investment Pools[2]	17,700,000.00	17,729,077.86	19.59%	1	N/A
Total Liquidity	**29,011,917.94**	**29,040,995.80**	**32.08%**	**1**	**2.26%**
U.S. Treasury Notes	11,855,924.01	12,039,718.92	13.30%	880	2.12%
Federal Agency Securities	14,731,965.50	14,915,852.01	16.48%	858	2.30%
Negotiable Certificates of Deposit	7,408,726.33	7,416,290.62	8.19%	193	2.37%
Medium-Term Corporate Notes	15,800,717.95	15,842,651.09	17.50%	456	2.35%
Asset-Backed Securities	4,978,123.53	4,993,635.00	5.52%	872	2.26%
Commercial Paper	1,189,374.00	1,190,340.00	1.32%	142	2.12%
Supranationals	3,878,615.26	3,925,787.09	4.34%	456	2.07%
Collateralized Mortgage Obligatior	615,717.62	620,721.66	0.69%	931	2.65%
Municipal Bonds	525,021.00	532,638.75	0.59%	548	2.80%
Total Securities	**60,984,185.20**	**61,477,635.14**	**67.92%**	**638**	**2.27%**
Total Operating Funds	**89,996,103.14**	**90,518,630.94**	**100.00%**	**434**	**2.27%**
Bonded Debt Funds					
Pittsburg Pension Bond	3,707,026.78	3,707,026.78	16.96%	1	1.81%
Pittsburg AD Auto Mall	323,119.24	323,776.13	1.48%	139	1.89%
Pittsburg AD Vista DM	744,862.80	746,392.12	3.41%	142	1.89%
Pittsburg 2011A PIFA AD Ser	1,529,127.79	1,532,278.80	7.01%	142	1.89%
Pittsburg 2011B PIFA AD Ser	230,363.99	230,825.86	1.06%	139	1.89%
Pitts Succ Ag RDA '99 TAB[3]	476,216.15	476,216.15	2.18%	1	1.81%
Pitts Succ Ag RDA 14 TAR[3]	12,625,368.14	12,625,368.14	57.75%	1	1.83%
Pitts Succ Ag RDA 06 HB[3]	969,104.90	975,847.98	4.46%	110	4.37%
Additional Bonded Debt Funds[3]	1,251,373.74	1,244,630.66	5.69%	N/A	N/A
Total Bonded Debt Funds	**21,856,563.53**	**21,862,362.62**	**100.00%**	**25**	**1.96%**
Total City Funds	**111,852,666.67**	**112,380,993.56**			

[1,2]Funds not managed by City's investment adviser

[3]Bonded Debt Funds not managed, nor tracked by City's investment adviser

*Market value changes daily and is subject to a number of economic forces, including supply and demand.

Portfolio Characteristics

As of September 30, 2019

City of Pittsburg Managed Consolidated

	9/30/2019 Portfolio	6/30/2019 Portfolio
Average Maturity (yrs)	1.71	1.73
Modified Duration	1.51	1.44
Average Purchase Yield	2.26%	2.33%
Average Market Yield	1.87%	2.11%
Average Quality*	AA/Aa2	AA/Aa2
Market Value**	62,631,968	62,168,000

**Portfolio is S&P and Moody's, respectively.*
***Excludes accrued interest.*

Investment Performance

As of September 30, 2019

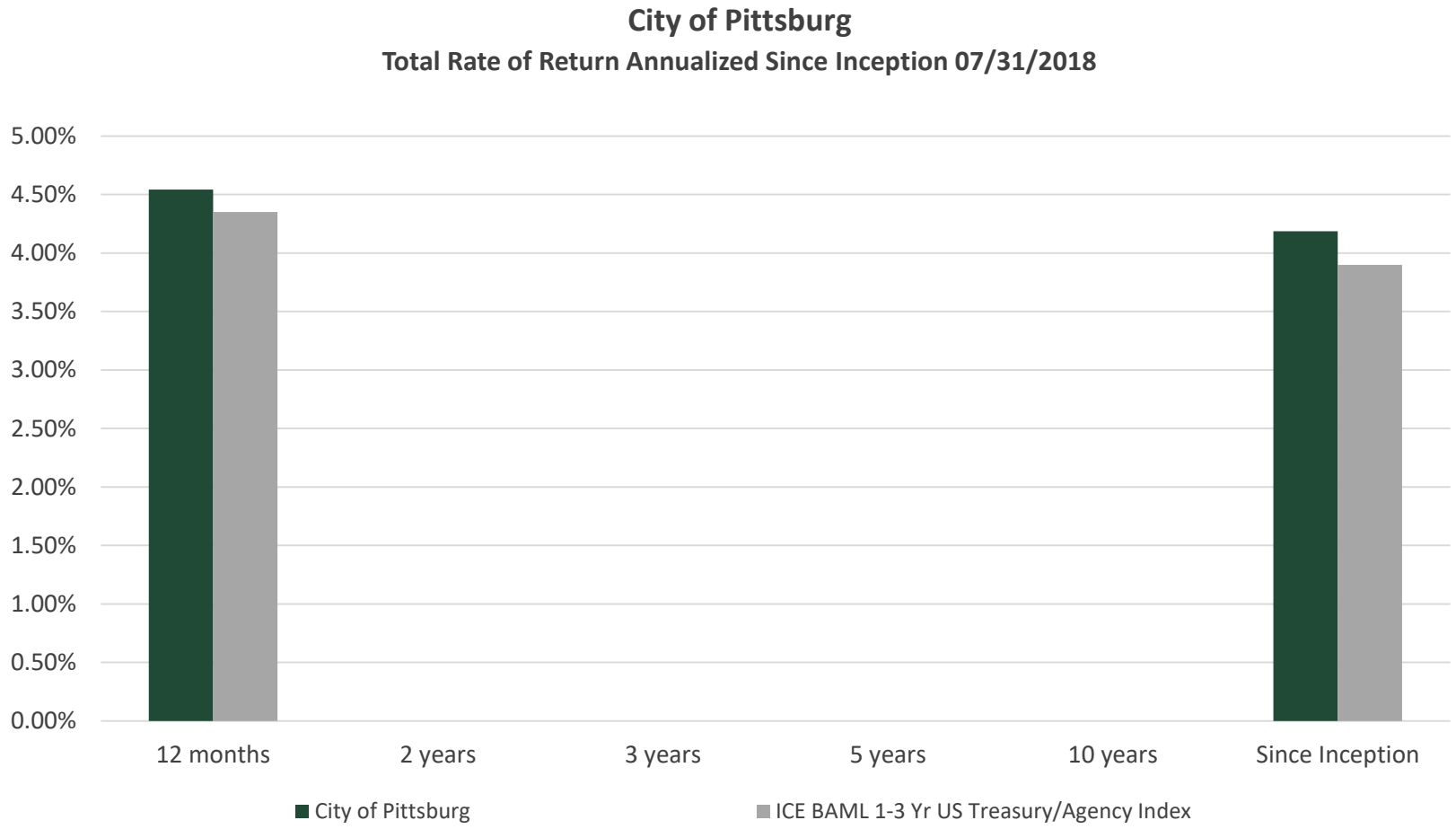

			Annualized				
TOTAL RATE OF RETURN	**3 months**	**12 months**	**2 years**	**3 years**	**5 years**	**10 years**	**Since Inception**
City of Pittsburg	0.73%	4.54%	N/A	N/A	N/A	N/A	4.19%
ICE BAML 1-3 Yr US Treasury/Agency Index	0.58%	4.35%	N/A	N/A	N/A	N/A	3.90%

Total rate of return: A measure of a portfolio's performance over time. It is the internal rate of return, which equates the beginning value of the portfolio with the ending value; it includes interest earnings, realized and unrealized gains and losses in the portfolio.

Total return includes gains. These gains can not be taken unless all securities in the portfolio are sold.

Portfolio Characteristics

As of September 30, 2019

City of Pittsburg Bond Reserve Consolidated

	9/30/2019 Portfolio	6/30/2019 Portfolio
Average Maturity (yrs)	0.07	0.07
Modified Duration	0.07	0.07
Average Purchase Yield	1.96%	2.56%
Average Market Yield	1.96%	2.56%
Average Quality*	AAA/Aaa	AAA/Aaa
Market Value**	20,617,732	19,852,135

**Portfolio is S&P and Moody's, respectively.*
***Excludes accrued interest.*



Section 3 | Consolidated Information

Sector Distribution

As of September 30, 2019

City of Pittsburg Total Consolidated

September 30, 2019

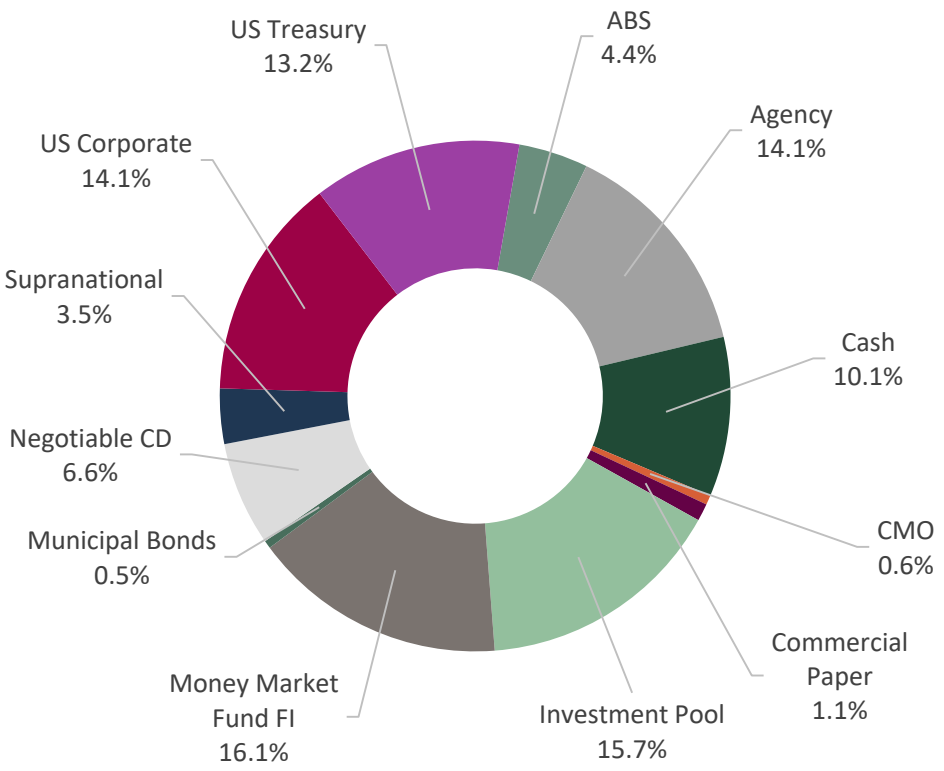

June 30, 2019

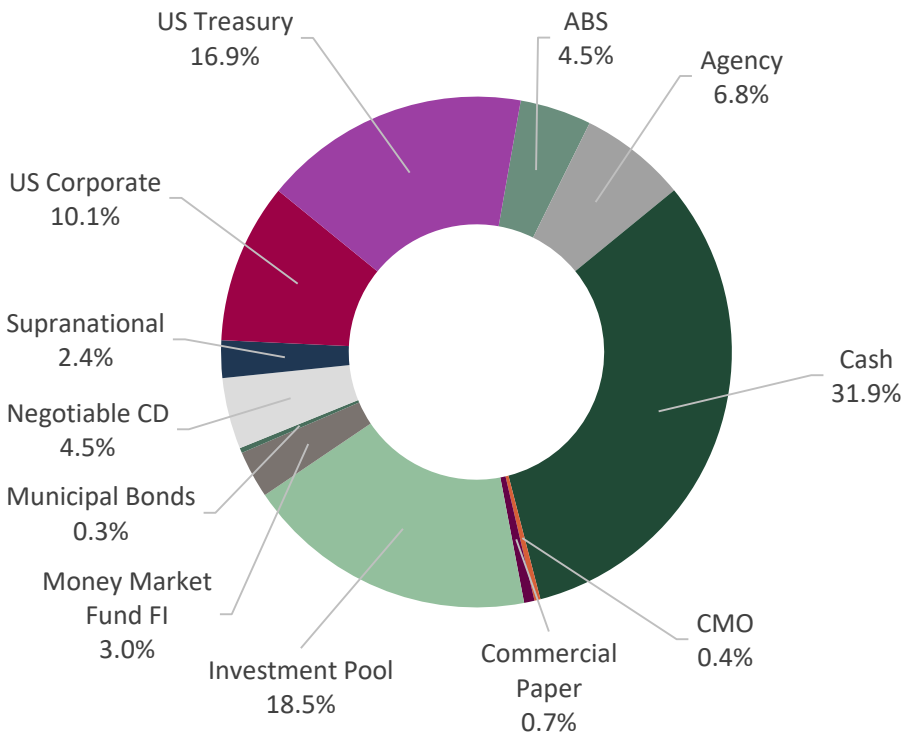

Issuers

As of September 30, 2019

City of Pittsburg Total Consolidated – Account #10638

Issue Name	Investment Type	S&P Rating	Moody Rating	% Portfolio
City of Pittsburg	Investment Pool	NR	NR	15.73%
Dreyfus Prime Cash Management Fund	Money Market Fund FI	AAA	Aaa	11.20%
Government of United States	US Treasury	AA+	Aaa	10.72%
City of Pittsburg	Cash	NR	NR	10.12%
Federal Home Loan Bank	Agency	AA+	Aaa	7.50%
Wells Fargo Adv Tsy Plus Money Market Fund	Money Market Fund FI	AAA	Aaa	3.84%
Government of United States	US Treasury	A-1+	P-1	2.49%
Federal National Mortgage Association	Agency	AA+	Aaa	2.28%
Intl Bank Recon and Development	Supranational	AAA	Aaa	1.62%
Inter-American Dev Bank	Supranational	AAA	Aaa	1.54%
Federal Farm Credit Bank	Agency	AA+	Aaa	1.52%
Toronto Dominion Holdings	Negotiable CD	A-1+	P-1	1.35%
Wells Fargo Corp	US Corporate	A-	A2	1.29%
Bank of Nova Scotia Houston	Negotiable CD	A-1	P-1	1.17%
Federal Home Loan Mortgage Corp	Agency	AA+	Aaa	1.16%
Bank of America Corp	US Corporate	A-	A2	1.12%
MUFG Bank Ltd/NY	Commercial Paper	A-1	P-1	1.06%
Wells Fargo Advantage Govt Money Market Fund	Money Market Fund FI	AAA	Aaa	1.02%
State Street Bank	US Corporate	A	A1	0.94%
Royal Bank of Canada	Negotiable CD	A-1+	P-1	0.90%
Bank of New York	US Corporate	A	A1	0.90%
JP Morgan ABS	ABS	AAA	NR	0.88%
Honda Motor Corporation	US Corporate	A	A2	0.87%
Federal National Mortgage Association	Agency	AA+	NR	0.85%
HSBC Holdings PLC	US Corporate	A	A2	0.85%
Swedbank Inc	Negotiable CD	AA-	Aa3	0.85%
Wal-Mart Stores	US Corporate	AA	Aa2	0.85%
Nordea Bank AB New York	Negotiable CD	AA-	Aa3	0.84%
WestPac Banking Corp	Negotiable CD	AA-	Aa3	0.78%
Federal Home Loan Mortgage Corp	Agency	A-1+	P-1	0.77%
UBS Corp	Negotiable CD	A+	Aa3	0.75%
PNC Financial Services Group	US Corporate	A	A2	0.74%
Toyota ABS	ABS	AAA	Aaa	0.73%
General Dynamics Corp	US Corporate	A+	A2	0.70%
Toyota Motor Corp	US Corporate	AA-	Aa3	0.69%
BB&T Corp	US Corporate	A-	A2	0.65%
Honda ABS	ABS	AAA	Aaa	0.61%
American Express ABS	ABS	NR	Aaa	0.52%

Issuers

As of September 30, 2019

City of Pittsburg Total Consolidated – Account #10638

Issue Name	Investment Type	S&P Rating	Moody Rating	% Portfolio
John Deere ABS	ABS	NR	Aaa	0.50%
State of California	Municipal Bonds	AA-	Aa3	0.48%
JP Morgan Chase & Co	US Corporate	A-	A2	0.45%
Deere & Company	US Corporate	A	A2	0.44%
Goldman Sachs Inc.	US Corporate	BBB+	A3	0.42%
IBM Corp	US Corporate	A	A2	0.42%
Citigroup Inc	US Corporate	BBB+	A3	0.42%
American Express Credit	US Corporate	A-	A2	0.38%
National Rural Utilities	US Corporate	A	A2	0.36%
Paccar Financial	US Corporate	A+	A1	0.35%
Federal Home Loan Mortgage Corp	CMO	NR	Aaa	0.34%
United Parcel Service	US Corporate	A	A2	0.34%
International Finance Corp	Supranational	AAA	Aaa	0.34%
Hyundai Auot Receivables	ABS	AAA	Aaa	0.33%
Caterpillar Inc	US Corporate	A	A3	0.31%
Nissan ABS	ABS	AAA	Aaa	0.23%
Ally Auto Receivables	ABS	NR	Aaa	0.21%
Federal National Mortgage Association	CMO	NR	NR	0.21%
Home Depot	US Corporate	A	A2	0.21%
Ally Auto Receivables	ABS	AAA	NR	0.19%
Hershey Foods Company	US Corporate	A	A1	0.18%
Hyundai Auot Receivables	ABS	AAA	NR	0.13%
TWDC Enterprises 18 Corp	US Corporate	A	A2	0.13%
Honeywell Corp	US Corporate	A	A2	0.12%
Ford ABS	ABS	NR	Aaa	0.10%
TOTAL				**100%**

Quality Distribution

As of September 30, 2019

City of Pittsburg Total Consolidated

September 30, 2019 vs. June 30, 2019

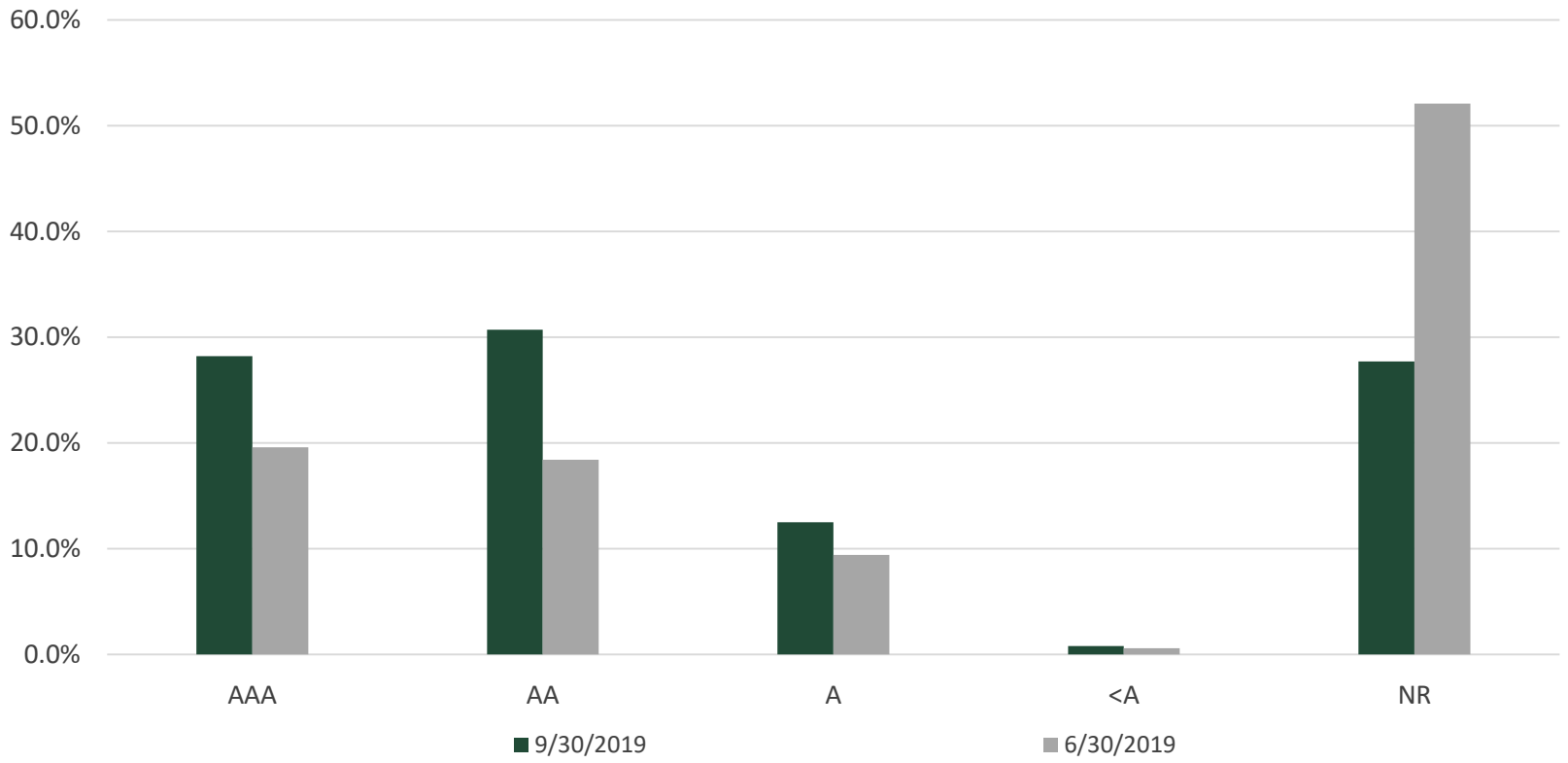

	AAA	AA	A	<A	NR
09/30/19	28.2%	30.7%	12.5%	0.8%	27.7%
06/30/19	19.6%	18.4%	9.4%	0.6%	52.1%

Source: S&P Ratings

Duration Distribution

As of September 30, 2019

City of Pittsburg Total Consolidated

September 30, 2019 vs. June 30, 2019

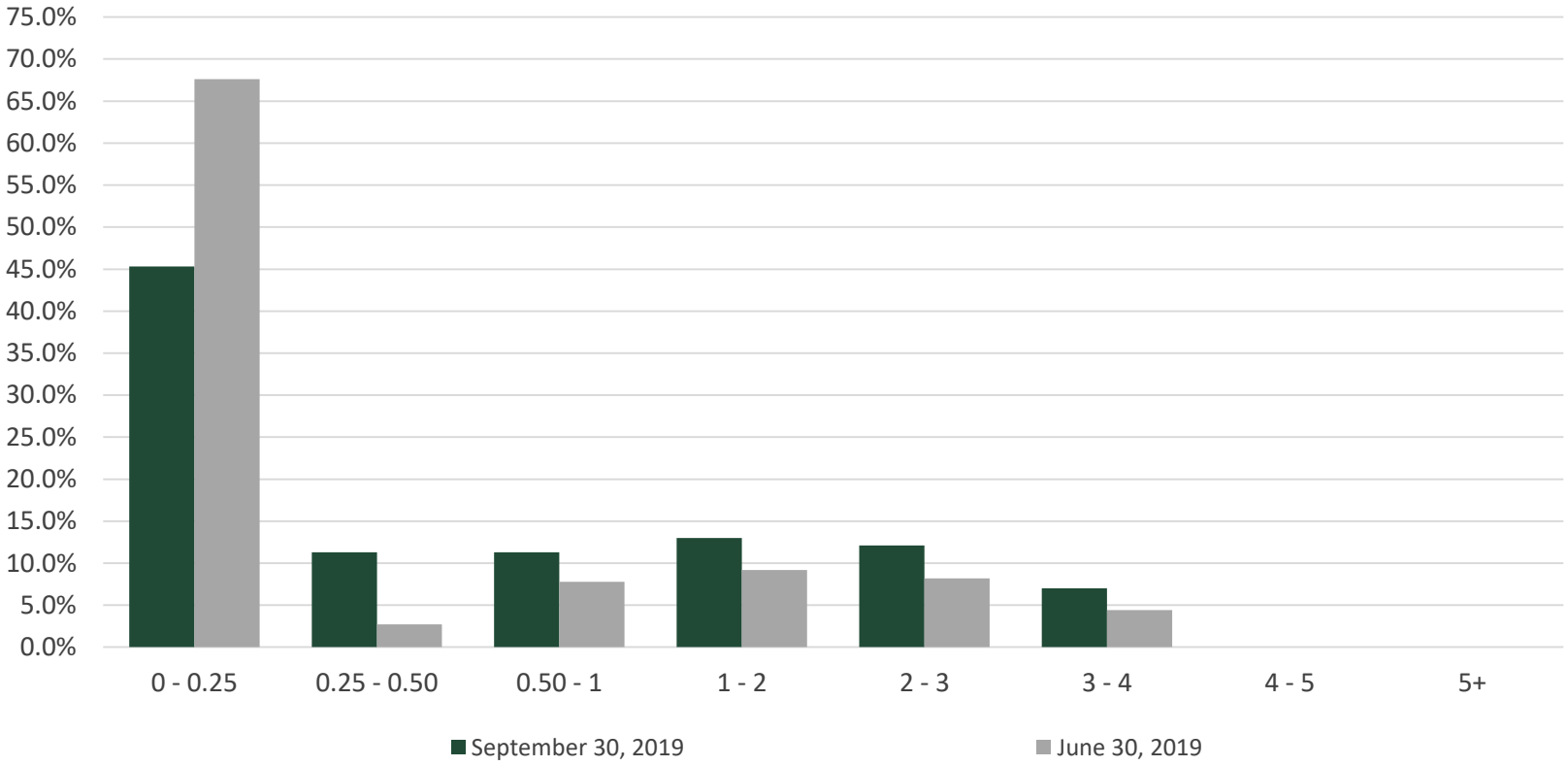

	0 - 0.25	0.25 - 0.50	0.50 - 1	1 - 2	2 - 3	3 - 4	4 - 5	5+
09/30/19	45.3%	11.3%	11.3%	13.0%	12.1%	7.0%	0.0%	0.0%
06/30/19	67.6%	2.7%	7.8%	9.2%	8.2%	4.4%	0.0%	0.0%



Section 4 | Portfolio Holdings

Holdings Report

As of September 30, 2019

City of Pittsburg Total Consolidated - Account #10638

CUSIP	Security Description	Par Value/Units	Purchase Date Book Yield	Cost Value Book Value	Mkt Price Mkt YTM	Market Value Accrued Int.	% of Port. Gain/Loss	Moody/S&P Fitch	Maturity Duration
ABS									
44891EAC3	Hyundai Auto Receivables Trust 2016-B A3 1.290% Due 04/15/2021	61,776.18	09/14/2016 1.30%	61,767.86 61,773.38	99.83 2.13%	61,669.99 35.42	0.05% (103.39)	Aaa / AAA NR	1.54 0.20
47787XAC1	John Deere Owner Trust 2017-A A3 1.780% Due 04/15/2021	29,368.59	02/22/2017 1.79%	29,364.40 29,367.03	99.91 2.16%	29,340.88 23.23	0.03% (26.15)	Aaa / NR AAA	1.54 0.25
34531EAD8	Ford Credit Auto Owner Trust 2017-A A3 1.670% Due 06/15/2021	117,203.73	01/18/2017 1.68%	117,203.30 117,203.56	99.85 2.19%	117,025.69 86.99	0.10% (177.87)	Aaa / NR AAA	1.71 0.30
02007PAC7	Ally Auto Receivables Trust 2017-1 A3 1.700% Due 06/15/2021	34,859.83	01/24/2017 1.71%	34,856.78 34,858.64	99.87 2.19%	34,816.22 26.34	0.03% (42.42)	Aaa / NR AAA	1.71 0.26
89190BAD0	Toyota Auto Receivables Trust 2017-B A3 1.760% Due 07/15/2021	530,716.38	Various 2.77%	524,547.21 526,773.50	99.86 2.11%	529,957.96 415.13	0.47% 3,184.46	Aaa / AAA NR	1.79 0.42
02007HAC5	Ally Auto Receivables Trust 2017-2 A3 1.780% Due 08/16/2021	206,948.58	03/21/2017 1.79%	206,924.17 206,938.14	99.88 2.17%	206,709.76 163.72	0.18% (228.38)	Aaa / NR AAA	1.88 0.30
44931PAD8	Hyundai Auto Receivables Trust 2017-A A3 1.760% Due 08/16/2021	150,387.66	03/22/2017 1.77%	150,375.50 150,382.46	99.87 2.10%	150,191.70 110.28	0.13% (190.76)	NR / AAA AAA	1.88 0.39
43811BAC8	Honda Auto Receivables Trust 2017-2 A3 1.680% Due 08/16/2021	258,421.47	06/20/2017 1.69%	258,399.13 258,411.34	99.80 2.09%	257,906.16 192.95	0.23% (505.18)	Aaa / AAA NR	1.88 0.49
47788BAD6	John Deere Owner Trust 2017-B A3 1.820% Due 10/15/2021	62,122.09	07/11/2017 1.83%	62,117.54 62,119.90	99.84 2.16%	62,025.76 50.25	0.06% (94.14)	Aaa / NR AAA	2.04 0.46
02007FAC9	Ally Auto Receivables Trust 2017-4 A3 1.750% Due 12/15/2021	209,620.64	08/15/2017 1.76%	209,617.93 209,619.25	99.84 2.14%	209,279.38 163.04	0.19% (339.87)	NR / AAA AAA	2.21 0.42
44932GAD7	Hyundai Auto Receivables Trust 2017-B A3 1.770% Due 01/18/2022	308,350.85	08/09/2017 1.79%	308,297.42 308,323.08	99.81 2.12%	307,775.77 242.57	0.27% (547.31)	Aaa / AAA NR	2.30 0.54
89238KAD4	Toyota Auto Receivables Trust 2017-D A3 1.930% Due 01/18/2022	290,000.00	11/07/2017 1.94%	289,973.26 289,985.27	99.95 2.02%	289,855.00 202.11	0.26% (130.27)	Aaa / AAA NR	2.30 0.60
43814UAC3	Honda Auto Receivables Trust 2018-1 A3 2.640% Due 02/15/2022	424,518.36	02/22/2018 2.66%	424,463.47 424,485.46	100.42 2.05%	426,313.22 498.10	0.38% 1,827.76	Aaa / AAA NR	2.38 0.70
47788CAC6	John Deere Owner Trust 2018-A A3 2.660% Due 04/18/2022	475,000.00	Various 3.07%	471,757.36 472,630.16	100.41 2.12%	476,941.33 561.56	0.42% 4,311.17	Aaa / NR AAA	2.55 0.73
65478DAD9	Nissan Auto Receivables Trust 2018-A A3 2.650% Due 05/16/2022	255,000.00	02/21/2018 2.67%	254,970.85 254,981.84	100.47 2.09%	256,205.64 300.33	0.23% 1,223.80	Aaa / AAA NR	2.63 0.82
161571HE7	Chase Issuance Trust 2016-A4 A4 1.490% Due 07/15/2022	1,000,000.00	07/26/2019 1.93%	993,554.69 993,930.32	99.61 2.00%	996,134.00 662.22	0.88% 2,203.68	NR / AAA AAA	2.79 0.77

Holdings Report

As of September 30, 2019

City of Pittsburg Total Consolidated - Account #10638

CUSIP	Security Description	Par Value/Units	Purchase Date Book Yield	Cost Value Book Value	Mkt Price Mkt YTM	Market Value Accrued Int.	% of Port. Gain/Loss	Moody/S&P Fitch	Maturity Duration
02582JHQ6	American Express Credit Trust 2018-1 A 2.670% Due 10/17/2022	580,000.00	03/14/2018 2.69%	579,932.66 579,955.19	100.26 2.11%	581,486.54 688.27	0.52% 1,531.35	Aaa / NR AAA	3.05 0.44
TOTAL ABS		**4,994,294.36**	**2.26%**	**4,978,123.53** **4,981,738.52**	**2.08%**	**4,993,635.00** **4,422.51**	**4.43%** **11,896.48**	**Aaa / AAA** **Aaa**	**2.39** **0.57**
Agency									
3137EADM8	FHLMC Note 1.250% Due 10/02/2019	1,300,000.00	08/07/2018 2.54%	1,281,059.00 1,299,954.90	100.00 1.78%	1,299,961.00 8,079.86	1.16% 6.10	Aaa / AA+ AAA	0.01 0.01
313396SM6	FHLMC Discount Note 4.527% Due 01/31/2020	879,000.00	07/31/2019 4.70%	858,770.77 865,513.85	98.47 4.70%	865,513.85 0.00	0.77% 0.00	P-1 / A-1+ F-1+	0.34 0.33
313378J77	FHLB Note 1.875% Due 03/13/2020	490,000.00	07/30/2018 2.70%	483,622.65 488,230.31	100.01 1.86%	490,026.95 459.38	0.44% 1,796.64	Aaa / AA+ NR	0.45 0.45
3135G0T60	FNMA Note 1.500% Due 07/30/2020	200,000.00	08/30/2017 1.51%	199,966.00 199,990.32	99.73 1.83%	199,455.00 508.33	0.18% (535.32)	Aaa / AA+ AAA	0.83 0.82
313370US5	FHLB Note 2.875% Due 09/11/2020	850,000.00	08/23/2018 2.67%	853,493.50 851,613.82	100.95 1.86%	858,046.10 1,357.64	0.76% 6,432.28	Aaa / AA+ AAA	0.95 0.93
3130AF2D8	FHLB Note 2.860% Due 10/15/2020	1,000,000.00	10/23/2018 2.94%	998,550.00 999,236.84	101.01 1.87%	1,010,132.00 13,187.78	0.91% 10,895.16	Aaa / AA+ AAA	1.04 1.01
3135G0U27	FNMA Note 2.500% Due 04/13/2021	305,000.00	04/12/2018 2.55%	304,545.55 304,767.80	101.19 1.71%	308,633.47 3,558.33	0.28% 3,865.67	Aaa / AA+ AAA	1.54 1.49
313383ZU8	FHLB Note 3.000% Due 09/10/2021	1,000,000.00	10/04/2018 3.03%	999,260.00 999,509.43	102.45 1.71%	1,024,503.00 1,750.00	0.91% 24,993.57	Aaa / AA+ NR	1.95 1.89
3135G0U92	FNMA Note 2.625% Due 01/11/2022	1,000,000.00	02/26/2019 2.52%	1,002,910.00 1,002,310.80	102.14 1.67%	1,021,362.00 5,833.33	0.91% 19,051.20	Aaa / AA+ AAA	2.28 2.20
313378WG2	FHLB Note 2.500% Due 03/11/2022	500,000.00	03/28/2019 2.25%	503,530.00 502,920.93	102.06 1.64%	510,301.00 694.44	0.45% 7,380.07	Aaa / AA+ NR	2.45 2.37
3135G0V59	FNMA Note 2.250% Due 04/12/2022	1,000,000.00	04/17/2019 2.42%	995,020.00 995,778.42	101.60 1.60%	1,015,980.00 10,562.50	0.91% 20,201.58	Aaa / AA+ AAA	2.53 2.43
313379Q69	FHLB Note 2.125% Due 06/10/2022	1,100,000.00	05/20/2019 2.24%	1,096,205.00 1,096,657.27	101.27 1.64%	1,113,933.70 7,207.29	0.99% 17,276.43	Aaa / AA+ AAA	2.70 2.60
3135G0W33	FNMA Note 1.375% Due 09/06/2022	965,000.00	09/05/2019 1.49%	961,641.80 961,718.40	99.29 1.62%	958,154.29 921.44	0.85% (3,564.11)	NR / AA+ AAA	2.94 2.86
3130AFE78	FHLB Note 3.000% Due 12/09/2022	1,300,000.00	01/18/2019 2.74%	1,312,207.00 1,310,036.10	104.03 1.70%	1,352,374.40 12,133.33	1.21% 42,338.30	Aaa / AA+ AAA	3.19 3.02
3133EKUA2	FFCB Note 1.850% Due 02/01/2023	700,000.00	07/23/2019 1.86%	699,825.00 699,834.38	100.77 1.61%	705,364.10 2,158.33	0.63% 5,529.72	Aaa / AA+ AAA	3.34 3.22

Holdings Report

As of September 30, 2019

City of Pittsburg Total Consolidated - Account #10638

CUSIP	Security Description	Par Value/Units	Purchase Date Book Yield	Cost Value Book Value	Mkt Price Mkt YTM	Market Value Accrued Int.	% of Port. Gain/Loss	Moody/S&P Fitch	Maturity Duration
3133834G3	FHLB Note 2.125% Due 06/09/2023	1,000,000.00	06/14/2019 1.93%	1,007,470.00 1,006,925.04	101.90 1.59%	1,018,986.00 6,611.11	0.91% 12,060.96	Aaa / AA+ NR	3.69 3.52
3133EKZK5	FFCB Note 1.600% Due 08/14/2023	1,000,000.00	08/09/2019 1.63%	998,710.00 998,752.38	99.98 1.61%	999,789.00 2,088.89	0.89% 1,036.62	Aaa / AA+ AAA	3.87 3.73
3130A3DL5	FHLB Note 2.375% Due 09/08/2023	1,000,000.00	08/29/2019 1.50%	1,033,950.00 1,033,210.95	102.89 1.62%	1,028,850.00 1,517.36	0.91% (4,360.95)	Aaa / AA+ NR	3.94 3.75
TOTAL Agency		**15,589,000.00**	**2.43%**	**15,590,736.27** **15,616,961.94**	**1.86%**	**15,781,365.86** **78,629.34**	**14.07%** **164,403.92**	**Aaa / AA+** **Aaa**	**2.24** **2.15**
Cash									
90PITT$02	City of Pittsburg Additional Bonded Debt Funds	1,251,373.74	Various 0.00%	1,251,373.74 1,251,373.74	0.99 0.00%	1,244,630.66 0.00	1.10% (6,743.08)	NR / NR NR	0.00 0.00
90PITT$00	City of Pittsburg Cash Equivalents	10,157,585.00	Various 0.00%	10,157,585.00 10,157,585.00	1.00 0.00%	10,157,585.00 0.00	9.01% 0.00	NR / NR NR	0.00 0.00
TOTAL Cash		**11,408,958.74**	**0.00%**	**11,408,958.74** **11,408,958.74**	**0.00%**	**11,402,215.66** **0.00**	**10.12%** **(6,743.08)**	**NR / NR** **NR**	**0.00** **0.00**
CMO									
3136B1XP4	FNMA 2018-M5 A2 3.560% Due 09/25/2021	232,891.79	04/11/2018 2.33%	237,524.26 235,591.58	101.85 2.12%	237,205.41 138.18	0.21% 1,613.83	NR / NR NR	1.99 1.41
3137BM6P6	FHLMC K721 A2 3.090% Due 08/25/2022	375,000.00	04/04/2018 2.84%	378,193.36 377,114.93	102.27 2.15%	383,516.25 965.63	0.34% 6,401.32	Aaa / NR NR	2.90 2.56
TOTAL CMO		**607,891.79**	**2.65%**	**615,717.62** **612,706.51**	**2.14%**	**620,721.66** **1,103.81**	**0.55%** **8,015.15**	**Aaa / NR** **NR**	**2.55** **2.12**
Commercial Paper									
62479LBJ3	MUFG Bank Ltd Discount CP 2.070% Due 02/18/2020	1,200,000.00	09/16/2019 2.12%	1,189,374.00 1,190,340.00	99.20 2.12%	1,190,340.00 0.00	1.06% 0.00	P-1 / A-1 NR	0.39 0.38
TOTAL Commercial Paper		**1,200,000.00**	**2.12%**	**1,189,374.00** **1,190,340.00**	**2.12%**	**1,190,340.00** **0.00**	**1.06%** **0.00**	**P-1 / A-1** **NR**	**0.39** **0.38**

Holdings Report

As of September 30, 2019

City of Pittsburg Total Consolidated - Account #10638

CUSIP	Security Description	Par Value/Units	Purchase Date Book Yield	Cost Value Book Value	Mkt Price Mkt YTM	Market Value Accrued Int.	% of Port. Gain/Loss	Moody/S&P Fitch	Maturity Duration
Investment Pool									
90PITT$01	City of Pittsburg Investment Pools	17,700,000.00	Various 0.00%	17,700,000.00 17,700,000.00	1.00 0.00%	17,729,077.86 0.00	15.73% 29,077.86	NR / NR NR	0.00 0.00
				17,700,000.00		**17,729,077.86**	**15.73%**	**NR / NR**	**0.00**
TOTAL Investment Pool		**17,700,000.00**	**0.00%**	**17,700,000.00**	**0.00%**	**0.00**	**29,077.86**	**NR**	**0.00**
Money Market Fund FI									
94975H296	Wells Fargo Treasury Plus MMFD 453	3,707,026.78	Various 1.81%	3,707,026.78 3,707,026.78	1.00 1.81%	3,707,026.78 0.00	3.29% 0.00	Aaa / AAA NR	0.00 0.00
94975H296	Wells Fargo Treasury Plus MMFD 453	6,108.08	Various 1.81%	6,108.08 6,108.08	1.00 1.81%	6,108.08 0.00	0.01% 0.00	Aaa / AAA NR	0.00 0.00
94975H296	Wells Fargo Treasury Plus MMFD 453	6,821.20	Various 1.81%	6,821.20 6,821.20	1.00 1.81%	6,821.20 0.00	0.01% 0.00	Aaa / AAA NR	0.00 0.00
94975H296	Wells Fargo Treasury Plus MMFD 453	8,464.90	Various 1.81%	8,464.90 8,464.90	1.00 1.81%	8,464.90 0.00	0.01% 0.00	Aaa / AAA NR	0.00 0.00
94975H296	Wells Fargo Treasury Plus MMFD 453	7,465.52	Various 1.81%	7,465.52 7,465.52	1.00 1.81%	7,465.52 0.00	0.01% 0.00	Aaa / AAA NR	0.00 0.00
94975H296	Wells Fargo Treasury Plus MMFD 453	476,216.15	Various 1.81%	476,216.15 476,216.15	1.00 1.81%	476,216.15 0.00	0.42% 0.00	Aaa / AAA NR	0.00 0.00
94975H296	Wells Fargo Treasury Plus MMFD 453	110,334.13	Various 1.81%	110,334.13 110,334.13	1.00 1.81%	110,334.13 0.00	0.10% 0.00	Aaa / AAA NR	0.00 0.00
261941108	Dreyfus Treas PR Cash Mgt Inst Money Market Fund	12,625,368.14	Various 1.83%	12,625,368.14 12,625,368.14	1.00 1.83%	12,625,368.14 0.00	11.20% 0.00	Aaa / AAA NR	0.00 0.00
94975H254	Wells Fargo Money Market Fund #743	1,097,719.21	Various 1.52%	1,097,719.21 1,097,719.21	1.00 1.52%	1,097,719.21 0.00	0.97% 0.00	Aaa / AAA NR	0.00 0.00
94975H254	Wells Fargo Money Market Fund #743	56,613.73	Various 1.52%	56,613.73 56,613.73	1.00 1.52%	56,613.73 0.00	0.05% 0.00	Aaa / AAA NR	0.00 0.00
				18,102,137.84		**18,102,137.84**	**16.06%**	**Aaa / AAA**	**0.00**
TOTAL Money Market Fund FI		**18,102,137.84**	**1.81%**	**18,102,137.84**	**1.81%**	**0.00**	**0.00**	**NR**	**0.00**

Holdings Report

As of September 30, 2019

City of Pittsburg Total Consolidated - Account #10638

CUSIP	Security Description	Par Value/Units	Purchase Date Book Yield	Cost Value Book Value	Mkt Price Mkt YTM	Market Value Accrued Int.	% of Port. Gain/Loss	Moody/S&P Fitch	Maturity Duration
Municipal Bonds									
13063DGA0	California St GE-GO	525,000.00	04/18/2018	525,021.00	101.46	532,638.75	0.48%	Aa3 / AA-	1.50
	2.800% Due 04/01/2021		2.80%	525,010.74	1.81%	7,350.00	7,628.01	AA	1.45
				525,021.00		**532,638.75**	**0.48%**	**Aa3 / AA-**	**1.50**
TOTAL Municipal Bonds		**525,000.00**	**2.80%**	**525,010.74**	**1.81%**	**7,350.00**	**7,628.01**	**AA**	**1.45**
Negotiable CD									
06417G5Q7	Bank of Nova Scotia Yankee CD	1,300,000.00	04/01/2019	1,300,262.41	100.01	1,300,082.19	1.17%	P-1 / A-1	0.23
	2.610% Due 12/23/2019		2.58%	1,300,082.19	2.58%	18,190.25	0.00	F-1+	0.23
78012ULZ6	Royal Bank of Canada Yankee CD	1,000,000.00	06/28/2019	1,003,063.92	100.18	1,001,835.65	0.90%	P-1 / A-1+	0.38
	2.690% Due 02/14/2020		2.18%	1,001,835.65	2.18%	17,111.39	0.00	F-1+	0.37
65590ASN7	Nordea Bank Finland NY Yankee CD	940,000.00	02/20/2018	940,000.00	100.34	943,163.10	0.84%	Aa3 / AA-	0.39
	2.720% Due 02/20/2020		2.72%	940,000.00	1.84%	2,911.91	3,163.10	NR	0.39
90275DHG8	UBS Finance Yankee CD	845,000.00	03/02/2018	845,000.00	100.41	848,440.00	0.75%	Aa3 / A+	0.42
	2.900% Due 03/02/2020		2.90%	845,000.00	1.94%	1,974.01	3,440.00	NR	0.42
89114MXX0	Toronto Dominion Bank Yankee CD	1,500,000.00	08/12/2019	1,505,400.00	100.28	1,504,175.00	1.35%	P-1 / A-1+	0.46
	2.680% Due 03/16/2020		2.05%	1,504,175.00	2.05%	21,998.33	0.00	F-1+	0.46
96121T4A3	Westpac Banking Corp Yankee CD	870,000.00	08/03/2017	870,000.00	100.21	871,820.91	0.78%	Aa3 / AA-	0.84
	2.050% Due 08/03/2020		2.05%	870,000.00	1.80%	2,675.25	1,820.91	AA-	0.83
87019U6D6	Swedbank Inc Negotiable CD	945,000.00	11/16/2017	945,000.00	100.19	946,773.77	0.85%	Aa3 / AA-	1.13
	2.270% Due 11/16/2020		2.27%	945,000.00	2.10%	8,223.08	1,773.77	AA-	1.12
				7,408,726.33		**7,416,290.62**	**6.64%**	**Aa1 / AA**	**0.53**
TOTAL Negotiable CD		**7,400,000.00**	**2.37%**	**7,406,092.84**	**2.10%**	**73,084.22**	**10,197.78**	**Aaa**	**0.52**
Supranational									
459058FS7	Intl. Bank Recon & Development Note	955,000.00	08/18/2017	947,167.73	99.86	953,634.35	0.85%	Aaa / AAA	0.16
	1.125% Due 11/27/2019		1.49%	954,459.52	2.02%	3,700.63	(825.17)	AAA	0.16
459058FZ1	Intl. Bank Recon & Development Note	395,000.00	03/14/2017	394,656.35	99.91	394,663.86	0.35%	Aaa / AAA	0.56
	1.875% Due 04/21/2020		1.90%	394,938.10	2.03%	3,291.67	(274.24)	AAA	0.55
459058GA5	Intl. Bank Recon & Development Note	475,000.00	08/22/2017	474,900.25	99.83	474,197.73	0.42%	Aaa / AAA	0.93
	1.625% Due 09/04/2020		1.63%	474,969.31	1.81%	578.91	(771.58)	AAA	0.92
4581X0CD8	Inter-American Dev Bank Note	470,000.00	10/02/2017	474,356.48	100.31	471,453.24	0.42%	Aaa / AAA	1.11
	2.125% Due 11/09/2020		1.81%	471,566.94	1.84%	3,939.51	(113.70)	AAA	1.08
45950KCM0	International Finance Corp Note	380,000.00	01/18/2018	378,882.80	100.57	382,169.80	0.34%	Aaa / AAA	1.32
	2.250% Due 01/25/2021		2.35%	379,508.68	1.81%	1,567.50	2,661.12	NR	1.29

Holdings Report

As of September 30, 2019

City of Pittsburg Total Consolidated - Account #10638

CUSIP	Security Description	Par Value/Units	Purchase Date Book Yield	Cost Value Book Value	Mkt Price Mkt YTM	Market Value Accrued Int.	% of Port. Gain/Loss	Moody/S&P Fitch	Maturity Duration
4581X0DB1	Inter-American Dev Bank Note 2.625% Due 04/19/2021	510,000.00	04/12/2018 2.70%	508,878.00 509,420.57	101.29 1.78%	516,599.40 6,024.38	0.46% 7,178.83	Aaa / AAA AAA	1.55 1.50
4581X0CZ9	Inter-American Dev Bank Note 1.750% Due 09/14/2022	480,000.00	02/21/2018 2.78%	459,004.80 466,385.93	100.30 1.65%	481,416.96 396.67	0.43% 15,031.03	Aaa / AAA AAA	2.96 2.87
4581X0DA3	Inter-American Dev Bank Note 2.500% Due 01/18/2023	245,000.00	06/04/2018 2.90%	240,768.85 241,977.75	102.72 1.65%	251,651.75 1,242.01	0.22% 9,674.00	Aaa / AAA NR	3.30 3.15
				3,878,615.26		**3,925,787.09**	**3.50%**	**Aaa / AAA**	**1.25**
TOTAL Supranational		**3,910,000.00**	**2.08%**	**3,893,226.80**	**1.85%**	**20,741.28**	**32,560.29**	**Aaa**	**1.21**
US Corporate									
438516BQ8	Honeywell Intl Note 1.800% Due 10/30/2019	130,000.00	10/23/2017 1.84%	129,898.60 129,995.97	99.98 2.04%	129,972.83 981.50	0.12% (23.14)	A2 / A A	0.08 0.08
02665WBM2	American Honda Finance Note 2.000% Due 02/14/2020	300,000.00	02/13/2017 2.05%	299,574.00 299,946.99	99.99 2.02%	299,970.30 783.33	0.27% 23.31	A2 / A NR	0.38 0.37
0258M0EE5	American Express Credit Callable Note Cont 2/1/2020 2.200% Due 03/03/2020	430,000.00	02/28/2017 2.24%	429,552.80 429,937.16	100.02 2.15%	430,067.08 735.78	0.38% 129.92	A2 / A- A	0.42 0.33
25468PDP8	TWDC Enterprises 18 Corp Note 1.950% Due 03/04/2020	150,000.00	03/01/2017 1.96%	149,961.00 149,994.47	99.95 2.06%	149,930.10 219.38	0.13% (64.37)	A2 / A A	0.43 0.42
06051GFN4	Bank of America Corp Note 2.250% Due 04/21/2020	1,250,000.00	Various 2.59%	1,246,002.50 1,247,666.64	100.11 2.06%	1,251,332.50 12,500.00	1.12% 3,665.86	A2 / A- A+	0.56 0.55
369550BA5	General Dynamics Corp Note 2.875% Due 05/11/2020	275,000.00	05/08/2018 3.06%	274,026.50 274,703.02	100.52 2.01%	276,432.47 3,074.65	0.25% 1,729.45	A2 / A+ NR	0.61 0.60
369550BA5	General Dynamics Corp Note 2.875% Due 05/11/2020	500,000.00	07/22/2019 2.25%	502,440.00 501,863.42	100.52 2.01%	502,604.50 5,590.28	0.45% 741.08	A2 / A+ NR	0.61 0.60
69353RFC7	PNC Bank Callable Note Cont 4/19/2020 2.000% Due 05/19/2020	825,000.00	04/01/2019 2.69%	818,697.00 821,466.04	99.96 2.06%	824,703.83 6,050.00	0.74% 3,237.79	A2 / A A+	0.64 0.62
437076BQ4	Home Depot Note 1.800% Due 06/05/2020	235,000.00	05/24/2017 1.82%	234,863.70 234,969.16	99.87 2.00%	234,683.22 1,363.00	0.21% (285.94)	A2 / A A	0.68 0.67
02665WBT7	American Honda Finance Note 1.950% Due 07/20/2020	500,000.00	06/27/2019 2.25%	498,455.00 498,824.19	99.94 2.02%	499,715.50 1,922.92	0.45% 891.31	A2 / A NR	0.81 0.79
40428HPV8	HSBC USA Inc Note 2.750% Due 08/07/2020	947,000.00	Various 2.43%	950,396.40 949,506.95	100.58 2.06%	952,477.45 3,906.38	0.85% 2,970.50	A2 / A AA-	0.85 0.84
857477AS2	State Street Bank Note 2.550% Due 08/18/2020	455,000.00	06/08/2017 1.94%	463,499.40 457,355.26	100.47 2.01%	457,149.42 1,385.85	0.41% (205.84)	A1 / A AA-	0.88 0.87

Holdings Report

As of September 30, 2019

City of Pittsburg Total Consolidated - Account #10638

CUSIP	Security Description	Par Value/Units	Purchase Date Book Yield	Cost Value Book Value	Mkt Price Mkt YTM	Market Value Accrued Int.	% of Port. Gain/Loss	Moody/S&P Fitch	Maturity Duration
857477AS2	State Street Bank Note 2.550% Due 08/18/2020	600,000.00	06/17/2019 2.24%	602,136.00 601,614.54	100.47 2.01%	602,834.40 1,827.50	0.54% 1,219.86	A1 / A AA-	0.88 0.87
14913Q2A6	Caterpillar Finl Service Note 1.850% Due 09/04/2020	355,000.00	09/05/2017 1.88%	354,701.80 354,907.51	99.87 2.00%	354,525.72 492.56	0.31% (381.79)	A3 / A A	0.93 0.91
69371RN85	Paccar Financial Corp Note 2.050% Due 11/13/2020	135,000.00	11/06/2017 2.05%	134,987.85 134,995.47	100.15 1.91%	135,200.61 1,060.88	0.12% 205.14	A1 / A+ NR	1.12 1.09
94974BGR5	Wells Fargo Corp Note 2.550% Due 12/07/2020	1,440,000.00	05/06/2016 2.04%	1,471,910.40 1,448,263.88	100.54 2.09%	1,447,728.48 11,628.00	1.29% (535.40)	A2 / A- A+	1.19 1.16
931142EA7	Wal-Mart Stores Note 1.900% Due 12/15/2020	945,000.00	10/11/2017 1.95%	943,629.75 944,475.45	100.22 1.71%	947,098.85 5,286.75	0.85% 2,623.40	Aa2 / AA AA	1.21 1.18
24422ETZ2	John Deere Capital Corp Note 2.350% Due 01/08/2021	245,000.00	01/03/2018 2.37%	244,872.60 244,945.95	100.58 1.88%	246,424.68 1,327.42	0.22% 1,478.73	A2 / A A	1.28 1.24
44932HAB9	IBM Credit Corp Note 1.800% Due 01/20/2021	475,000.00	09/05/2017 1.86%	474,016.75 474,618.69	99.81 1.95%	474,082.78 1,686.25	0.42% (535.91)	A2 / A NR	1.31 1.28
02665WCD1	American Honda Finance Note 2.650% Due 02/12/2021	180,000.00	02/12/2018 2.70%	179,748.00 179,884.72	100.97 1.92%	181,751.40 649.25	0.16% 1,866.68	A2 / A NR	1.37 1.33
69371RN93	Paccar Financial Corp Note 2.800% Due 03/01/2021	250,000.00	02/22/2018 2.82%	249,877.50 249,942.32	101.21 1.93%	253,017.50 583.33	0.23% 3,075.18	A1 / A+ NR	1.42 1.39
24422EUD9	John Deere Capital Corp Note 2.875% Due 03/12/2021	245,000.00	03/08/2018 2.90%	244,833.40 244,919.67	101.30 1.96%	248,174.96 371.75	0.22% 3,255.29	A2 / A A	1.45 1.42
63743HER9	National Rural Utilities Note 2.900% Due 03/15/2021	400,000.00	Various 2.99%	398,932.00 399,470.69	101.25 2.02%	405,011.20 515.56	0.36% 5,540.51	A2 / A A	1.46 1.42
911312BP0	UPS Note 2.050% Due 04/01/2021	380,000.00	11/09/2017 2.10%	379,399.60 379,733.37	100.08 2.00%	380,294.12 3,895.00	0.34% 560.75	A2 / A NR	1.50 1.46
89236TEU5	Toyota Motor Credit Corp Note 2.950% Due 04/13/2021	295,000.00	04/10/2018 2.96%	294,882.00 294,939.71	101.61 1.88%	299,753.63 4,061.17	0.27% 4,813.92	Aa3 / AA- A+	1.54 1.48
38141GVU5	Goldman Sachs Group Inc Callable Note Cont 3/25/21 2.625% Due 04/25/2021	470,000.00	10/27/2017 2.50%	471,908.20 470,831.86	100.58 2.23%	472,726.00 5,346.25	0.42% 1,894.14	A3 / BBB+ A	1.57 1.43
427866BA5	Hershey Foods Corp Note 3.100% Due 05/15/2021	200,000.00	05/03/2018 3.12%	199,862.00 199,925.80	101.67 2.05%	203,341.00 2,342.22	0.18% 3,415.20	A1 / A NR	1.62 1.56
46625HRT9	JP Morgan Chase Callable Note Cont 5/7/2021 2.400% Due 06/07/2021	500,000.00	08/29/2019 2.00%	503,290.00 503,119.09	100.48 2.10%	502,377.00 3,800.00	0.45% (742.09)	A2 / A- AA-	1.69 1.55
172967LC3	Citigroup Inc Callable Note Cont 11/8/2021 2.900% Due 12/08/2021	460,000.00	11/15/2017 2.66%	464,103.20 462,173.11	101.48 2.18%	466,786.84 4,187.28	0.42% 4,613.73	A3 / BBB+ A	2.19 2.02

Holdings Report

As of September 30, 2019

City of Pittsburg Total Consolidated - Account #10638

CUSIP	Security Description	Par Value/Units	Purchase Date Book Yield	Cost Value Book Value	Mkt Price Mkt YTM	Market Value Accrued Int.	% of Port. Gain/Loss	Moody/S&P Fitch	Maturity Duration
06406RAA5	Bank of NY Mellon Corp Callable Note Cont 1/7/2022 2.600% Due 02/07/2022	1,000,000.00	02/07/2017 2.59%	1,000,460.00 1,000,217.00	101.41 1.96%	1,014,097.00 3,900.00	0.90% 13,880.00	A1 / A AA-	2.36 2.19
05531FAX1	BB & T Corp. Callable Note Cont 3/1/2022 2.750% Due 04/01/2022	710,000.00	04/03/2017 2.59%	715,360.50 712,641.32	101.48 2.12%	720,528.59 9,762.50	0.65% 7,887.27	A2 / A- A+	2.50 2.30
89236TEC5	Toyota Motor Credit Corp Note 2.150% Due 09/08/2022	475,000.00	09/08/2017 2.18%	474,439.50 474,669.91	100.60 1.94%	477,857.13 652.47	0.42% 3,187.22	Aa3 / AA- A+	2.94 2.83
TOTAL US Corporate		**15,757,000.00**	**2.35%**	**15,800,717.95** **15,772,519.33**	**2.02%**	**15,842,651.09** **101,889.21**	**14.15%** **70,131.76**	**A2 / A** **A+**	**1.25** **1.19**
US Treasury									
912796TG4	US Treasury Bill 1.847% Due 02/20/2020	320,000.00	08/21/2019 1.89%	317,011.16 317,668.05	99.27 1.89%	317,668.05 0.00	0.28% 0.00	P-1 / A-1+ F-1+	0.39 0.39
912796TG4	US Treasury Bill 1.847% Due 02/20/2020	225,000.00	08/21/2019 1.89%	222,898.47 223,360.34	99.27 1.89%	223,360.34 0.00	0.20% 0.00	P-1 / A-1+ F-1+	0.39 0.39
912796TG4	US Treasury Bill 1.847% Due 02/20/2020	1,535,000.00	08/21/2019 1.89%	1,520,662.89 1,523,813.90	99.27 1.89%	1,523,813.90 0.00	1.35% 0.00	P-1 / A-1+ F-1+	0.39 0.39
912796TG4	US Treasury Bill 1.847% Due 02/20/2020	745,000.00	08/21/2019 1.89%	738,041.60 739,570.92	99.27 1.89%	739,570.92 0.00	0.66% 0.00	P-1 / A-1+ F-1+	0.39 0.39
912828VF4	US Treasury Note 1.375% Due 05/31/2020	190,000.00	12/02/2015 1.56%	188,478.52 189,774.56	99.66 1.89%	189,354.38 877.97	0.17% (420.18)	Aaa / AA+ AAA	0.67 0.66
912828XU9	US Treasury Note 1.500% Due 06/15/2020	1,000,000.00	10/12/2018 2.82%	978,632.81 990,947.89	99.74 1.87%	997,419.00 4,426.23	0.89% 6,471.11	Aaa / AA+ AAA	0.71 0.70
912828B90	US Treasury Note 2.000% Due 02/28/2021	25,000.00	10/03/2016 1.15%	25,910.16 25,292.25	100.35 1.75%	25,087.90 42.58	0.02% (204.35)	Aaa / AA+ AAA	1.42 1.39
912828WY2	US Treasury Note 2.250% Due 07/31/2021	775,000.00	11/22/2016 1.78%	791,468.75 781,439.27	101.01 1.69%	782,840.68 2,937.84	0.70% 1,401.41	Aaa / AA+ AAA	1.84 1.79
912828D72	US Treasury Note 2.000% Due 08/31/2021	2,085,000.00	Various 1.82%	2,100,526.95 2,091,892.88	100.62 1.67%	2,097,868.62 3,551.38	1.86% 5,975.74	Aaa / AA+ AAA	1.92 1.87
912828T67	US Treasury Note 1.250% Due 10/31/2021	1,075,000.00	Various 1.85%	1,047,376.95 1,062,112.66	99.19 1.65%	1,066,265.63 5,623.30	0.95% 4,152.97	Aaa / AA+ AAA	2.09 2.04
912828U81	US Treasury Note 2.000% Due 12/31/2021	535,000.00	06/26/2017 1.72%	541,499.41 538,243.79	100.81 1.63%	539,346.88 2,704.08	0.48% 1,103.09	Aaa / AA+ AAA	2.25 2.18
912828V72	US Treasury Note 1.875% Due 01/31/2022	1,095,000.00	05/08/2017 1.90%	1,093,802.34 1,094,408.45	100.55 1.63%	1,101,073.97 3,459.07	0.98% 6,665.52	Aaa / AA+ AAA	2.34 2.27

Holdings Report

As of September 30, 2019

City of Pittsburg Total Consolidated - Account #10638

CUSIP	Security Description	Par Value/Units	Purchase Date Book Yield	Cost Value Book Value	Mkt Price Mkt YTM	Market Value Accrued Int.	% of Port. Gain/Loss	Moody/S&P Fitch	Maturity Duration
912828H86	US Treasury Note 1.500% Due 01/31/2022	530,000.00	07/05/2017 1.88%	521,283.98 525,545.38	99.73 1.62%	528,571.65 1,339.40	0.47% 3,026.27	Aaa / AA+ AAA	2.34 2.28
9128282P4	US Treasury Note 1.875% Due 07/31/2022	230,000.00	01/02/2018 2.22%	226,585.94 227,884.88	100.75 1.60%	231,716.03 726.56	0.21% 3,831.15	Aaa / AA+ AAA	2.84 2.74
9128282W9	US Treasury Note 1.875% Due 09/30/2022	1,200,000.00	04/02/2018 2.54%	1,166,109.37 1,177,371.80	100.89 1.57%	1,210,640.40 61.48	1.07% 33,268.60	Aaa / AA+ AAA	3.00 2.91
912828L57	US Treasury Note 1.750% Due 09/30/2022	730,000.00	06/04/2018 2.74%	700,857.03 709,764.39	100.50 1.58%	733,621.53 34.90	0.65% 23,857.14	Aaa / AA+ AAA	3.00 2.91
912828M80	US Treasury Note 2.000% Due 11/30/2022	1,250,000.00	04/08/2019 2.30%	1,236,962.89 1,238,677.01	101.26 1.59%	1,265,722.50 8,401.64	1.13% 27,045.49	Aaa / AA+ AAA	3.17 3.04
912828Q29	US Treasury Note 1.500% Due 03/31/2023	570,000.00	05/01/2018 2.82%	535,800.00 545,655.85	99.77 1.57%	568,686.15 23.36	0.50% 23,030.30	Aaa / AA+ AAA	3.50 3.40
912828T91	US Treasury Note 1.625% Due 10/31/2023	700,000.00	09/25/2019 1.60%	700,628.91 700,626.81	100.21 1.57%	701,503.60 4,760.19	0.63% 876.79	Aaa / AA+ AAA	4.09 3.91
				14,654,538.13		**14,844,132.13**	**13.21%**	**Aaa / AA+**	**2.03**
TOTAL US Treasury		**14,815,000.00**	**2.08%**	**14,704,051.08**	**1.69%**	**38,969.98**	**140,081.05**	**Aaa**	**1.96**
				111,852,666.67		**112,380,993.56**	**100.00%**	**Aa1 / AA+**	**0.97**
TOTAL PORTFOLIO		**112,009,282.73**	**1.62%**	**111,913,744.34**	**1.40%**	**326,190.35**	**467,249.22**	**Aaa**	**0.86**
TOTAL MARKET VALUE PLUS ACCRUALS						**112,707,183.91**			



Section 5 | Transactions

Transaction Ledger

As of September 30, 2019

City of Pittsburg Total Consolidated - Account #10638

June 30, 2019 through September 30, 2019

Transaction Type	Settlement Date	CUSIP	Quantity	Security Description	Price	Acq/Disp Yield	Amount	Interest Pur/Sold	Total Amount	Gain/Loss
ACQUISITIONS										
Purchase	07/01/2019	02665WBT7	500,000.00	American Honda Finance Note 1.95% Due: 07/20/2020	99.691	2.25%	498,455.00	4,360.42	502,815.42	0.00
Purchase	07/02/2019	78012ULZ6	1,000,000.00	Royal Bank of Canada Yankee CD 2.69% Due: 02/14/2020	100.306	2.18%	1,003,063.92	10,311.67	1,013,375.59	0.00
Purchase	07/24/2019	3133EKUA2	700,000.00	FFCB Note 1.85% Due: 02/01/2023	99.975	1.86%	699,825.00	827.36	700,652.36	0.00
Purchase	07/24/2019	369550BA5	500,000.00	General Dynamics Corp Note 2.875% Due: 05/11/2020	100.488	2.25%	502,440.00	2,914.93	505,354.93	0.00
Purchase	07/30/2019	161571HE7	1,000,000.00	Chase Issuance Trust 2016-A4 A4 1.49% Due: 07/15/2022	99.355	1.93%	993,554.69	620.83	994,175.52	0.00
Purchase	08/01/2019	313396SM6	879,000.00	FHLMC Discount Note 4.527% Due: 01/31/2020	97.699	4.70%	858,770.77	0.00	858,770.77	0.00
Purchase	08/13/2019	89114MXX0	1,500,000.00	Toronto Dominion Bank Yankee CD 2.68% Due: 03/16/2020	100.360	2.05%	1,505,400.00	16,526.67	1,521,926.67	0.00
Purchase	08/14/2019	3133EKZK5	1,000,000.00	FFCB Note 1.6% Due: 08/14/2023	99.871	1.63%	998,710.00	0.00	998,710.00	0.00
Purchase	08/22/2019	912796TG4	320,000.00	US Treasury Bill 1.847% Due: 02/20/2020	99.066	1.89%	317,011.16	0.00	317,011.16	0.00
Purchase	08/22/2019	912796TG4	745,000.00	US Treasury Bill 1.847% Due: 02/20/2020	99.066	1.89%	738,041.60	0.00	738,041.60	0.00
Purchase	08/22/2019	912796TG4	1,535,000.00	US Treasury Bill 1.847% Due: 02/20/2020	99.066	1.89%	1,520,662.89	0.00	1,520,662.89	0.00
Purchase	08/22/2019	912796TG4	225,000.00	US Treasury Bill 1.847% Due: 02/20/2020	99.066	1.89%	222,898.47	0.00	222,898.47	0.00
Purchase	08/30/2019	3130A3DL5	1,000,000.00	FHLB Note 2.375% Due: 09/08/2023	103.395	1.50%	1,033,950.00	11,347.22	1,045,297.22	0.00
Purchase	08/30/2019	46625HRT9	500,000.00	JP Morgan Chase Callable Note Cont 5/7/2021 2.4% Due: 06/07/2021	100.658	2.00%	503,290.00	2,766.67	506,056.67	0.00
Purchase	09/06/2019	3135G0W33	965,000.00	FNMA Note 1.375% Due: 09/06/2022	99.652	1.49%	961,641.80	0.00	961,641.80	0.00
Purchase	09/17/2019	62479LBJ3	1,200,000.00	MUFG Bank Ltd Discount CP 2.07% Due: 02/18/2020	99.115	2.12%	1,189,374.00	0.00	1,189,374.00	0.00

Transaction Ledger

As of September 30, 2019

City of Pittsburg Total Consolidated - Account #10638

June 30, 2019 through September 30, 2019

Transaction Type	Settlement Date	CUSIP	Quantity	Security Description	Price	Acq/Disp Yield	Amount	Interest Pur/Sold	Total Amount	Gain/Loss
Purchase	09/26/2019	912828T91	700,000.00	US Treasury Note 1.625% Due: 10/31/2023	100.090	1.60%	700,628.91	4,605.64	705,234.55	0.00
Subtotal			**14,269,000.00**				**14,247,718.21**	**54,281.41**	**14,301,999.62**	**0.00**
TOTAL ACQUISITIONS			**14,269,000.00**				**14,247,718.21**	**54,281.41**	**14,301,999.62**	**0.00**
DISPOSITIONS										
Sale	09/06/2019	912828H86	10,000.00	US Treasury Note 1.5% Due: 01/31/2022	99.973	1.51%	9,997.27	15.08	10,012.35	83.78
Subtotal			**10,000.00**				**9,997.27**	**15.08**	**10,012.35**	**83.78**
Redemption	08/27/2019	46625HKA7	1,995,000.00	JP Morgan Chase Callable Note Cont 12/23/2019 2.25% Due: 01/23/2020	100.055	2.08%	1,996,097.25	4,239.38	2,000,336.63	0.00
Subtotal			**1,995,000.00**				**1,996,097.25**	**4,239.38**	**2,000,336.63**	**0.00**
Maturity	07/18/2019	89236TBP9	285,000.00	Toyota Motor Credit Corp Note 2.125% Due: 07/18/2019	100.000		285,000.00	0.00	285,000.00	0.00
Maturity	07/25/2019	912796SA8	470,000.00	US Treasury Bill 2.401% Due: 07/25/2019	100.000		470,000.00	0.00	470,000.00	0.00
Maturity	07/25/2019	912796SA8	12,590,000.00	US Treasury Bill 2.401% Due: 07/25/2019	100.000		12,590,000.00	0.00	12,590,000.00	0.00
Maturity	08/01/2019	912796SB6	879,000.00	US Treasury Bill 5.277% Due: 08/01/2019	100.000		879,000.00	0.00	879,000.00	0.00
Maturity	08/02/2019	83050FXT3	1,000,000.00	Skandinav Enskilda BK NY Yankee CD 1.84% Due: 08/02/2019	100.000		1,000,000.00	0.00	1,000,000.00	0.00
Maturity	08/09/2019	89113XP32	1,490,000.00	Toronto Dominion NY Yankee CD 2.77% Due: 08/09/2019	100.000		1,490,000.00	51,820.54	1,541,820.54	0.00
Maturity	08/15/2019	084664CK5	145,000.00	Berkshire Hathaway Note 1.3% Due: 08/15/2019	100.000		145,000.00	0.00	145,000.00	0.00
Maturity	08/22/2019	912796SE0	315,000.00	US Treasury Bill 2.432% Due: 08/22/2019	100.000		315,000.00	0.00	315,000.00	0.00

Transaction Ledger

As of September 30, 2019

City of Pittsburg Total Consolidated - Account #10638

June 30, 2019 through September 30, 2019

Transaction Type	Settlement Date	CUSIP	Quantity	Security Description	Price	Acq/Disp Yield	Amount	Interest Pur/Sold	Total Amount	Gain/Loss
Maturity	08/22/2019	912796SE0	740,000.00	US Treasury Bill 2.432% Due: 08/22/2019	100.000		740,000.00	0.00	740,000.00	0.00
Maturity	08/22/2019	912796SE0	1,520,000.00	US Treasury Bill 2.432% Due: 08/22/2019	100.000		1,520,000.00	0.00	1,520,000.00	0.00
Maturity	08/22/2019	912796SE0	225,000.00	US Treasury Bill 2.432% Due: 08/22/2019	100.000		225,000.00	0.00	225,000.00	0.00
Maturity	09/16/2019	62479MWG4	1,100,000.00	MUFG Bank Ltd/NY Discount CP 2.52% Due: 09/16/2019	99.146		1,100,000.00	0.00	1,100,000.00	0.00
Subtotal			**20,759,000.00**				**20,759,000.00**	**51,820.54**	**20,810,820.54**	**0.00**
Security Withdrawal	07/31/2019	90PITT$01	11,234,665.97	City of Pittsburg Investment Pools	1.000		11,234,665.97	0.00	11,234,665.97	0.00
Security Withdrawal	08/30/2019	90PITT$01	800,000.00	City of Pittsburg Investment Pools	1.000		800,000.00	0.00	800,000.00	0.00
Security Withdrawal	09/30/2019	90PITT$01	1,000,000.00	City of Pittsburg Investment Pools	1.000		1,000,000.00	0.00	1,000,000.00	0.00
Subtotal			**13,034,665.97**				**13,034,665.97**	**0.00**	**13,034,665.97**	**0.00**
TOTAL DISPOSITIONS			**35,798,665.97**				**35,799,760.49**	**56,075.00**	**35,855,835.49**	**83.78**

Important Disclosures

As of September 30, 2019

2019 Chandler Asset Management, Inc, An Independent Registered Investment Adviser.

Information contained herein is confidential. Prices are provided by IDC, an independent pricing source. In the event IDC does not provide a price or if the price provided is not reflective of fair market value, Chandler will obtain pricing from an alternative approved third party pricing source in accordance with our written valuation policy and procedures. Our valuation procedures are also disclosed in Item 5 of our Form ADV Part 2A.

Performance results are presented gross-of-advisory fees and represent the client's Total Return. The deduction of advisory fees lowers performance results. These results include the reinvestment of dividends and other earnings. Past performance may not be indicative of future results. Therefore, clients should not assume that future performance of any specific investment or investment strategy will be profitable or equal to past performance levels. All investment strategies have the potential for profit or loss. Economic factors, market conditions or changes in investment strategies, contributions or withdrawals may materially alter the performance and results of your portfolio.

Index returns assume reinvestment of all distributions. Historical performance results for investment indexes generally do not reflect the deduction of transaction and/or custodial charges or the deduction of an investment management fee, the incurrence of which would have the effect of decreasing historical performance results. It is not possible to invest directly in an index.

Source ice Data Indices, LLC ("ICE"), used with permission. ICE permits use of the ICE indices and related data on an "as is" basis; ICE, its affiliates and their respective third party suppliers disclaim any and all warranties and representations, express and/or implied, including any warranties of merchantability or fitness for a particular purpose or use, including the indices, index data and any data included in, related to, or derived therefrom. Neither ICE data, its affiliates or their respective third party providers guarantee the quality, adequacy, accuracy, timeliness or completeness of the indices or the index data or any component thereof, and the indices and index data and all components thereof are provided on an "as is" basis and licensee's use it at licensee's own risk. ICE data, its affiliates and their respective third party do not sponsor, endorse, or recommend chandler asset management, or any of its products or services.

This report is provided for informational purposes only and should not be construed as a specific investment or legal advice. The information contained herein was obtained from sources believed to be reliable as of the date of publication, but may become outdated or superseded at any time without notice. Any opinions or views expressed are based on current market conditions and are subject to change. This report may contain forecasts and forward-looking statements which are inherently limited and should not be relied upon as indicator of future results. Past performance is not indicative of future results. This report is not intended to constitute an offer, solicitation, recommendation or advice regarding any securities or investment strategy and should not be regarded by recipients as a substitute for the exercise of their own judgment.

Fixed income investments are subject to interest, credit and market risk. Interest rate risk: the value of fixed income investments will decline as interest rates rise. Credit risk: the possibility that the borrower may not be able to repay interest and principal. Low rated bonds generally have to pay higher interest rates to attract investors willing to take on greater risk. Market risk: the bond market in general could decline due to economic conditions, especially during periods of rising interest rates.

Ratings information have been provided by Moody's, S&P and Fitch through data feeds we believe to be reliable as of the date of this statement, however we cannot guarantee its accuracy.

Security level ratings for U.S. Agency issued mortgage-backed securities ("MBS") reflect the issuer rating because the securities themselves are not rated. The issuing U.S. Agency guarantees the full and timely payment of both principal and interest and carries a AA+/Aaa/AAA by S&P, Moody's and Fitch respectively.

Benchmark Disclosures

As of September 30, 2019

ICE BAML 1-3 Yr US Treasury/Agency Index

The ICE BAML 1-3 Year US Treasury & Agency Index tracks the performance of US dollar denominated US Treasury and nonsubordinated US agency debt issued in the US domestic market. Qualifying securities must have an investment grade rating (based on an average of Moody's, S&P and Fitch). Qualifying securities must have at least one year remaining term to final maturity and less than three years remaining term to final maturity, at least 18 months to maturity at time of issuance, a fixed coupon schedule and a minimum amount outstanding of $1 billion for sovereigns and $250 million for agencies. (Index: G1A0. Please visit www.mlindex.ml.com for more information)

OFFICE OF THE CITY MANAGER/EXECUTIVE DIRECTOR
65 Civic Avenue
Pittsburg, CA 94565

TO: Mayor and Council Members

FROM: Garrett Evans, City Manager

SUBJECT: Adoption of a City Council Resolution Accepting the Plans and Specifications and Awarding Contract 2019-03, 2019/2020 Community Development Block Grant (CDBG) ADA Curb Ramp Installation Project

MEETING DATE: December 16, 2019

EXECUTIVE SUMMARY

Contract 2019-03, 2019/2020 CDBG ADA Curb Ramp Installation Project ("Project") is for construction of 48 curb ramps that meet requirements of the Americans with Disabilities Act (ADA) in the Highland Meadows neighborhood. Adoption of this resolution will accept the plans and specifications for the Project and award a construction contract to TNB Construction of Antioch, California.

FISCAL IMPACT

The Project will be funded with $331,200 from CDBG (Project 4028). This Resolution will authorize a construction contract for a total of $212,980, $35,904 for staff and bid advertising, and authorize the use of all available remaining funds as construction contingency ($82,316). The intent of this authorization is to construct as many additional curb ramps as possible within the approved grant amount. A Project Budget Summary is attached to this report.

RECOMMENDATION

City Council adopt the attached Resolution accepting the plans and specifications, authorizing the City Manager to execute Contract 2019-03 in the amount of $212,980 with TNB Construction for construction of the project, and authorizing the use of all available remaining funds, after deduction for staff and bid advertising ($35,904), as construction contingency ($82,316).

Staff further recommends that the City Engineer be authorized to approve contract change orders for the Project for a total amount not to exceed 50% of the contingency and the City Manager be authorized to approve change orders for the Project for a total amount not to exceed 100% of the contingency amount.

BACKGROUND

On June 3, 2019, the City Council adopted Resolution 19-13636 approving the Community Development Block Grant 2019/2020 Annual Action Plan and approving the CDBG subcommittee recommendation for funding the project in the amount of $331,200.

Advertising for the Project began on October 2, 2019. Bids for construction of the Project were opened on November 6, 2019. TNB Construction was the lowest responsive and responsible bidder with a base bid in the amount of $212,980.

SUBCOMMITTEE FINDINGS

This item was not presented to a Subcommittee.

STAFF ANALYSIS

Staff received 10 bid proposals for construction of the Project. The scope of work for the Project is for construction of 48 curb ramps in the Highland Meadows subdivision north of the Contra Costa Canal, south of the Delta De Anza Trail, from Roundhill Drive to Oakridge Lane.

The bids received have been checked for arithmetical errors, completeness, and conformance with the bid requirements. The bid proposal submitted by TNB Construction is responsive, competitive and the base bid is approximately 20 percent less than the Engineer's estimate.

The contingency requested is higher than typical for this type of project in order to be able to use the remaining grant funds available. If funds are remaining in the project budget, staff will determine if additional curb ramps can be constructed. This will allow for the use of any remaining grant funding for its intended purpose of installing additional ADA curb ramps.

ATTACHMENTS: Resolution
Project Funding Summary

Report Prepared By: Andrew Peters, Engineering Technician I

BEFORE THE CITY COUNCIL OF THE CITY OF PITTSBURG

In the Matter of:

A Resolution Accepting the Plans and Specifications and Awarding Contract 2019-03, 2019/2020 CDBG ADA Curb Ramp Installation Project	))))	RESOLUTION NO. 19-

The Pittsburg City Council FINDS AND DETERMINES as follows:

WHEREAS, Contract 2019-03, 2019/2020 Community Development Block Grant (CDBG) ADA Curb Ramp Installation Project ("Project') is for construction of 48 curb ramps that meet the requirements of the Americans with Disabilities Act (ADA) in the Highland Meadows subdivision north of the Contra Costa Canal, south of the Delta De Anza Trail, from Roundhill Drive to Oakridge Lane; and

WHEREAS, on June 3, 2019, the City Council adopted Resolution 19-13636 approving the Community Development Block Grant 2019-2020 Annual Action Plan and approving the CDBG subcommittee recommendation for funding the project in the amount of $331,200; and

WHEREAS, bids for construction of the Project were opened on November 6, 2019, and TNB Construction of Antioch, California was the lowest responsive and responsible bidder with a base bid in the amount of $212,980; and

WHEREAS, staff recommends that the City Council accept the plans and specifications for the Project; and

WHEREAS, staff recommends that the City Manager be authorized to execute a contract in the amount of $212,980 with TNB Construction for construction of the project; and

WHEREAS, staff recommends authorizing the use of all available remaining funds after deduction for staff and bid advertising ($35,904) as construction contingency ($82,316) for unforeseen expenses and construction of additional curb ramps as allowed within the Project budget; and

WHEREAS, staff recommends that the City Engineer or his designee be authorized to approve contract change orders for this Project for a total amount not to exceed 50% of the contingency and the City Manager be authorized to approve change orders for this Project for a total amount not to exceed 100% of the contingency amount.

NOW, THEREFORE, the City Council DOES RESOLVE as follows:

Section 1.
The plans and specifications for the Project are hereby accepted.

Section 2.

The City Manager is hereby authorized to execute a contract in the amount $212,980 with TNB Construction for construction of the Project.

Section 3.
City Council hereby authorizes the use of all available remaining funds as construction contingency ($82,316) for unforeseen expenses and to construct additional ADA curb ramps.

Section 4.
City Council authorizes the City Engineer or his designee to approve contract change orders for the Project for a total amount not to exceed 50% of the contingency and the City Manager is authorized to approve change orders for the Project for a total amount not to exceed 100% of the contingency amount.

Section 5.
The City Manager is hereby authorized to execute such further documents and take such further actions as may be necessary or appropriate to carry out the City's obligations pursuant to the Contract.

Section 6.
The City Clerk shall certify to the adoption of this Resolution.

PASSED AND ADOPTED by the City Council of the City of Pittsburg at a regular meeting on the 16th day of December 2019 by the following vote:

AYES:

NOES:

ABSTAINED:

ABSENT:

_____
Jelani Killings, Mayor

ATTEST BY:

_____
Alice E. Evenson, City Clerk

Project Budget Summary

Contract 2019-03, 2019/2020 CDBG ADA Curb Ramp Installation Project

Project 4028

Project Funding:	2019/2020 CDBG Grant		$331,200
		Funding Total	**$331,200**

Project Expenditures:

Design: (Code 2122)	Consultant Design*		$0
		Subtotal	$0
Miscellaneous: (Code 1399)	Advertising		$704
	Reproduction		$0
	Postage		$200
		Subtotal	$904
Construction: (Code 2281)	Base Bid		$212,980
	Construction Contingency		$82,316
		Subtotal	$295,296
Staff Time: (Code 1101)	Staff Costs During Design		$10,000
	Staff Costs During Construction Management		$25,000
		Subtotal	$35,000
Administrative Overhead: (Code 2372)	Overhead Costs During Design *		$0
	Overhead Costs During Construction*		$0
		Subtotal	$0
		Estimated Expenditures Total	**$331,200**

OFFICE OF THE CITY MANAGER/EXECUTIVE DIRECTOR
65 Civic Avenue
Pittsburg, CA 94565

TO: Mayor and Council Members

FROM: Garrett Evans, City Manager

SUBJECT: Adoption of a City Council Resolution Authorizing the City Manager to Execute a Consultant Agreement for Design of Contract 2018-03, BART Pedestrian and Bicycle Connectivity Project

MEETING DATE: December 16, 2019

EXECUTIVE SUMMARY

Contract 2018-03, BART Pedestrian and Bicycle Connectivity Project (the "Project") is for the construction of pedestrian/bicycle trails and bicycle lanes to provide better access to the Pittsburg Center BART Station. This resolution will authorize a Consultant Agreement with Harrison Engineering, Inc in the amount of $648,000 for design of the Project.

FISCAL IMPACT

The proposed design fee for the Project is $648,000 from the current approved Project budget, which includes $3,870,000 from a One Bay Area Grant – 2 (OBAG-2), $600,000 from a Pedestrian, Bicycle, and Trail Facilities grant (PBTF), $58,000 from a Transportation Development Act grant (TDA), and a $50,000 requested allocation from the Measure J Fund (Fund 204) applied as matching funds. No new funds are requested. A Project Budget Summary is attached to this report.

RECOMMENDATION

City Council adopt the attached resolution authorizing the City Manager to execute a Consultant Agreement with Harrison Engineering, Inc. in the amount of $648,000 for design of the Project.

BACKGROUND

The purpose of this project is to improve pedestrian/bicycle access to the Pittsburg Center BART Station. The Project includes construction of a 10' wide Class I trail in the green space on the west side of Railroad Avenue from the Delta DeAnza Trail to State Route 4, an 8' wide Class I trail from the existing BART parking lot on Bliss Avenue to Railroad Avenue, an 8' wide Class I trail with parking on the south side of California Avenue from Railroad Avenue to Harbor Street, and Class IV bicycle lanes on Railroad Avenue from 17th Street to

California Avenue. The Class IV bicycle lanes will be 5’ wide with a 3’ wide buffer from the adjacent vehicle lanes.

On January 22, 2019, staff received notification from the California Department of Transportation (Caltrans) that preliminary engineering funds were approved for the Project and the E-76, Authorization to Proceed with design, was issued.

On May 6, 2019, the City Council adopted Resolution 19-13624 accepting a $3,870,000 OBAG-2 grant, $600,000 PBTF grant and a $58,000 TDA grant, allocating $50,000 from the Measure J Fund (Fund 204) for an approved Project budget in the amount of $4,578,000.

On June 11, 2019, four Statements of Qualifications (SOQ) were received from various consultants and were evaluated by staff. Harrison Engineering Inc. was ranked as the most qualified based on the SOQ submitted.

Harrison Engineering Inc. submitted a proposal in the amount of $648,000 for design of the Project.

SUBCOMMITTEE FINDINGS

This item was not presented to a subcommittee.

STAFF ANALYSIS

Four Statements of Qualifications (SOQs) were evaluated by staff consistent with Caltrans requirements. Consultant Selection Committee members reviewed each SOQ, evaluated strengths and weaknesses, and independently assigned a weighted score. A shortlist was developed, and interviews were conducted.

Harrison Engineering Inc. was selected for design of the Project based on their familiarity with other grant funded projects, their staff expertise, and previous history of providing quality engineering services to the City.

ATTACHMENTS: Resolution
Exhibit “A”-Budget Summary
Contract

Report Prepared By: Gina Haynes, Senior Civil Engineer

BEFORE THE CITY COUNCIL OF THE CITY OF PITTSBURG

In the Matter of:

A Resolution Approving and	)	
Authorizing the City Manager to	)	
Execute an Agreement for Design of	)	
Contract 2018-03, BART Pedestrian	)	RESOLUTION NO. 19-
And Bicycle Connectivity Project	)	

The Pittsburg City Council FINDS AND DETERMINES as follows:

WHEREAS, the City applied for, and has been awarded, several grants totaling $4,528,000 for design and construction of Contract 2018-03, BART Pedestrian and Bicycle Connectivity Project (the "Project"); and

WHEREAS, the Project will construct pedestrian/bicycle trails and bicycle lanes to provide better access to the Pittsburg Center Bart Station; and

WHEREAS, on May 6, 2019, the City Council adopted Resolution 19-13624 accepting the grants and establishing a total Project budget in the amount of $4,578,000 which includes $50,000 in matching funds; and

WHEREAS, on June 11, 2019, the City received four Statements of Qualifications (SOQ) from various consultants that were evaluated by staff; and

WHEREAS, on August 6, 2019, the Consultant Selection Committee conducted interviews with design consultants shortlisted in the SOQ evaluation process, in conformance with the State of California, Department of Transportation, adopted procedures; and

WHEREAS, the Consultant Selection Committee selected Harrison Engineering Inc. for design of the Project based on their familiarity with other grant funded projects, staff expertise, and previous history of providing quality engineering services to the City; and

WHEREAS, Harrison Engineering Inc. has submitted a cost proposal in the amount of $648,000 for design of the Project.

NOW, THEREFORE, BE IT RESOLVED, that the City Council of the City of Pittsburg hereby approves and authorizes the City Manager to execute a Consultant Agreement with Harrison Engineering, Inc. in the amount of $648,000 for design of the Project.

PASSED AND ADOPTED by the City Council of the City of Pittsburg at a regular meeting on the 16th day of December 2019, by the following vote:

AYES:

NOES:

ABSTAINED:

ABSENT:

_____
Jelani Killings, Mayor

ATTEST:

_____
Alice E. Evenson, City Clerk

Exhibit "A"-Budget Summary
Contract 2018-03, BART Pedestrian and Bicycle Connectivity Project

Project Funding	OBAG-2 Grant		$3,870,000
	PBTF Grant		$600,000
	TDA Grant		$58,000
	Measure J		$50,000
		Funding Total	**$4,578,000**
Project Expenditures:			
Design:	Consultant Design		$623,000
(Code 2122)	Right-of Way		$25,000
		Subtotal	$648,000
Miscellaneous:	Advertising		$1,000
(Code 1399)	Reproduction		$1,000
	Postage		$500
		Subtotal	$2,500
Construction:	Construction		$3,088,935
(Code 2281)	Construction Contingency (~10%)		$308,894
	Construction Support		$62,161
	Material Testing		$75,000
		Subtotal	$3,534,990
Staff Time:	Staff Costs During Design		$44,650
(Code 1101)	Staff Costs During Construction		$151,610
		Subtotal	$196,260
Admin Overhead:	Staff Administrative Overhead During Design		$44,650
(Code 2372)	Staff Administrative Overhead During Construction		$151,600
		Subtotal	$196,250
		Estimated Total Expenditures	**$4,578,000**

CONSULTING SERVICES AGREEMENT BETWEEN
THE CITY OF PITTSBURG AND
[HARRISON ENGINEERING INC.]
(Design Professionals)

THIS Agreement ("Agreement") for consulting services is made by and between the City of Pittsburg ("City") and Harrison Engineering Inc. ("Consultant") (together referred to as the "Parties") as of December 18, 2019 (the "Effective Date").

Section 1. SERVICES. Subject to the terms and conditions set forth in this Agreement, Consultant shall provide to City the services described in the Scope of Work attached as Exhibit A, and incorporated herein, at the time and place and in the manner specified therein.

1.1 Performance Period.

a. This Agreement shall go into effect on (12/18/19), contingent upon approval by City and Consultant shall commence work after notification to proceed by City's Contract Administrator. The Agreement shall end on (12/18/21), unless extended by Agreement amendment.
b. Consultant is advised that any recommendation for Agreement award is not binding on City until the contract is fully executed and approved by City.

1.2 Standard of Performance. Consultant shall perform all services required pursuant to this Agreement according to the standards observed by a competent practitioner of the profession in which Consultant is engaged.

1.3 Assignment of Personnel. Consultant shall assign only competent personnel to perform services pursuant to this Agreement. In the event that City, in its sole discretion, at any time during the term of this Agreement, requests in writing the reassignment of any such persons to ensure Consultant performs services in accordance with the Standard of Performance, Consultant shall, immediately upon receiving City's request, reassign such persons.

1.4 Time. Consultant shall devote such time to the performance of services pursuant to this Agreement as may be reasonably necessary to meet the standard of performance provided herein above and to satisfy Consultant's obligations hereunder.

Section 2. Allowable Costs and Payments. City hereby agrees to pay Consultant a sum not to exceed Six Hundred Forty-Eight Thousand Dollars ($648,000), as set forth in Exhibit B, attached hereto and incorporated herein for services to be performed and reimbursable expenses incurred under this Agreement. This dollar amount is not a guarantee that the City will pay that full amount to the Consultant but is merely a limit of potential City expenditures under this Agreement.

Consultant and City acknowledge and agree that compensation paid by City to Consultant under this Agreement is based upon Consultant's estimated costs of providing the services required hereunder, including salaries and benefits of employees and subcontractors of Consultant. Consequently, the parties further agree that compensation hereunder is intended to include the costs of contributions to any pensions and/or annuities to which Consultant and its employees, agents, and subcontractors may be eligible. City therefore has no responsibility for such contributions beyond compensation required under this Agreement.

a. The method of payment for the following items shall be at the rate specified for each item, as described in this Article. The specified rate shall include full compensation to Consultant for the item as described, including but not limited to, any repairs, maintenance, or insurance, and no further compensation will be allowed, therefore.

b. The specified rate to be paid for vehicle expense for Consultant's field personnel shall be per approved Cost Proposal. This rate shall be for a fully equipped vehicle(s) specified in Article III Statement of Work, as applicable. The specified rate to be paid for equipment shall be, as listed in the approved Cost Proposal.

c. The method of payment for this Agreement, except those items to be paid for on a specified rate basis, will be based on cost per unit of work. City will reimburse Consultant for actual costs (including labor costs, employee benefits, travel, equipment-rental costs, overhead and other direct costs) incurred by Consultant in performance of the work. Consultant will not be reimbursed for actual costs that exceed the estimated wage rates, employee benefits, travel, equipment rental, overhead and other estimated costs set forth in the approved Cost Proposal, unless additional reimbursement is provided for, by Agreement amendment. In no event, will Consultant be reimbursed for overhead costs at a rate that exceeds City approved overhead rate set forth in the approved Cost Proposal. In the event, City determines that changed work from that specified in the approved Cost Proposal and Agreement is required; the actual costs reimbursable by City may be adjusted by Agreement amendment to accommodate the changed work. The maximum total cost as specified in section 2 shall not be exceeded unless authorized by Agreement amendment.
d. Reimbursement for transportation and subsistence costs shall not exceed the rates specified in the approved Cost Proposal.

e. When milestone cost estimates are included in the approved Cost Proposal, Consultant shall obtain prior written approval for a revised milestone cost estimate from the Contract Administrator before exceeding such cost estimate.

f. Progress payments will be made monthly in arrears based on services provided and allowable incurred costs. A pro rata portion of Consultant's fixed fee will be included in the monthly progress payments. If Consultant fails to submit the required deliverable items according to the schedule set forth in the Statement of Work, City shall have the right to delay payment or terminate this Contract in accordance with the provisions of section 8.1 Termination.

g. No payment will be made prior to approval of any work, nor for any work performed prior to approval of this contract.

h. Consultant will be reimbursed, as promptly as fiscal procedures will permit upon receipt by City's Contract Administrator of an itemized invoice. Invoices shall be submitted no later than 30 calendar days after the performance of work for which Consultant is billing. Invoices shall detail the work performed on each milestone and each project as applicable. Invoices shall follow the format stipulated for the approved Cost Proposal and shall reference this Agreement number and project title. Final invoice must contain the final cost and all credits due City including any equipment purchased under the provisions of section 3.1 Equipment Purchase of this contract. The final invoice should be submitted within 60 calendar days after completion of Consultant's work. Invoices shall be mailed to City's Contract Administrator at the following address:

City of Pittsburg
Engineering Division
Attn. Nhat Phan
65 Civic Avenue
Pittsburg, CA 94565

i. The total amount payable by City including the fixed fee shall not exceed ($648,000).

j. Salary increases will be reimbursable if the new salary is within the salary range identified in the approved Cost Proposal and is approved by City's Contract Administrator.

k. For personnel subject to prevailing wage rates as described in the California Labor Code, all salary increases, which are the direct result of changes in the prevailing wage rates are reimbursable.

2.1 **Invoices.** Consultant shall submit invoices, not more often than once a month during the term of this Agreement, based on the cost for

services performed and reimbursable costs incurred prior to the invoice date. Invoices shall contain the following information, unless waived by the City Manager, or his or her designee:

- Serial identifications of progress bills; i.e., Progress Bill No. 1 for the first invoice, etc.;
- The beginning and ending dates of the billing period;
- A Task Summary containing the original contract amount, the amount of prior billings, the total due this period, the balance available under the Agreement, and the percentage of completion;
- At City's option, for each work item in each task, a copy of the applicable time entries or time sheets shall be submitted showing the name of the person doing the work, the hours spent by each person, a brief description of the work, and each reimbursable expense;
- The total number of hours of work performed under the Agreement by Consultant and each employee, agent, and subcontractor of Consultant performing services hereunder;
- The Consultant's signature.

2.2 **Monthly Payment.** City shall make monthly payments, based on invoices received, for services satisfactorily performed, and for authorized reimbursable costs incurred. City shall pay undisputed invoices that comply with the above requirements within 30 days from the receipt of the invoice.

2.3 **Final Payment.** Consultant shall submit its final invoice within 60 days of completing its services. Consultant's failure to submit its final invoice within this 60-day period shall constitute Consultant's waiver of any further billings to, or payments from, City.

2.4 **Reimbursable Expenses.** Reimbursable expenses, if any, are specified in Exhibit B and included in the total compensation referenced in Section 2. Expenses not listed in Exhibit B are not chargeable to, or reimbursable by, City.

2.5 **Payment of Taxes.** Consultant is solely responsible for the payment of all federal, state and local taxes, including employment taxes, incurred under this Agreement.

2.6 **Authorization to Perform Services.** The Consultant is not authorized to perform any services or incur any costs whatsoever under the terms

of this Agreement until receipt of a written authorization from the City Manager, or his or her designee.

Section 3. FACILITIES AND EQUIPMENT. Except as set forth herein, Consultant shall, at its sole cost and expense, provide all facilities and equipment that may be necessary to perform the services required by this Agreement.

3.1 Equipment Purchase and Other Capital Expenditures.

a. Prior authorization in writing by City's Contract Administrator shall be required before Consultant enters into any unbudgeted purchase order, or subcontract exceeding five thousand dollars ($5,000) for supplies, equipment, or Consultant services. Consultant shall provide an evaluation of the necessity or desirability of incurring such costs.

b. For purchase of any item, service, or consulting work not covered in Consultant's approved Cost Proposal and exceeding five thousand dollars ($5,000), with prior authorization by City's Contract Administrator, three competitive quotations must be submitted with the request, or the absence of bidding must be adequately justified.

c. Any equipment purchased with funds provided under the terms of this Agreement is subject to the following:

1. Consultant shall maintain an inventory of all nonexpendable property. Nonexpendable property is defined as having a useful life of at least two years and an acquisition cost of five thousand dollars ($5,000) or more. If the purchased equipment needs replacement and is sold or traded in, City shall receive a proper refund or credit at the conclusion of the Agreement, or if the Agreement is terminated, Consultant may either keep the equipment and credit City in an amount equal to its fair market value, or sell such equipment at the best price obtainable at a public or private sale, in accordance with established City procedures; and credit City in an amount equal to the sales price. If City elects to keep the equipment, fair market value shall be determined at Consultant's expense, on the basis of a competent independent appraisal of such equipment. Appraisals shall be obtained from an appraiser mutually agreeable to by City and Consultant, if it is determined to sell the equipment, the terms and conditions of such sale must be approved in advance by City.

2. Regulation 2 CFR Part 200 requires a credit to Federal funds when participating equipment with a fair market value greater than five thousand dollars ($5,000) is credited to the project.

Section 4. INSURANCE REQUIREMENTS. Before beginning any services under this Agreement, Consultant, at its own cost and expense, shall procure the types and amounts of insurance specified herein and maintain that insurance throughout the term of this Agreement. The cost of such insurance shall be included in the Consultant's bid or proposal. Consultant shall be fully responsible for the acts and omissions of its subcontractors or other agents.

4.1 Workers' Compensation. Consultant shall, at its sole cost and expense, maintain Statutory Workers' Compensation Insurance and Employer's Liability Insurance for any and all persons employed directly or indirectly by Consultant in the amount required by applicable law. The requirement to maintain Statutory Workers' Compensation and Employer's Liability Insurance may be waived by the City upon written verification that Consultant is a sole proprietor and does not have any employees and will not have any employees during the term of this Agreement.

4.2 Commercial General and Automobile Liability Insurance.

4.2.1 General requirements. Consultant, at its own cost and expense, shall maintain commercial general and automobile liability insurance for the term of this Agreement in an amount not less than $2,000,000 per occurrence and $4,000,000 aggregate, combined single limit coverage for risks associated with the work contemplated by this Agreement.

4.2.2 Minimum scope of coverage. Commercial general coverage shall be at least as broad as Insurance Services Office Commercial General Liability occurrence form CG 0001 (most recent edition) covering comprehensive General Liability on an "occurrence" basis. Automobile coverage shall be at least as broad as Insurance Services Office Automobile Liability form CA 0001 (most recent edition) covering any auto (Code 1), or if Consultant has no owned autos, hired (code 8) and non-owned autos (Code 9). No endorsement shall be attached limiting the coverage.

4.2.3 Additional requirements. Each of the following shall be included in the insurance coverage or added as a certified endorsement to the policy:

a. The Commercial General and Automobile Liability Insurance shall cover on an occurrence basis.

b. City, its officers, officials, employees, agents, and volunteers shall be covered as additional insureds for liability arising out of work or operations on behalf of the Consultant, including materials, parts, or equipment furnished in connection with such work or operations; or automobiles owned, leased, hired, or borrowed by the Consultant. Coverage can be provided in the form of an endorsement to the Consultant's insurance at least as broad as CG 20 10 11 85, or both CG 20 10 10 01 and CG 20 37 10 01.

c. For any claims related to this Agreement or the work hereunder, the Consultant's insurance covered shall be primary insurance as respects the City, its officers, officials, employees, agents, and volunteers. Any insurance or self-insurance maintained by the City, its officers, officials, employees, agents or volunteers shall be excess of the Consultant's insurance and non-contributing.

d. The policy shall cover inter-insured suits and include a "separation of Insureds" or "severability" clause which treats each insured separately.

e. Consultant agrees to give at least 30 days prior written notice to City before coverage is canceled or modified as to scope or amount.

4.3 Professional Liability Insurance.

4.3.1 General requirements. Consultant, at its own cost and expense, shall maintain for the period covered by this Agreement professional liability insurance for licensed professionals performing work pursuant to this Agreement in an amount not less than $1,000,000 per occurrence or claim covering the Consultant's errors and omissions.

4.3.2 Claims-made limitations. The following provisions shall apply if the professional liability coverage is written on a claims-made form:

a. The retroactive date of the policy must be shown and must be before the date of the Agreement.

b. Insurance must be maintained, and evidence of insurance must be provided for at least five (5) years after completion of the Agreement or the work.

c. If coverage is canceled or not renewed and it is not replaced with another claims-made policy form with a retroactive date that precedes the date of this Agreement, Consultant must purchase an extended period coverage for a minimum of five (5) years after completion of work under this Agreement.

d. A copy of the claim reporting requirements must be submitted to the City for review prior to the commencement of any work under this Agreement.

4.4 All Policies Requirements.

4.4.1 Submittal Requirements. Consultant shall submit the following to City prior to beginning services:

a. Certificate of Liability Insurance in the amounts specified in this Agreement; and

b. Additional Insured Endorsement as required for the General Commercial and Automobile Liability Polices.

4.4.2 Acceptability of Insurers. All insurance required by this Agreement is to be placed with insurers with a Bests' rating of no less than A:VII.

4.4.3 Deductibles and Self-Insured Retentions. Insurance obtained by the Consultant shall have a self-insured retention or deductible of no more than $100,000.

4.4.4 Wasting Policies. No policy required herein shall include a "wasting" policy limit (i.e. limit that is eroded by the cost of defense).

4.4.5 Waiver of Subrogation. Consultant hereby agrees to waive subrogation which any insurer or contractor may require from

Consultant by virtue of the payment of any loss. Consultant agrees to obtain any endorsements that may be necessary to effect this waiver of subrogation, but this provision applies regardless of whether or not the City has received a waiver of subrogation endorsement from the insurer.

The Workers' Compensation policy shall be endorsed with a waiver of subrogation in favor of the City for all work performed by the Consultant, its employees, agents, and subcontractors.

4.4.6 Subcontractors.

a. Nothing contained in this Agreement or otherwise, shall create any contractual relation between the LOCAL AGENCY and any Subconsultants, and no subagreement shall relieve the Consultant of its responsibilities and obligations hereunder. The Consultant agrees to be as fully responsible to the City for the acts and omissions of its Subconsultants and of persons either directly or indirectly employed by any of them as it is for the acts and omissions of persons directly employed by the Consultant. The Consultant's obligation to pay its Subconsultants is an independent obligation from the City's obligation to make payments to the Consultant.

b. The Consultant shall perform the work contemplated with resources available within its own organization and no portion of the work shall be subcontracted without written authorization by the City Contract Administrator, except that which is expressly identified in the Consultant's approved Cost Proposal.

c. Any subagreement entered into as a result of this Agreement, shall contain all the provisions stipulated in this entire Agreement to be applicable to Subconsultants unless otherwise noted.

d. Consultant shall pay its Subconsultants within Fifteen (15) calendar days from receipt of each payment made to the Consultant by the City.

e. Any substitution of Subconsultants must be approved in writing by the City Contract Administrator in advance of assigning work to a substitute Subconsultant.

4.4.7 Excess Insurance. If Consultant maintains higher insurance limits than the minimums specified herein, City shall be entitled to coverage for the higher limits maintained by the Consultant.

4.5 Remedies. In addition to any other remedies City may have if Consultant fails to provide or maintain any insurance policies or policy endorsements to the extent and within the time herein required, City may, at its sole option: 1) obtain such insurance and deduct and retain the amount of the premiums for such insurance from any sums due under the Agreement; 2) order Consultant to stop work under this Agreement and withhold any payment that becomes due to Consultant hereunder until Consultant demonstrates compliance with the requirements hereof; and/or 3) terminate this Agreement.

Section 5. INDEMNIFICATION AND CONSULTANT'S RESPONSIBILITIES.

5.1 General Indemnification. To the fullest extent permitted by law, Consultant shall defend, indemnify and hold City, its officials, officers, employees, volunteers and agents free and harmless from any and all claims, demands, causes of action, costs, expenses, liability, loss, damage or injury, in law or equity, to property or persons, including wrongful death, in any manner arising out of or incident to any alleged negligent acts, omissions or willful misconduct of Consultant, its officials, officers, employees, agents, and subcontractors arising out of or in connection with the performance of the Services, the Project or this Agreement, including without limitation the payment of all consequential damages, attorneys' fees and other related costs and expenses. Consultant shall defend, at Consultant's own cost, expense and risk, any and all such aforesaid suits, actions or other legal proceedings of every kind that may be brought or instituted against City, its directors, officials, officers, employees, agents or volunteers. Consultant shall pay and satisfy any judgment, award or decree that may be rendered against City or its directors, officials, officers, employees, agents or volunteers, in any such suit, action or other legal proceeding. Consultant shall reimburse City and its directors, officials, officers, employees, agents and/or volunteers, for any and all legal expenses and costs, including reasonable attorneys' fees, incurred by each of them in connection therewith or in enforcing the indemnity herein provided. Consultant's obligation to indemnify shall not be restricted to insurance proceeds, if any, received by City or its directors, officials, officers, employees, agents or volunteers. Notwithstanding the foregoing, to the extent Consultant's Services are subject to Civil Code Section 2782.8, the above indemnity shall be limited, to the extent required by Civil Code Section 2782.8, to claims that arise out of, pertain to, or relate to the

negligence, recklessness, or willful misconduct of the Consultant. This Section 5.1 shall survive any expiration or termination of this Agreement.

5.2 PERS Indemnification. In the event that Consultant or any employee, agent, or subcontractor of Consultant providing services under this Agreement is determined by a court of competent jurisdiction or the California Public Employees Retirement System (PERS) to be eligible for enrollment in PERS as an employee of City, Consultant shall indemnify, defend, and hold harmless City for the payment of any employee and/or employer contributions for PERS benefits on behalf of Consultant or its employees, agents, or subcontractors, as well as for the payment of any penalties and interest on such contributions, which would otherwise be the responsibility of City.

Section 6. STATUS OF CONSULTANT.

6.1 Independent Contractor. At all times during the term of this Agreement, Consultant shall be an independent contractor and shall not be an employee of City.

6.2 Consultant Not an Agent. Except as City may specify in writing, Consultant shall have no authority, express or implied, to act on behalf of City in any capacity whatsoever as an agent. Consultant shall have no authority, express or implied, pursuant to this Agreement to bind City to any obligation whatsoever.

Section 7. LEGAL REQUIREMENTS.

7.1 Governing Law. The laws of the State of California shall govern this Agreement.

7.2 Compliance with Applicable Laws. Consultant and any subcontractors shall comply with all laws applicable to the performance of the work hereunder. Consultant shall also, to the extent required by the California Labor Code, pay not less than the latest prevailing wage rates as determined by the California Department of Industrial Relations.

7.3 State Prevailing Wage Rates.

a. No Consultant or Subconsultant may be awarded an Agreement containing public work elements unless registered with the Department of Industrial Relations (DIR) pursuant to Labor Code

§1725.5. Registration with DIR must be maintained throughout the entire term of this Agreement, including any subsequent amendments.

b. The Consultant shall comply with all of the applicable provisions of the California Labor Code requiring the payment of prevailing wages. The General Prevailing Wage Rate Determinations applicable to work under this Agreement are available and on file with the Department of Transportation's Regional/District Labor Compliance Officer (http://www.dot.ca.gov/hq/construc/LaborCompliance/documents/District-Region_Map_Construction_7-8-15.pdf). These wage rates are made a specific part of this Agreement by reference pursuant to Labor Code §1773.2 and will be applicable to work performed at a construction project site. Prevailing wages will be applicable to all inspection work performed at City construction sites, at City facilities and at off-site locations that are set up by the construction contractor or one of its subcontractors solely and specifically to serve City projects. Prevailing wage requirements do not apply to inspection work performed at the facilities of vendors and commercial materials suppliers that provide goods and services to the general public.

c. General Prevailing Wage Rate Determinations applicable to this project may also be obtained from the Department of Industrial Relations Internet site at http://www.dir.ca.gov.

d. Payroll Records
   1. Each Consultant and Subconsultant shall keep accurate certified payroll records and supporting documents as mandated by Labor Code §1776 and as defined in 8 CCR §16000 showing the name, address, social security number, work classification, straight time and overtime hours worked each day and week, and the actual per diem wages paid to each journeyman, apprentice, worker, or other employee employed by the Consultant or Subconsultant in connection with the public work. Each payroll record shall contain or be verified by a written declaration that it is made under penalty of perjury, stating both of the following:

      a. The information contained in the payroll record is true and correct.

b. The employer has complied with the requirements of Labor Code §1771, §1811, and §1815 for any work performed by his or her employees on the public works project.

2. The payroll records enumerated under paragraph (1) above shall be certified as correct by the Consultant under penalty of perjury. The payroll records and all supporting documents shall be made available for inspection and copying by City representatives at all reasonable hours at the principal office of the Consultant. The Consultant shall provide copies of certified payrolls or permit inspection of its records as follows:

   a. A certified copy of an employee's payroll record shall be made available for inspection or furnished to the employee or the employee's authorized representative on request.

   b. A certified copy of all payroll records enumerated in paragraph (1) above, shall be made available for inspection or furnished upon request to a representative of City, the Division of Labor Standards Enforcement and the Division of Apprenticeship Standards of the Department of Industrial Relations. Certified payrolls submitted to City, the Division of Labor Standards Enforcement and the Division of Apprenticeship Standards shall not be altered or obliterated by the City.

   c. The public shall not be given access to certified payroll records by the Consultant. The Consultant is required to forward any requests for certified payrolls to the City Contract Administrator by both email and regular mail on the business day following receipt of the request.

3. Each Consultant shall submit a certified copy of the records enumerated in paragraph (1) above, to the entity that requested the records within ten (10) calendar days after receipt of a written request.

4. Any copy of records made available for inspection as copies and furnished upon request to the public or any public agency by City shall be marked or obliterated in such a manner as to prevent disclosure of each individual's name, address, and social security number. The name and address of the Consultant or Subconsultant performing the work shall not be marked or obliterated.

5. The Consultant shall inform City of the location of the records enumerated under paragraph (1) above, including the street address, city and county, and shall, within five (5) working days, provide a notice of a change of location and address.

6. The Consultant or Subconsultant shall have ten (10) calendar days in which to comply subsequent to receipt of written notice requesting the records enumerated in paragraph (1) above. In the event the Consultant or Subconsultant fails to comply within the ten (10) day period, he or she shall, as a penalty to City, forfeit one hundred dollars ($100) for each calendar day, or portion thereof, for each worker, until strict compliance is effectuated. Such penalties shall be withheld by City from payments then due. Consultant is not subject to a penalty assessment pursuant to this section due to the failure of a Subconsultant to comply with this section.

e. When prevailing wage rates apply, the Consultant is responsible for verifying compliance with certified payroll requirements. Invoice payment will not be made until the invoice is approved by the City Contract Administrator.

f. Penalty

1. The Consultant and any of its Subconsultants shall comply with Labor Code §1774 and §1775. Pursuant to Labor Code §1775, the Consultant and any Subconsultant shall forfeit to the City a penalty of not more than two hundred dollars ($200) for each calendar day, or portion thereof, for each worker paid less than the prevailing rates as determined by the Director of DIR for the work or craft in which the worker is employed for any public work done under the Agreement by the Consultant or by its Subconsultant in violation of the requirements of the Labor Code and in particular, Labor Code §§1770 to 1780, inclusive.

2. The amount of this forfeiture shall be determined by the Labor Commissioner and shall be based on consideration of mistake, inadvertence, or neglect of the Consultant or Subconsultant in failing to pay the correct rate of prevailing wages, or the previous record of the Consultant or Subconsultant in meeting their respective prevailing wage obligations, or the willful failure by the Consultant or Subconsultant to pay the correct rates of prevailing wages. A mistake, inadvertence, or neglect in failing to pay the correct rates of prevailing wages is not excusable if the

Consultant or Subconsultant had knowledge of the obligations under the Labor Code. The Consultant is responsible for paying the appropriate rate, including any escalations that take place during the term of the Agreement.

3. In addition to the penalty and pursuant to Labor Code §1775, the difference between the prevailing wage rates and the amount paid to each worker for each calendar day or portion thereof for which each worker was paid less than the prevailing wage rate shall be paid to each worker by the Consultant or Subconsultant.

4. If a worker employed by a Subconsultant on a public works project is not paid the general prevailing per diem wages by the Subconsultant, the prime Consultant of the project is not liable for the penalties described above unless the prime Consultant had knowledge of that failure of the Subconsultant to pay the specified prevailing rate of wages to those workers or unless the prime Consultant fails to comply with all of the following requirements:

    a. The Agreement executed between the Consultant and the Subconsultant for the performance of work on public works projects shall include a copy of the requirements in Labor Code §§ 1771, 1775, 1776, 1777.5, 1813, and 1815.

    b. The Consultant shall monitor the payment of the specified general prevailing rate of per diem wages by the Subconsultant to the employees by periodic review of the certified payroll records of the Subconsultant.

    c. Upon becoming aware of the Subconsultant's failure to pay the specified prevailing rate of wages to the Subconsultant's workers, the Consultant shall diligently take corrective action to halt or rectify the failure, including but not limited to, retaining sufficient funds due the Subconsultant for work performed on the public works project.

    d. Prior to making final payment to the Subconsultant for work performed on the public works project, the Consultant shall obtain an affidavit signed under penalty of perjury from the Subconsultant that the Subconsultant had paid the specified general prevailing rate of per diem

wages to the Subconsultant's employees on the public works project and any amounts due pursuant to Labor Code §1813.

5. Pursuant to Labor Code §1775, City shall notify the Consultant on a public works project within fifteen (15) calendar days of receipt of a complaint that a Subconsultant has failed to pay workers the general prevailing rate of per diem wages.

6. If City determines that employees of a Subconsultant were not paid the general prevailing rate of per diem wages and if City did not retain sufficient money under the Agreement to pay those employees the balance of wages owed under the general prevailing rate of per diem wages, the Consultant shall withhold an amount of moneys due the Subconsultant sufficient to pay those employees the general prevailing rate of per diem wages if requested by City.

g. Hours of Labor
Eight (8) hours labor constitutes a legal day's work. The Consultant shall forfeit, as a penalty to the City, twenty-five dollars ($25) for each worker employed in the execution of the Agreement by the Consultant or any of its Subconsultants for each calendar day during which such worker is required or permitted to work more than eight (8) hours in any one calendar day and forty (40) hours in any one calendar week in violation of the provisions of the Labor Code, and in particular §§1810 to 1815 thereof, inclusive, except that work performed by employees in excess of eight (8) hours per day, and forty (40) hours during any one week, shall be permitted upon compensation for all hours worked in excess of eight (8) hours per day and forty (40) hours in any week, at not less than one and one-half (1.5) times the basic rate of pay, as provided in §1815.

h. Employment of Apprentices

1. Where either the prime Agreement or the subagreement exceeds thirty thousand dollars ($30,000), the Consultant and any subconsultants under him or her shall comply with all applicable requirements of Labor Code §§ 1777.5, 1777.6 and 1777.7 in the employment of apprentices.

2. Consultants and subconsultants are required to comply with all Labor Code requirements regarding the employment of apprentices, including mandatory ratios of journey level to

apprentice workers. Prior to commencement of work, Consultant and subconsultants are advised to contact the DIR Division of Apprenticeship Standards website at https://www.dir.ca.gov/das/, for additional information regarding the employment of apprentices and for the specific journey-to- apprentice ratios for the Agreement work. The Consultant is responsible for all subconsultants' compliance with these requirements. Penalties are specified in Labor Code §1777.7.

7.4 Licenses and Permits. Consultant represents and warrants to City that Consultant and its employees, agents, and any subcontractors have, and will maintain at their sole cost and expense, all licenses, permits, qualifications, and approvals of whatsoever nature that are legally required to practice their respective professions. In addition to the foregoing, Consultant and any subcontractors shall obtain and maintain during the term of this Agreement valid business licenses from City.

7.5 Non-Discrimination Clause and Statement of Compliance. Consultant shall not discriminate, on the basis of a person's race, religion, color, national origin, age, physical or mental handicap or disability, medical condition, genetic information, marital status, sex, sexual orientation, gender or gender identity, against any employee, applicant for employment, subcontractor, bidder for a subcontract, or participant in, recipient of, or applicant for any services or programs provided by Consultant under this Agreement. Consultant shall comply with all applicable federal, state, and local laws, policies, rules, and requirements related to equal opportunity and nondiscrimination in employment, contracting, and the provision of any services that are the subject of this Agreement, including but not limited to the satisfaction of any positive obligations required of Consultant thereby.

a. The Consultant's signature affixed herein and dated shall constitute a certification under penalty of perjury under the laws of the State of California that the Consultant has, unless exempt, complied with the nondiscrimination program requirements of Gov. Code §12990 and 2 CCR § 8103.

b. During the performance of this Agreement, Consultant and its subconsultants shall not deny the Agreement's benefits to any person on the basis of race, religious creed, color, national origin, ancestry, physical disability, mental disability, medical condition, genetic information, marital status, sex, gender, gender identity, gender expression, age, sexual

orientation, or military and veteran status, nor shall they unlawfully discriminate, harass, or allow harassment against any employee or applicant for employment because of race, religious creed, color, national origin, ancestry, physical disability, mental disability, medical condition, genetic information, marital status, sex, gender, gender identity, gender expression, age, sexual orientation, or military and veteran status. Consultants and subconsultants shall insure that the evaluation and treatment of their employees and applicants for employment are free from such discrimination and harassment.

c. Consultant and subconsultants shall comply with the provisions of the Fair Employment and Housing Act (Gov. Code §12990 et seq.), the applicable regulations promulgated there under (2 CCR §11000 et seq.), the provisions of Gov. Code §§11135-11139.5, and the regulations or standards adopted by City to implement such article. The applicable regulations of the Fair Employment and Housing Commission implementing Gov. Code §12990 (a-f), set forth 2 CCR §§8100-8504, are incorporated into this Agreement by reference and made a part hereof as if set forth in full.

d. Consultant shall permit access by representatives of the Department of Fair Employment and Housing and the City upon reasonable notice at any time during the normal business hours, but in no case less than twenty-four (24) hours' notice, to such of its books, records, accounts, and all other sources of information and its facilities as said Department or City shall require to ascertain compliance with this clause.

e. Consultant and its subconsultant*s* shall give written notice of their obligations under this clause to labor organizations with which they have a collective bargaining or other Agreement.

f. Consultant shall include the nondiscrimination and compliance provisions of this clause in all subcontracts to perform work under this Agreement.

g. The Consultant, with regard to the work performed under this Agreement, shall act in accordance with Title VI of the Civil Rights Act of 1964 (42 U.S.C. §2000d et seq.). Title VI provides that the recipients of federal assistance will

implement and maintain a policy of nondiscrimination in which no person in the United States shall, on the basis of race, color, national origin, religion, sex, age, disability, be excluded from participation in, denied the benefits of or subject to discrimination under any program or activity by the recipients of federal assistance or their assignees and successors in interest.

h. The Consultant shall comply with regulations relative to non-discrimination in federally-assisted programs of the U.S. Department of Transportation (49 CFR Part 21 - Effectuation of Title VI of the Civil Rights Act of 1964). Specifically, the CONSULTANT shall not participate either directly or indirectly in the discrimination prohibited by 49 CFR §21.5, including employment practices and the selection and retention of Subconsultants.

Section 8. TERMINATION AND MODIFICATION.

8.1 Termination.

a. This Agreement may be terminated by City, provided that City gives not less than thirty (30) calendar days' written notice (delivered by certified mail, return receipt requested) of intent to terminate. Upon termination, City shall be entitled to all work, including but not limited to, reports, investigations, appraisals, inventories, studies, analyses, drawings and data estimates performed to that date, whether completed or not.

b. City may temporarily suspend this Agreement, at no additional cost to City, provided that Consultant is given written notice (delivered by certified mail, return receipt requested) of temporary suspension. If City gives such notice of temporary suspension, Consultant shall immediately suspend its activities under this Agreement. A temporary suspension may be issued concurrent with the notice of termination provided for in subsection A of this section.

c. Notwithstanding any provisions of this Agreement, Consultant shall not be relieved of liability to City for damages sustained by City by virtue of any breach of this Agreement by Consultant, and City may withhold any payments due to Consultant until such time as the exact amount of damages, if any, due City from Consultant is determined.

d. In the event of termination, Consultant shall be compensated as provided for in this Agreement. Upon termination, City shall be entitled

to all work, including but not limited to, reports, investigations, appraisals, inventories, studies, analyses, drawings and data estimates performed to that date, whether completed or not.

8.2 **Amendments.** The parties may amend this Agreement only by a writing signed by the parties hereto.

8.3 **Assignment and Subcontracting.** City and Consultant recognize and agree that this Agreement contemplates personal performance by Consultant and is based upon a determination of Consultant's unique personal competence, experience, and specialized personal knowledge. Moreover, a substantial inducement to City for entering into this Agreement was and is the professional reputation and competence of Consultant. Consultant may not assign this Agreement or any interest therein without the prior written approval of the City Manager, or his or her designee. Consultant shall not subcontract any portion of the performance contemplated and provided for herein, other than to the subcontractors noted in the proposal, without prior written approval of the City Manager, or his or her designee.

8.4 **Survival.** All obligations arising prior to the termination of this Agreement and all provisions of this Agreement allocating liability between City and Consultant, including but not limited to the provisions of Section 5, shall survive the termination of this Agreement.

8.5 **Options upon Breach by Consultant.** If Consultant materially breaches any of the terms of this Agreement, City's remedies shall include, but not be limited to, the following:

8.5.1 Immediately terminate the Agreement;

8.5.2 Retain the plans, specifications, drawings, reports, design documents, and any other work product prepared by Consultant pursuant to this Agreement;

8.5.3 Retain a different consultant to complete the work described in Exhibit A not finished by Consultant; or

8.5.4 Charge Consultant the difference between the reasonable cost to complete the work described in Exhibit A that is unfinished at the time of breach and the amount that City would have paid Consultant pursuant to Section 2 if Consultant had completed the work.

8.5.5 The remedies mentioned in this Agreement are not exclusive of any other right, power or remedy permitted by law. The City's failure or delay in exercising any remedy shall not constitute a waiver of such remedy or preclude the further exercise of City's rights.

Section 9. KEEPING AND STATUS OF RECORDS.

9.1 Records Created as Part of Consultant's Performance. All final versions of reports, data, maps, models, charts, studies, surveys, photographs, memoranda, plans, studies, specifications, records, files, or any other documents or materials, in electronic or any other form, that Consultant prepares or obtains pursuant to this Agreement and that relate to the matters covered hereunder shall be the property of the City. Consultant hereby agrees to deliver those documents to the City upon termination of the Agreement, and the City may use, reuse or otherwise dispose of the documents without Consultant's permission. It is understood and agreed that the documents and other materials, including but not limited to those described above, prepared pursuant to this Agreement are prepared specifically for the City and are not necessarily suitable for any future or other use. City and Consultant agree that, until final approval by City, all data, plans, specifications, reports and other documents are confidential drafts and will not be released to third parties by Consultant without prior written approval of City.

9.2 Retention of Record/Audits. For the purpose of determining compliance with Gov. Code § 8546.7, the Consultant, Subconsultants, and City shall maintain all books, documents, papers, accounting records, Independent CPA Audited Indirect Cost Rate workpapers, and other evidence pertaining to the performance of the Agreement including, but not limited to, the costs of administering the Agreement. All parties, including the Consultant's Independent CPA, shall make such workpapers and materials available at their respective offices at all reasonable times during the Agreement period and for three (3) years from the date of final payment under the Agreement. City, Caltrans Auditor, FHWA, or any duly authorized representative of the Federal government having jurisdiction under Federal laws or regulations (including the basis of Federal funding in whole or in part) shall have access to any books, records, and documents of the Consultant, Subconsultants, and the Consultant's Independent CPA, that are pertinent to the Agreement for audits, examinations, workpaper review, excerpts, and transactions, and copies thereof shall be furnished if requested without limitation.

9.3 Audit Review Procedures

a. Any dispute concerning a question of fact arising under an interim or post audit of this Agreement that is not disposed of by Agreement, shall be reviewed by City's Chief Financial Officer.

b. Not later than thirty (30) calendar days after issuance of the final audit report, Consultant may request a review by City's Chief Financial Officer of unresolved audit issues. The request for review will be submitted in writing.

c. Neither the pendency of a dispute nor its consideration by City will excuse Consultant from full and timely performance, in accordance with the terms of this Agreement.

d. Consultant and subconsultant Agreements, including cost proposals and Indirect Cost Rates (ICR), may be subject to audits or reviews such as, but not limited to, an Agreement audit, an incurred cost audit, an ICR Audit, or a CPA ICR audit work paper review. If selected for audit or review, the Agreement, cost proposal and ICR and related work papers, if applicable, will be reviewed to verify compliance with 48 CFR Part 31 and other related laws and regulations. In the instances of a CPA ICR audit work paper review it is Consultant's responsibility to ensure federal, City, or local government officials are allowed full access to the CPA's work papers including making copies as necessary. The Agreement, cost proposal, and ICR shall be adjusted by Consultant and approved by City Contract Administrator to conform to the audit or review recommendations. Consultant agrees that individual terms of costs identified in the audit report shall be incorporated into the Agreement by this reference if directed by City at its sole discretion. Refusal by Consultant to incorporate audit or review recommendations, or to ensure that the federal, City or local governments have access to CPA work papers, will be considered a breach of Agreement terms and cause for termination of the Agreement and disallowance of prior reimbursed costs.

e. Consultant's Cost Proposal may be subject to a CPA ICR Audit Work Paper Review and/or audit by Caltrans Audits and Investigation (A&I). Caltrans A&I, at its sole discretion, may review and/or audit and approve the CPA ICR documentation. The Cost Proposal shall be adjusted by the Consultant and approved by the City Contract Administrator to conform to the Work Paper Review

recommendations included in the management letter or audit recommendations included in the audit report. Refusal by the Consultant to incorporate the Work Paper Review recommendations included in the management letter or audit recommendations included in the audit report will be considered a breach of the Agreement terms and cause for termination of the Agreement and disallowance of prior reimbursed costs.

1. During Caltrans A&I's review of the ICR audit work papers created by the Consultant's independent CPA, Caltrans A&I will work with the CPA and/or Consultant toward a resolution of issues that arise during the review. Each party agrees to use its best efforts to resolve any audit disputes in a timely manner. If Caltrans A&I identifies significant issues during the review and is unable to issue a cognizant approval letter, City will reimburse the Consultant at an accepted ICR until a FAR (Federal Acquisition Regulation) compliant ICR {e.g. 48 CFR Part 31; GAGAS (Generally Accepted Auditing Standards); CAS (Cost Accounting Standards), if applicable; in accordance with procedures and guidelines of the American Association of State Highways and Transportation Officials (AASHTO) Audit Guide; and other applicable procedures and guidelines}is received and approved by A&I.

Accepted rates will be as follows:

a. If the proposed rate is less than one hundred fifty percent (150%) - the accepted rate reimbursed will be ninety percent (90%) of the proposed rate.

b. If the proposed rate is between one hundred fifty percent (150%) and two hundred percent (200%) - the accepted rate will be eighty-five percent (85%) of the proposed rate.

c. If the proposed rate is greater than two hundred percent (200%) - the accepted rate will be seventy-five percent (75%) of the proposed rate.

2. If Caltrans A&I is unable to issue a cognizant letter per paragraph E.1. above, Caltrans A&I may require Consultant to submit a revised independent CPA-audited ICR and audit report within three (3) months of the effective date of the management letter. Caltrans A&I will then have up to six (6) months to review the Consultant's and/or the independent CPA's revisions.

3. If the Consultant fails to comply with the provisions of this paragraph E, or if Caltrans A&I is still unable to issue a cognizant approval letter after the revised independent CPA audited ICR is submitted, overhead cost reimbursement will be limited to the accepted ICR that was established upon initial rejection of the ICR and set forth in paragraph E.1. above for all rendered services. In this event, this accepted ICR will become the actual and final ICR for reimbursement purposes under this Agreement.

4. Consultant may submit to City final invoice only when all of the following items have occurred: (1) Caltrans A&I accepts or adjusts the original or revised independent CPA audited ICR; (2) all work under this Agreement has been completed to the satisfaction of City; and, (3) Caltrans A&I has issued its final ICR review letter. The CONSULTANT MUST SUBMIT ITS FINAL INVOICE TO CITY no later than sixty (60) calendar days after occurrence of the last of these items. The accepted ICR will apply to this Agreement and all other agreements executed between City and the Consultant, either as a prime or subconsultant, with the same fiscal period ICR.

Section 10 MISCELLANEOUS PROVISIONS.

10.1 **Attorneys' Fees.** If a party to this Agreement brings any action, including an action for declaratory relief, to enforce or interpret the provision of this Agreement, the prevailing party shall be entitled to reasonable attorneys' fees in addition to any other relief to which that party may be entitled. The court may set such fees in the same action or in a separate action brought for that purpose.

10.2 **Venue.** In the event that either party brings any action against the other under this Agreement, the parties agree that trial of such action shall be vested exclusively in the state courts of California in Contra Costa County or in the United States District Court for the Northern District of California.

10.3 **Severability.** If a court of competent jurisdiction finds or rules that any provision of this Agreement is invalid, void, or unenforceable, the provisions of this Agreement not so adjudged shall remain in full force and effect. The invalidity in whole or in part of any provision of this Agreement shall not void or affect the validity of any other provision of this Agreement.

10.4 No Implied Waiver of Breach. The waiver of any breach of a specific provision of this Agreement does not constitute a waiver of any other breach of that term or any other term of this Agreement.

10.5 Successors and Assigns. The provisions of this Agreement shall inure to the benefit of and shall apply to and bind the successors and assigns of the parties.

10.6 Conflict of Interest.

a. During the term of this Agreement, the Consultant shall disclose any financial, business, or other relationship with City that may have an impact upon the outcome of this Agreement or any ensuing City construction project. The Consultant shall also list current clients who may have a financial interest in the outcome of this Agreement or any ensuing City construction project which will follow.

b. Consultant certifies that it has disclosed to City any actual, apparent, or potential conflicts of interest that may exist relative to the services to be provided pursuant to this Agreement. Consultant agrees to advise City of any actual, apparent or potential conflicts of interest that may develop subsequent to the date of execution of this Agreement. Consultant further agrees to complete any statements of economic interest if required by either City ordinance or State law.

c. The Consultant hereby certifies that it does not now have nor shall it acquire any financial or business interest that would conflict with the performance of services under this Agreement.

d. The Consultant hereby certifies that the Consultant or subconsultant and any firm affiliated with the Consultant or subconsultant that bids on any construction contract or on any Agreement to provide construction inspection for any construction project resulting from this Agreement, has established necessary controls to ensure a conflict of interest does not exist. An affiliated firm is one, which is subject to the control of the same persons, through joint ownership or otherwise.

10.7 Rebates, Kickbacks or Other Unlawful Consideration.

The Consultant warrants that this Agreement was not obtained or secured through rebates, kickbacks or other unlawful consideration either promised or paid to any City employee. For breach or violation of this warranty, City shall have the right, in its discretion, to terminate this Agreement without liability, to pay only for the value of the work actually

performed, or to deduct from this Agreement price or otherwise recover the full amount of such rebate, kickback or other unlawful consideration.

a. The Consultant certifies, to the best of his or her knowledge and belief, that:

    1. No State, Federal, or City appropriated funds have been paid or will be paid, by or on behalf of the Consultant, to any person for influencing or attempting to influence an officer or employee of any local, State, or Federal agency, a Member of the State Legislature or United States Congress, an officer or employee of the Legislature or Congress, or any employee of a Member of the Legislature or Congress in connection with the awarding or making of this Agreement, or with the extension, continuation, renewal, amendment, or modification of this Agreement.

    2. If any funds other than Federal appropriated funds have been paid or will be paid to any person for influencing or attempting to influence an officer or employee of any agency, a Member of Congress, an officer or employee of Congress, or an employee of a member of Congress in connection with this Agreement, the Consultant shall complete and submit Standard Form-LLL, “Disclosure Form to Report Lobbying,” in accordance with its instructions.

b. This certification is a material representation of fact upon which reliance was placed when this transaction was made or entered into. Submission of this certification is a prerequisite for making or entering into this transaction imposed by 31 U.S.C. §1352. Any person who fails to file the required certification shall be subject to a civil penalty of not less than ten thousand dollars ($10,000) and not more than one hundred thousand dollars ($100,000) for each such failure.

c. The Consultant also agrees by signing this document that he or she shall require that the language of this certification be included in all lower tier sub-agreements, which exceed one hundred thousand dollars ($100,000), and that all such subrecipients shall certify and disclose accordingly.

10.8 Debarment and Suspension Certification

a. The Consultant's signature affixed herein shall constitute a certification under penalty of perjury under the laws of the State of California, that the Consultant or any person associated therewith in the capacity of owner, partner, director, officer or manager:

1. Is not currently under suspension, debarment, voluntary exclusion, or determination of ineligibility by any federal agency;

2. Has not been suspended, debarred, voluntarily excluded, or determined ineligible by any federal agency within the past three (3) years;

3. Does not have a proposed debarment pending; and

4. Has not been indicted, convicted, or had a civil judgment rendered against it by a court of competent jurisdiction in any matter involving fraud or official misconduct within the past three (3) years.

b. Any exceptions to this certification must be disclosed to City. Exceptions will not necessarily result in denial of recommendation for award but will be considered in determining responsibility. Disclosures must indicate the party to whom the exceptions apply, the initiating agency, and the dates of agency action.

c. Exceptions to the Federal Government Excluded Parties List System maintained by the U.S. General Services Administration are to be determined by FHWA.

10.9 Cost Principles and Administrative Requirements.

a. The Consultant agrees that 48 CFR Part 31, Contract Cost Principles and Procedures, shall be used to determine the allowability of individual terms of cost.

b. The Consultant also agrees to comply with Federal procedures in accordance with 2 CFR Part 200, Uniform Administrative Requirements, Cost Principles, and Audit Requirements for Federal Awards.

c. Any costs for which payment has been made to the Consultant that are determined by subsequent audit to be unallowable under 48 CFR Part 31 or 2 CFR Part 200 are subject to repayment by the Consultant to City.

d. When a Consultant or Subconsultant is a Non-Profit Organization or an Institution of Higher Education, the Cost Principles for Title 2 CFR Part 200, Uniform Administrative Requirements, Cost Principles, and Audit Requirements for Federal Awards shall apply.

10.10 Notices. Any notice, demand, request, consent or approval that either party is required to give the other pursuant to this Agreement, shall be in writing and may be given by either (i) personal service, or (ii) certified United States mail, postage prepaid, return receipt requested,. Notice shall be effective upon personal delivery or delivery to the addresses specified below, as reflected on the receipt of delivery or return receipt, as applicable.

Consultant: Harrison Engineering Inc.
1987 Bonifacio Street
Concord, CA 94520
ATTN: Randell T. Harrison

City: City of Pittsburg
65 Civic Avenue
Pittsburg, CA 94565
ATTN: City Manager

10.11 Professional Seal. Where applicable in the determination of the City Manager, or his or her designee, the first page of a technical report, first page of design specifications, and each page of construction drawings shall be stamped/sealed and signed by the licensed professional responsible for the report/design preparation. The stamp/seal shall be in a block entitled "Seal and Signature of Registered Professional with report/design responsibility."

10.12 Integration. This Agreement, including the scope of work attached hereto and incorporated herein as Exhibits A and B represents the entire and integrated agreement between City and Consultant and supersedes all prior negotiations, representations, or agreements, either written or oral. To the extent there are any inconsistences between this Agreement, the Exhibits, and Consultant's proposal, the Agreement shall control to the extent there are any inconsistences

between the Exhibits and the Consultant's Proposal, the Exhibits shall control.

Exhibit A Scope of Services
Exhibit B Compensation Schedule

10.13 Counterparts. This Agreement may be executed in multiple counterparts, each of which shall be an original and all of which together shall constitute one agreement.

10.14 Construction of Agreement. Each party hereto has had an equivalent opportunity to participate in the drafting of the agreement and/or to consult with legal counsel. Therefore, the usual construction of an agreement against the drafting party shall not apply hereto.

10.15 No Third-Party Beneficiaries. This Agreement is made solely for the benefit of the parties hereto, with no intent to benefit any third parties.

The Parties have executed this Agreement as of the Effective Date.

CITY OF PITTSBURG

_____
Garrett Evans, City Manager

CONSULTANT

_____
Randell T. Harrison, President

Attest:

_____
Alice Evenson, City Clerk

Approved as to Form:

_____
Donna Mooney, City Attorney

EXHIBIT A

SCOPE OF SERVICES

Workscope Tasks

TASK 1 – PROJECT MANAGEMENT, MEETINGS & COORDINATION

Harrison Engineering Inc. shall provide project management services to assure delivery of the project on schedule, within budget, and according to the established project goals.

Project management shall also include active coordination with the City.

- Consultant will meet with the City to review the project scope of work, schedule and submittals for the project. This initial pre-project meeting will also address project coordination and responsibilities and define key project issues and goals.
    - Additional meetings will be on an as needed basis to clarify items or review submittals.
- Supervise, coordinate, and monitor project design for conformance with standards and policies.
    - Maintain project files in Caltrans format.
    - Prepare monthly invoices.
- Prepare correspondence and memos. If requested, HEI will provide reports of progress to the City Project Manager on a monthly basis.

TASK 2 –UTILITY COORDINATION

HEI will gather and assemble all available data from the City, including record drawings, reports, available utility maps, utility plans, survey monument data, assessor's maps, right of way maps, etc.

HEI will identify surface utility conflicts. It is anticipated that all utility adjustments costs will be covered by franchise agreement or as described in the Streets and Highways Code Section 670-695. HEI will prepare utility relocation letters for printing on City letterhead.

This task will also provide as a notice to utility companies of the potential rehabilitation streets to determine if there are any utility improvements planned for these streets.

TASK 3– FIELD RECONNAISSANCE

HEI staff will field review the project area and make notations and measurements for the following features:

- Assess curb ramp conditions
- Features in the alignments of paths, walls and paving work.
- Utility and drainage surface features
- Assess drainage facilities

TASK 4 - CALTRANS LOCAL ASSISTANCE COORDINATION

HEI will assist the City in coordinating with Caltrans to obtain the funding authorization for the construction phase of the project. This work includes assistance with the completion of the

PES and FR forms, identified Technical Memoranda, PS&E Certification, and Right of Way and Utility Certification.

The Local Assistance forms and items that need to be completed, in order to complete the process for the E-76 Request for Construction Authorization include:

TASK 4.1 **HEI** will assist the City in preparation of the **Technical Memoranda** for the following topics as requested by Caltrans:

a. Traffic Impact
b. Noise
c. Air Quality
d. Hazardous Waste/Materials
e. Water Quality Resources
f. Wetlands
g. Invasive Plants
h. Land Use and Community Impacts
i. Permits

Unless indicated by supplemental Tasks, most of these memoranda are limited to less than two pages in length each.

TASK 4.2 **Various Federal Forms:**

- Special Provision ***Boilerplate for Local Assistance projects***. This boilerplate will need to be edited and merged with the City's format for the project specific special provisions. The City may already have an approved sample specification that meets the Federal requirements.
- ***PS&E Checklist***. This form helps the DLAE review the special provisions for compliance with the Federal requirements for the project. **HEI** will assist the City in preparation of this form once the Final PS&E is completed.
- ***Request for Authorization and Finance Letter.*** This task represents the final Local Assistance document prior to receiving Caltrans authorization to bid the project. **HEI** will assist the City in preparation of the Request for Authorization (E-76) document, which need to be printed on City Letterhead and signed by authorized City staff. The Finance Letter, which needs to accompany the E-76, is usually best prepared by City staff, which has all the budget and accounting information readily available.
- ***Contract Award Checklist.*** HEI will assist the City in preparation of the Award Checklist document and Detail Estimate to be included in the award package to Caltrans.

TASK 4.3 **Right of Way Certification**

- ***Project Engineer's Certification of Right of Way and Utility Facilities.*** The pavement treatment may affect the certification. If there is no planned excavation, this project is exempt from the utility mapping and potholing requirements per Appendix LL of the Local Assistance Procedures Manual, which allow excavations up to 6-inches in depth. A note shall be added to the plans stating "Existing utility facilities have not been plotted on these plans." However,

since surface iron needs to be lowered and raised to accommodate the project construction, we will map all surface utilities within the work area.

TASK 5 - CALTRANS ENCROACHMENT PERMIT

HEI will submit and coordinate with Caltrans to obtain the encroachment permit for the project. This approval is critical for the right of way certification. The City should be prepared to enter into or modify the Maintenance Agreement with Caltrans in order to receive the Encroachment Permit.

TASK 6 – GEOTECHNICAL ENGINEERING (CEG)

Cornerstone Earth Group (CEG) will perform environmental and geotechnical sampling and engineering services for the project as follows:

Railroad Avenue Class I Multi-Purpose Path

To determine the soil conditions along the proposed multi-purpose path on the west side of Railroad Avenue between Hwy 4 and the Delta DeAnza Path, CEG will perform three (3) exploratory borings adjacent to proposed soundwalls along the alignment. The borings will be performed using limited access, track-mounted drilling equipment and will be performed to depths of approximately 15 feet. Sound wall borings will be permitted and backfilled with cement slurry in accordance with Contra Costa County requirements. CEG will collect relatively undisturbed soil samples from our borings for laboratory testing, which will include moisture, density, strength and Plasticity Index testing.

Retaining Wall Foundation and Slope Evaluation

CEG will perform six (6) exploratory borings adjacent to the proposed retaining and security walls next to California Avenue (adjacent to Hwy 4) and along the top of Hwy 4 on-ramp slope between Railroad Avenue and the BART parking lot to help determine the foundation system and evaluate the subsurface conditions. The borings will also be performed using limited access, track-mounted drilling equipment and will be performed to depths of approximately 10 to 20 feet. Retaining wall borings will be permitted and backfilled with cement groun in accordance with Contra Costa County requirements. CEG will collect relatively undisturbed soil samples from our borings for laboratory testing, which will include R-value, moisture, density, strength and Plasticity Index testing.

PERMITS AND SITE ACCESS

The work is being performed for the City of Pittsburg. Therefore, CEG have assumed the various fees, including encroachment permits, will be waived by the City. This proposal and our fee do not include the costs for permitting with the City. CEG also assume that all work will be performed during normal business hours on weekdays. CEG assume that the City of Pittsburg or Harrison Engineering will coordinate site access for the slope area borings adjacent to the BART parking lot. CEG assumes work performed in the Caltrans right-of-way along California Avenue will be included in the Caltrans encroachment permit being prepared by Harrison Engineering. Our scope and fee does not include Caltrans permitting.

TRAFFIC CONTROL

For our proposal, traffic control is not planned since the work will be performed in pedestrian or roadway shoulder areas outside of existing travel lanes.

ENGINEERING ANALYSIS AND REPORT PREPARATION

The engineering analysis phase of work will focus on developing recommendations for new retaining/sound walls in accordance with Caltrans design methods. The data obtained from the field exploration and laboratory testing program, will be utilized in the engineering analysis. The geotechnical report will include the following:

- Site plan showing boring locations
- Logs of exploratory borings prepared in Caltrans format
- Laboratory test results
- A detailed discussion of our findings and recommendations, including:
  - ✓ Summary of site and subsurface conditions
  - ✓ Grading and earthwork recommendations, including recommendations for trail subgrade and aggregate base compaction, utility trench backfill, and surface drainage
  - ✓ Stormwater C3 guidelines for new treatment areas
  - ✓ Trail pavement and section recommendations
  - ✓ Retaining wall design criteria, including lateral earth pressures, drainage and foundation criteria.
  - ✓ Discussion of potential impact to the retaining walls along California Avenue due to long-term stability of the existing cut slopes.

PLAN REVIEW AND CONSULTATION

During preparation of construction documents, CEG will attend project meetings or provide supplemental consultation on an as-needed basis, and also review the foundation and civil plans for conformance with the recommendations in our geotechnical report. CEG will prepare plan review letters for submittal to the City of Pittsburg. Our fee assumes up to 8 hours of Senior Staff Engineer time and 6 hours of Principal Engineer time.

TASK 7– TOPOGRAPHIC SURVEY AND RIGHT OF WAY SUPPORT (QRLS)

Quiet River Land Services, Inc., (QRLS) will perform Land Surveying and Mapping services related to approximately 5,850 Linear Feet of right-of-way, utility and roadway improvements along four segments of roadway/rights-of-way as described below:

1.) Westerly side of Railroad Ave. South of Hwy 4: 2,400 Linear Feet of proposed pathway route on the westerly side.
2.) Easterly side of Railroad Ave. North of Hwy 4: Approx. 550 Linear Feet.
3.) Southerly side of California Ave.- Railroad Ave. to Harbor St. Approx. 1,900 Linear Feet.
4.) BART Parking Lot West to Railroad Ave.: Approximately 1000 Linear Feet.

1. Right-of-Way Research, Adjoiner Parcel Information Computations: This Initial task includes obtaining current, available, recorded maps and CalTrans maps to define the record right-of-way width and alignments and the recorded maps for the Streets and private property.

2. Project Control and Topographic Survey: QRLS field crews will locate relevant, existing street monuments and property corners (if any) in close proximity to the project street intersection and Subject Parcels to help in the determination of the Property/ Right-of-way lines

of the subject streets and routes. QRLS field Crew will set Survey control points that can be used in future phases of the project.

Topographic/Existing Conditions Survey and Mapping services related to approximately 6,000 linear feet of Street/Roadway/Route improvements at and along the four Specified Segments as shown on the attached Limits of Survey Exhibit and as described below:

- Survey Monuments as identified in the Public Record/Caltrans as found/available.
- Survey data every 25-50'+- intervals to obtain curb/gutter, sidewalks, ped crossings, and HC ramps, landscape medians, etc.
- AC Grades, High/Low points, Slopes, grade breaks, conform points and lane striping.
- All driveways/dustpan aprons (approaches, improvements and existing topography),
- Visible Utilities: Such as utility and signal poles, guy anchors, utility boxes, transformers, vaults and risers, drainage inlets, manhole covers and valve boxes, etc.
- Driveways and existing site conditions to the edge of Right of way/ Private Property as needed for design.
- Various features like fences, walls, trees/landscaping within the Street Right-of-way.

3. Mapping: QRLS will compute and prepare scale DIGITAL maps in AutoCAD of the topographic features/Existing conditions and right-of-way data obtain for this project. The Digital Map will show right-of-way lines (as determined), linework, symbols, structures, spot elevations and contour lines. It is not expected (for this proposal) to produce finished topographic map sheets of the street alignment topographic survey. Stamped, signed original sheets of the topographic survey CAN be made available if needed.

It is expected that the main product will be electronically maps, field data and photos transmitted to Client electronically via e-mail.

Proposal Exclusions:

- This proposal does not include the purchase of, or the obtaining of, any Title Reports.
- The location, marking and identification of Underground Utility lines by a separate contractor/consultant is not included in this Survey proposal.
- Traffic and Pedestrian Safety is key when working in and around active streets. Signs and cone zones will be employed during all work hours when the crews are working in the right of way. There is NO provision or expectation herein to submit or prepare a Traffic Safety Plan or engage Lane closure precautions. IF those become a requirement then additional fees will be required.
- This is not a boundary survey and this proposal does not include the setting of any property corners or right-of-way/Street monuments or monument wells. There is no intent or expectation to prepare and file a Record of Survey Map for this project.

TASK 8– UTILITY POTHOLING ALLOWANCE

The LAPM requires potholing of "high risk" utilities, when excavating near those facilities. Potholing will be required to verify clearance to satisfy the Right of Way (Utility) Certification.

Because all potential conflicts have not yet been identified, we are including an allowance to hire a contractor to perform those services which we believe to be sufficient for the project. We have worked with a variety of companies for this work and will seek out a firm based on availability and performance. We also hope to rely on the previous pothole data contained on plans for the SR4 Widening Project circa 2002.

TASK 9– PUBLIC OUTREACH

HEI will work with the City to present the project at one (1) community workshops to introduce and answer questions as they relate to the project. HEI will prepare PowerPoint exhibits, and discuss enhancements for pedestrian and bicycle facilities. HEI will collect comments and prepare action items.

TASK 10–GREEN INFRASTRUCTURE REPORT (C.3)

HEI will prepare a Stormwater Control Plan in conformance with the Stormwater C.3 Guidebook, 7th Edition. The project will categorize each of the 4 segments of the project as a Drainage Management Area (DMA). Based on discussion with City Staff, the approach to each area will be as follows:

- Railroad Avenue (North of SR4) – Exempt since no new impervious surface.
- Railroad Avenue (South of SR4) – Runoff to adjacent vegetated areas. No treatment required.
- California Avenue – Bioretention Basin at Harbor St and California Avenue will create surplus treatment.
- Bliss Avenue Parking to Railroad Ave. – Surplus treatment at Bioretention Basin at California and Harbor used to offset increase in impervious area.

Deliverables: Electronic PDF and Word Versions of Report

TASK 11 – STRUCTURAL DESIGN (JMEC)

JMEC Engineering will prepare the design and calculations for retaining walls and soundwalls. Their scope of work includes the following:

Task 11.1 - Project Management

a. General Project Management – Monitor project progress and budget, supervise in-house staff, maintain a filing system, and prepare correspondences and memos.
b. Meetings – Coordinate work with the City, HEI, geotechnical engineer, surveyor and other design team members; meet with City's staff to review progress and finalize design. Provide technical support for permitting process if needed.
c. Quality Control – Maintain a quality control program throughout the project.

Task 11.2 – Preliminary Engineering

This will include providing design services for preliminary engineering in support of right-of-way, structure type selection, and environmental approval documents, and Caltrans approval for the federally funded design process.
Alternatives for retaining wall and soundwall will be evaluated to minimize and to mitigate impacts that may cause delay, impacts to local communities including aesthetics, cost overrun, and lengthy permit process. The objective is to develop a number of viable options for City's consideration. The alternatives will be discussed with the City so that the City can select a preferred alternative for further development and final design.

Task 11.3 – Final Design and PS&E

The final design includes preparing structural calculations and PS&E for pedestrian street lighting foundations, retaining walls and soundwalls as follows:

1. Pedestrian Street Lighting Design – Prepare plans and structural calculations for foundations for pedestrian lighting in Caltrans Right of Way. This will include using Caltrans Type 1B Pole foundations or other special foundations to suit the site constraints. Special foundations if needed will be developed to eliminate potential conflicts with existing utilities, existing facilities and R/W.

2. Retaining Wall Design – Prepare plans, specifications and estimates for about 600 LF of retaining wall that runs parallel to California Avenue. The retaining wall will be within the Caltrans R/W, near the top of the northerly freeway cut slope. Caltrans standard wall will be used if possible, and special retaining wall will be considered to suit the site conditions.

3. Soundwall Design – The scope will include designing 3 Soundwalls/Security Walls of 8 feet high. The soundwall may be built on top of reinforced concrete retaining wall, if needed, to accommodate the final grading. Soundwall may be constructed of CMU block or precast concrete wall supported on CIDH piles; and wall layout will be developed using survey, R/W and final grading information.
    a. At Location 1, the anticipated soundwall is 950 LF long at the rear of businesses along the proposed Class 1 path, between the Bliss Ave Parking Lot and Railroad Avenue, and within the Caltrans R/W.
    b. At Location 2 and 3, the anticipated length of soundwall at these two locations is 990 LF. They are located along Railroad Avenue, south of SR4, at the rear of residences along the proposed Class 1 path; and between the Delta DeAnza Trail and 3259 Williams Way rear yard corner. Leland Road bisects the walls.

PS&E and QA/QC
The PS&E package will be submitted for City's review at 35% (preliminary design), 65% (unchecked details), 95% (checked PS&E) and 100% (Final PS&E) design level. Additional intermediate submittal will be provided at the City's request. The intent of these submittals is

to define the project for review by the City and other agencies, and to allow for major comments before significant design effort is committed in the details.

Structure design plans will be prepared using AutoCad and in conformance with the Caltrans DOS "Memo to Designers," "Bridge Design Details," and "Caltrans Standard Plans". Specifications and estimates will follow City's and Caltrans format and requirements.

It is anticipated that the following structure plan sheets will be developed. The base map including right-of-way and utility, and wall layout will be provided by HEI. Layout Plan will be using a scale of 1"=20' horizontal and 1"=5' vertical. The anticipated plan sheets will include:

Pedestrian Street Lighting Foundations

Item	Plan Description	Estimated No. of Sheets
1	Lighting Foundation Details 1	1
2	Lighting Foundation Details 2	1
Total Structure Plan Sheets		2

Retaining Wall

Item	Plan Description	Estimated No. of Sheets
1	Retaining Wall Plan 1	1
2	Retaining Wall Plan 2	1
3	Retaining Wall Details 1	1
4	Barriers and Railing Details	1
Total Structure Plan Sheets		4

Soundwall Wall

Item	Plan Description	Estimated No. of Sheets
1	Sound Wall Plan 1	1
2	Sound Wall Plan 2	1
3	Sound Wall Plan 3	1
4	Sound Wall Details 1	1
Total Structure Plan Sheets		4

Between the 65% and 95% submittal, the design, plans and quantities will be checked per project QC procedures, design issues resolved and reconciled among designers/checkers. **It is anticipated that independent design check and check quantities calculations are required by the City.**

Deliverables: PS&E (to be submitted at 35%, 65%, 95% and 100% PS&E)
Design and Check Calculations (to be submitted at 100% PS&E)

TASK 12 – LANDSCAPE DESIGN (AAA)

Abey Arnold Associates (AAA) will prepare Landscape and Irrigation PS&E for the project as follows:

A Landscape design component will be included in Location 1 (California Avenue) and Location 4 (Railroad Ave. south) of the Pittsburg Pedestrian/Bicycle Connectivity Project. Location 1 will primarily be a 100' by 100' C.3 water treatment basin with Planting and Irrigation. The design will address the functionality for water treatment as well as the aesthetics of a single treatment area adjacent to the street corner. Location 2 will address planting and irrigation adjacent to the proposed Class I path as well as the location and orientation of proposed benches.

Deliverables to HEI: PDF version of PS&E at 65%, 95% and Bid Document

TASK 13 – LIGHTING, SIGNAL MODS, AND WAYFINDING SIGNAGE (F&P)

This scope of work outlines the effort to prepare plans, specifications, and engineers estimates (PS&E) for pedestrian-scale lighting, security camera, and traffic signal modifications associated with the BART Pedestrian and Bicycle Connectivity project in Pittsburg. Fehr & Peers will prepare the following plans:

- Pedestrian-scale lighting plans for:
  - New Class I path along south side of California Avenue between Harbor Street and Railroad Avenue
  - New Class I path north of Bliss Avenue between the BART parking lot and Railroad Avenue
  - New Class I path along west side of Railroad Avenue between Delta DeAnza Trail and SR 4 Eastbound ramps
- Security camera(s) (up to two cameras) along the Bliss Avenue Class I path
- Traffic signal modifications to accommodate new bike facilities at the following intersections:
  - Railroad Avenue and Civic Avenue
  - Railroad Avenue and Center Drive
  - Railroad Avenue and California Avenue/SR 4 Westbound Ramps
  - Railroad Avenue and SR 4 Eastbound Ramps

We have assumed that traffic signal modifications will not be needed at Railroad Avenue/Bliss Avenue or Railroad Avenue/Leland Road and are therefore not part of this scope of work. If traffic signal modifications are requested at either of those two locations, we can provide PS&E services via a contract amendment. We have also assumed that no signal interconnect plans will be required. We can also provide signal interconnect PS&E services for an additional fee. We have assumed the communication system for the security cameras will be wireless (though power will be hard-wired). If hard-wired communication is requested, we can provide communication plans through a contract amendment.

It is our understanding that Harrison Engineering Inc. (HEI) will provide the signing plans, but have requested that Fehr & Peers provide the sign design for the wayfinding signage. We have

assumed providing sign design for up to four wayfinding signs. These will be provided to HEI as CAD files to include in their signing plans. This scope assumes that the sign design for the wayfinding signage will match the existing green wayfinding signage in the project area.

Fehr & Peers will conduct a lighting analysis using the AGi32 software to ensure sufficient pedestrian-scale lighting illuminance and uniformity along the Class I paths. We will not be evaluating roadway lighting as part of this project. Fehr & Peers will also provide coordination with PG&E throughout the project to identify new services for the trail lighting and security cameras; this includes submitting new service applications and a field meeting with PG&E.

It is our understanding that the plans and specifications will be in City-format, and that the City will send the project team their standard specifications to modify/expand for the purpose of this project. We will provide our plans, specifications, and engineers estimates to HEI for review prior to the formal PS&E submittals.

We have assumed up to one in-person meeting as part of this task. Additional meetings can be attended for an additional fee.

Task 13.1 – 65% Design

Under this task, Fehr & Peers will review available as-built plans. We will meet with City staff to confirm design assumptions for each element of the system. That includes lighting preferences, security camera operations, etc. We will perform a field review of the project site to verify visible as-built information. After performing a field review of the site, we will develop AGi models and 65% PS&E.

We will provide (but not lead) support for preparation of an encroachment permit, including purpose of the project and cost of proposed improvements within Caltrans Right-of-Way.

Task 13.2 – 95% Design

After receiving a consolidated set of comments from the City and a consolidated set of comments from Caltrans on the 65% design, we will develop 95% PS&E. We will provide a written response to comments, and conduct teleconferences with the City and Caltrans to get clarification if required. Prior to submittal, we will conduct our own internal QA/QC of the draft 95% set. Once complete, we will submit responses to comments and 95% PS&E as part of this task.

Task 13.3 – 100% Design

After receiving a consolidated set of comments from the City and a consolidated set of comments from Caltrans on the 95% design, we will develop 100% PS&E and again submit responses to comments with the submittal.

Task 13.4 – Supporting During Bidding

Fehr & Peers will assist the team in answering questions during project bidding.

TASK 14 – 35% PLANS AND ESTIMATE

This plan set shall be a skeleton plan, showing only the proposed geometrics without notation. This plan submittal ensures that the limits and proposed improvements meet everyone's expectations before a significant number of work hours are invested.

Deliverables: Electronic PDF Version of Submittal

TASK 15 – 65% PLANS AND ESTIMATE

The 65% Plan submittal shall include title sheet, typical sections, layouts and pavement delineation. Notation will be shown on the plans to define the work. Base maps will be prepared incorporating data from the field reconnaissance including locations of curb and gutter, sidewalk, bike paths, and curb ramp replacement. A detailed estimate with appropriate contingency will included with this submittal.

Plan sheets anticipated for this submittal for 65% P&E City review includes:

Description	No. of Sheets
Title Sheet	1
Typical Sections	2
Layout Plans (20 Scale)	14
Drainage Plans & Profiles	3
Retaining Wall and Soundwall Elevations	3
Striping Plans (20 Scale)	11
Construction Details	6
Total	40 Sheets

Deliverables: 4 Sets of Reduced Plans and Estimate plus Electronic PDF Version of Submittal

TASK 16 – 95% PLANS, SPECIFICATIONS AND ESTIMATE

HEI will develop a detailed design for the street rehabilitation. Curb ramps will be shown schematically with reference to the appropriate City/Caltrans curb ramp case. Driveways will be designed using the topographic survey data. The plans will contain all necessary details to convey the whole intent of the design with all necessary construction details. Specifications shall contain all necessary sections arranged in City format, covering all pay items. Estimates shall reflect actual work and quantities shown on the plans.

Deliverables: 4 Sets of Reduced PS&E plus Electronic PDF Version of Submittal

TASK 17 – BID DOCUMENTS

The Bid Document submittal shall consist of print ready plans and special provision, which incorporates comments received on the 95% submittal.

HEI will perform a thorough review of the contract documents prior to bid advertisement to ensure the project is constructible and biddable. The primary goal of these reviews is to identify and resolve ahead of time any construction issues that may result in claims and change orders down the line.

HEI will deliver 22x34-inch bond original drawings and print ready specifications for both projects to the City for reproduction of bid sets.

Deliverables: Print Ready Plans and Specifications printed on 22"x34" bond paper and a PDF Version of Submittal

TASK 18 – BID SUPPORT

HEI will provide assistance during the bid period. This shall include assisting the City in responding to bidder inquiries, the preparation of addendums, as required, bid analysis for recommendation of award, and coordinate and attend the pre-construction meeting.

CONTINGENCY

A budget line item has been added to cover unanticipated expenditures required for the project design. These items might include, but not be limited to: special studies required by Caltrans for the Environmental Review, increased Utility Potholing, more extensive coordination with Caltrans for the encroachment permit, or other changes in the workscope. The contingency budget will only be reallocated as mutually agreed to by the City's Project Manager and HEI's project manager.

EXHIBIT B

COMPENSATION SCHEDULE

BART Ped-Bike Connectivity
City of Pittsburg

Harrison Engineering Inc.
Engineering Services Proposal

Sept. 25, 2019

		ESTIMATED HOURS							ESTIMATED FEE									
																TOTAL	TASK TOTAL	
								HEI	Fee Calc. using fully loaded rates (incl. profit)							for	for	TEAM
	TASK	PIC	SPM	PE-II	SDE-II	DE-I	ADM	LABOR	PIC	SPM	PE-II	SDE-II	DE-I	ADM	Reim.	HEI	Subconsultant	TOTAL
								HOURS	294.30	262.31	150.35	134.36	111.96	111.96				
1	Project Management, Meetings & Coordination	150	39				18.5	208	44,145	10,230	0	0	0	2,071		56,447		56,447
2	Utility Coordination		8	24	60			92	0	2,099	3,608	8,061	0	0		13,768		13,768
3	Field Reconaissance	8	16	16	16	16		72	2,354	4,197	2,406	2,150	1,791	0		12,898		12,898
4	Caltrans Local Assistance Coordination																	
4.1	Technical Memoranda	4	24			8		36	1,177	6,296	0	0	896	0		8,368		8,368
4.2	Section 4(f)- Concurrence Letter	4	4					8	1,177	1,049	0	0	0	0		2,226		2,226
4.3	Right of Way Certification	2	4	16				22	589	1,049	2,406	0	0	0		4,043		4,043
4.4	Request for Authorization (E-76)	2	8	12				22	589	2,099	1,804	0	0	0		4,491		4,491
5	Caltrans Encroachment Permit Coordination	8	40	24					2,354	10,493	3,608	0	0	0		16,455		16,455
6	Geotechnical Engineering (CEG)																33,000	33,000
7	Topographic Survey and Right of Way Engineering (QRLS)																24,220	24,220
8	Utility Potholing (Allowance for 1 Days)																10,000	10,000
9	Public Outreach	6			16			22	1,766	0	0	2,150	0	0		3,915		3,915
10	Green Infrastructure Report (C.3)	6	2			40		48	1,766	525	0	0	4,479	0		6,769		6,769
11	Structural Design PS&E (JMEC)																81,943	81,943
12	Landscape Design PS&E (AAA)																34,070	34,070
13	Lighting, Signals, Security Camera and Traffic (F&P)																78,985	78,985
14	35% P&E	24	40	80	90	120		354	7,063	10,493	12,028	12,092	13,436	0		55,112		55,112
15	65% P&E	16	40	60	80	100		296	4,709	10,493	9,021	10,748	11,196	0		46,167		46,167
16	95% PS&E	24	70	80	100	120		394	7,063	18,362	12,028	13,436	13,436	0		64,324		64,324
17	Bid Documents	24	24	40	50	60		198	7,063	6,296	6,014	6,718	6,718	0		32,808		32,808
18	Bid Support	2	4	8				14	589	1,049	1,203	0	0	0		2,841		2,841
	Reimbusable Expenses														3,147	3,147		3,147
	Contingency																	52,000
	Total	280	323	360	412	464	18.5	1,786	82,404	84,728	54,126	55,355	51,951	2,071	3,147	333,782	262,218	648,000

EXHIBIT 10-O2 CONSULTANT CONTRACT DBE COMMITMENT

1. Local Agency: City of Pittsburg 2. Contract DBE Goal: 14%
3. Project Description: BART Pedestrian/ Bicycle Connectivity Project, Federal Project Number CML-5127(036)
4. Project Location: City of Pittsburg
5. Consultant's Name: Harrison Engineering Inc. 6. Prime Certified DBE: ☐ 7. Total Contract Award Amount: $ 648,000
8. Total Dollar Amount for ALL Subconsultants: $ 262,218 9. Total Number of ALL Subconsultants: 5

10. Description of Work, Service, or Materials Supplied	11. DBE Certification Number	12. DBE Contact Information	13. DBE Dollar Amount
Landscape Architecture	12112	Abey Arnold Associates 1005 A Street, Ste 305, San Rafael CA	34,070
Structural Engineering	7646	JMEC Engineering 165 LENNON LANE, SUITE 106, Walnut Creek, CA 94598	81,943
Local Agency to Complete this Section		**14. TOTAL CLAIMED DBE PARTICIPATION**	**$116,013** **17.9%**

20. Local Agency Contract Number:
21. Federal-Aid Project Number:
22. Contract Execution Date:

Local Agency certifies that all DBE certifications are valid and information on this form is complete and accurate.

23. Local Agency Representative's Signature 24. Date
25. Local Agency Representative's Name 26. Phone
27. Local Agency Representative's Title

IMPORTANT: Identify all DBE firms being claimed for credit, regardless of tier. Written confirmation of each listed DBE is required.

15. Preparer's Signature 16. Date: Sept. 25, 2019
17. Preparer's Name: Randell T Harrison 18. Phone: (925) 691-0450 x101
19. Preparer's Title: President

DISTRIBUTION: 1. Original – Local Agency
2. Copy – Caltrans District Local Assistance Engineer (DLAE). Failure to submit to DLAE within 30 days of contract execution may result in de-obligation of federal funds on contract.

ADA Notice: For individuals with sensory disabilities, this document is available in alternate formats. For information call (916) 654-6410 or TDD (916) 654-3880 or write Records and Forms Management, 1120 N Street, MS-89, Sacramento, CA 95814.

INSTRUCTIONS – CONSULTANT CONTRACT DBE COMMITMENT

CONSULTANT SECTION

1. Local Agency - Enter the name of the local or regional agency that is funding the contract.
2. Contract DBE Goal - Enter the contract DBE goal percentage as it appears on the project advertisement.
3. Project Description - Enter the project description as it appears on the project advertisement (Bridge Rehab, Seismic Rehab, Overlay, Widening, etc).
4. Project Location - Enter the project location as it appears on the project advertisement.
5. Consultant's Name - Enter the consultant's firm name.
6. Prime Certified DBE - Check box if prime contractor is a certified DBE.
7. Total Contract Award Amount - Enter the total contract award dollar amount for the prime consultant.
8. Total Dollar Amount for ALL Subconsultants – Enter the total dollar amount for all subcontracted consultants. SUM = (DBEs + all Non-DBEs). Do not include the prime consultant information in this count.
9. Total number of ALL subconsultants – Enter the total number of all subcontracted consultants. SUM = (DBEs + all Non-DBEs). Do not include the prime consultant information in this count.
10. Description of Work, Services, or Materials Supplied - Enter description of work, services, or materials to be provided. Indicate all work to be performed by DBEs including work performed by the prime consultant's own forces, if the prime is a DBE. If 100% of the item is not to be performed or furnished by the DBE, describe the exact portion to be performed or furnished by the DBE. See LAPM Chapter 9 to determine how to count the participation of DBE firms.
11. DBE Certification Number - Enter the DBE's Certification Identification Number. All DBEs must be certified on the date bids are opened.
12. DBE Contact Information - Enter the name, address, and phone number of all DBE subcontracted consultants. Also, enter the prime consultant's name and phone number, if the prime is a DBE.
13. DBE Dollar Amount - Enter the subcontracted dollar amount of the work to be performed or service to be provided. Include the prime consultant if the prime is a DBE. See LAPM Chapter 9 for how to count full/partial participation.
14. Total Claimed DBE Participation - $: Enter the total dollar amounts entered in the "DBE Dollar Amount" column. %: Enter the total DBE participation claimed ("Total Participation Dollars Claimed" divided by item "Total Contract Award Amount"). If the total % claimed is less than item "Contract DBE Goal," an adequately documented Good Faith Effort (GFE) is required (see Exhibit 15-H DBE Information - Good Faith Efforts of the LAPM).
15. Preparer's Signature - The person completing the DBE commitment form on behalf of the consultant's firm must sign their name.
16. Date - Enter the date the DBE commitment form is signed by the consultant's preparer.
17. Preparer's Name - Enter the name of the person preparing and signing the consultant's DBE commitment form.
18. Phone - Enter the area code and phone number of the person signing the consultant's DBE commitment form.
19. Preparer's Title - Enter the position/title of the person signing the consultant's DBE commitment form.

LOCAL AGENCY SECTION

20. Local Agency Contract Number - Enter the Local Agency contract number or identifier.
21. Federal-Aid Project Number - Enter the Federal-Aid Project Number.
22. Contract Execution Date - Enter the date the contract was executed.
23. Local Agency Representative's Signature - The person completing this section of the form for the Local Agency must sign their name to certify that the information in this and the Consultant Section of this form is complete and accurate.
24. Date - Enter the date the DBE commitment form is signed by the Local Agency Representative.
25. Local Agency Representative's Name - Enter the name of the Local Agency Representative certifying the consultant's DBE commitment form.
26. Phone - Enter the area code and phone number of the person signing the consultant's DBE commitment form.
27. Local Agency Representative Title - Enter the position/title of the Local Agency Representative certifying the consultant's DBE commitment form.

CERTIFICATE OF COMPLIANCE WITH LABOR CODE § 3700

I am aware of the provisions of Section 3700 of the Labor Code which require every employer to be insured against liability for workers' compensation or to undertake self-insurance in accordance with the provisions of that code, and I will comply with such provisions before commencing the performance of the work of this contract.

CONSULTANT

By: 

Title: President

2784982.1

OFFICE OF THE CITY MANAGER/EXECUTIVE DIRECTOR
65 Civic Avenue
Pittsburg, CA 94565

TO: Mayor and Council Members

FROM: Garrett Evans, City Manager

SUBJECT: Receive and File the Measure M Citizens Oversight Committee Report – Final Fiscal Year 2018-19 usage and Excess Carryforward to Fiscal Year 2019-20

MEETING DATE: December 16, 2019

EXECUTIVE SUMMARY

On June 5, 2012 the voters of Pittsburg passed Measure P, the Pittsburg Preservation of Citywide Services Temporary Funding Transactions and Use Tax Ordinance. The ordinance established a one-half of one percent (0.5%) use and transaction tax. On June 7, 2016, the voters of Pittsburg passed Measure M, extending the use and transaction tax to June 30, 2035. The measures require the establishment of a Citizens Oversight Committee ("Committee") charged with making recommendations to the City Council for the use of the revenue. This item is the Committee's report on the receipt and use of these funds for Fiscal Year 2018-19 and a recommendation for the excess over budget to be carried forward to Fiscal Year 2019-20.

FISCAL IMPACT

There is no fiscal impact in accepting the Committee's report on the final usage of the Fiscal Year 2018-19 Measure M funds.

RECOMMENDATION

City Council accept the final accounting for Fiscal Year 2018-19 Measure M revenue and expenditure report as prepared by the Citizens Oversight Committee.

BACKGROUND

On June 5, 2012 the voters of Pittsburg passed Measure P with an affirmative vote of 73.69%, establishing a one-half of one percent (0.5%) use and transaction tax. On June 7, 2016, the voters passed Measure M with an affirmative vote of 81.57% extending the use and transaction tax to June 30, 2035.

Both ballot measures required a Citizens Oversight Committee that is charged with reviewing the use of and making recommendations to the City Council for future uses of the tax revenues.

SUBCOMMITTEE FINDINGS

The Finance Subcommittee was provided an accounting of both revenues and expenditures associated with Measure M for Fiscal Year 2018-19. Revenues received were $189,677 more than Fiscal Year 2017-18, however they were $104,479 less than budgeted in Fiscal Year 2018-19. Expenses were found to follow the requirements and intent of Measure M as presented to the Committee when approved.

STAFF ANALYSIS

The Citizen Oversight Committee is to (1) receive information from City staff on the receipt of revenue and the expenditure of funds from the Measure, (2) provide recommendations to the City Council on the use of the Measure's revenue, (3) produce a report that records the results of its recommendations for expenditure of the revenue generated from the tax, and (4) present the report to the City Council at a public meeting and be made a public record. Citizen Oversight Committee meetings will be open to the public and subject to the Brown Act.

The Committee met on November 18, 2019 to review the final revenues and expenditures of Measure M funds for Fiscal Year 2018-19. The budgeted amounts for Fiscal Year 2018-19 where as follows:

Budgeted Item	Budgeted Amount	Percentage
Public Safety – Police	$4,067,380	85.75%
Senior Center	$379,464	8.00%
Economic Development	$130,441	2.75%
Youth Services	$83,008	1.75%
Streets	$83,008	1.75%
Total	$4,743,301	100.00%

The attached summary shows the funds spent as prescribed in Measure M and as a part of the overall General Fund expenditure plan.

ATTACHMENTS: Citizens Oversight Committee Opinion
Summary of Measure M Funds for Fiscal Year 2018-19

Report Prepared By: Brad Farmer, Director of Finance

Summary of Mearsure M Funds for Fiscal Year 2018-19

	Budgeted	Actual	Variance	
Revenues	$ 4,743,301	$ 4,638,822	$ (104,479)	-2.20%
Expenses				
Public Safety - Police				
Admin		$ 6,425,938		
Operations		14,968,964		
Investigations		3,534,994		
Support Services		3,363,837		
Family Justice Services		44,627		
Marine Patrol		9,313		
Police	$ 4,067,380	28,347,673	$ 24,280,293	
Senior Center	379,464	483,453	103,989	
Economic Development	130,441	301,394	170,953	
Youth				
Admin		165,117		
Youth Activities		40,322		
Summer Youth		10,882		
Aquatics		185,469		
Sports		186,771		
Special Interest Classes		2,257		
Community Events		25,259		
Small World Park		126,852		
Youth	83,008	742,929	659,921	
Streets	83,008	2,366,113	2,283,105	
Total Expenses	$ 4,743,301	$ 32,241,562	$ 27,498,261	



November 18, 2019

To: City Council

From: Measure M Oversight Committee

Re: Measure M Fund usage for Fiscal Year 2018-19

We the members of the Measure M Oversight Committee have reviewed both the revenues generated and the expenditures of Measure M funds by the City of Pittsburg for the fiscal year 2018-19. We find the City has met the requirements and has spent Measure M funds as allowed and established by the ballot presented to the voters for the original Measure P and subsequent Measure M.

For Fiscal Year 2018-19 Measure M generated actual receipts were $104,479 less than projected. Therefore, there are no recommended carryforward items this year.

The Committee will next meet in the spring of 2020 to recommend allocation of Measure M funds for Fiscal Year 2020-21.

Respectfully,

Greg Logaburn, Member
Nancy Hairsine, Member
Patt Young, Member
Veronica Pope, Member
Wolfgang Croskey, Member

OFFICE OF THE CITY MANAGER/EXECUTIVE DIRECTOR
65 Civic Avenue
Pittsburg, CA 94565

TO: Mayor and Council Members

FROM: Garrett Evans, City Manager

SUBJECT: Receive and File Staff's Report on the Review of Development Impact Fees Received by the City of Pittsburg that are Subject to AB 1600 Reporting Requirements

MEETING DATE: December 16, 2019

EXECUTIVE SUMMARY

AB 1600 (Government Code Sections 66000–66008) requires cities to justify and account for developer fees which they enact, increase or impose as a condition of new development for the purposes of financing "public facilities and improvements." AB 1600 also requires an annual review of the developer fees that have been collected and spent during the previous year. This report fulfills the AB 1600 requirements.

FISCAL IMPACT

There is no fiscal impact to receive staff's report on the review of the Development Impact Fees received by the City of Pittsburg.

RECOMMENDATION

Receive and file staff's report pertaining to the review of Development Impact Fees received by the City of Pittsburg that are subject to AB 1600 reporting requirements.

BACKGROUND

Many cities charge fees on new development to fund public facilities and improvements such as streets, libraries, sewer and water systems and storm drains. These fees are commonly known as Development Impact Fees. In order to ensure that these fees are spent in a timely manner and on projects for which they were collected, the State Legislature passed a bill known as AB 1600 (Mitigation Fee Act). This bill applies to developer fees increased or imposed, on or after January 1, 1989. AB 1600 enacts Government Code Sections 66000-66008 that generally contain the following four requirements:

1. A local jurisdiction must follow the process set forth in the bill and make certain determinations regarding the purpose and use of the fees, and establish a “nexus” or connection between a development project or class of project and the public improvement being financed with the fee.

2. The fee revenue must be segregated from the general fund in order to avoid commingling of public improvement fees and the general fund.

3. If a local jurisdiction has had possession of a developer fee for five years or more and has not committed that money to a project or actually spent that money, then it must make findings describing the continuing need for that money. In addition, an annual report must be made of fees collected, interest earned, projects on which fees were expended, and any transfers or loans from the fee account. This report is to be reviewed by the local agency assessing the fees.

4. If a local jurisdiction cannot make the findings required under Paragraph 3, the city or county must refund the fees collected.

It should be noted that AB 1600 reporting requirements do not apply to the following fees:

Fees charged in lieu of parkland dedication
Regulatory and processing fees
Fees collected pursuant to development agreements
Fees collected pursuant to a reimbursement agreement that exceeds the developer’s share of an improvement
Assessment district proceeds or taxes

SUBCOMMITTEE FINDINGS

This item was not presented to a subcommittee.

STAFF ANALYSIS

The City of Pittsburg assesses the following Developer Impact Fees:

Kirker Creek Drainage Fee
Local Traffic Mitigation Fee
Park Dedication Fee
Inclusionary Housing In-Lieu Fee
Traffic Impact Fair Share Fee
Pittsburg Regional Transportation Development Impact Mitigation Fee
Water Facility Reserve Fees
Sewer Facility Reserve Fees

The Traffic Mitigation Fees, Pittsburg Regional Transportation Development Impact Mitigation Fees, Kirker Creek Drainage Fees, Inclusionary Housing In-Lieu Fees, Traffic Impact Fair Share Fee and the Sewer and Water Facility Reserve Fees that the City of Pittsburg collects, qualify as Development Impact Fees. Therefore, these fees must comply with the above referenced Government Code. Government Code Section 66001 requires the City to make available to the public certain information regarding development impact fees for each fund within 180 days after the end of the fiscal year.

Expenditures of the fees collected must occur within a 5-year period of collection unless the City can make the appropriate findings that there remains reasonable relationships between the current need for the fees and the purpose for which they were originally proposed.

Kirker Creek Drainage Fees collected in the amount of $269,146 have been on deposit for over five years and these findings are stated on page 2 of the attached report. In summary, the Kirker Creek Drainage Fund is insufficient to construct the prioritized improvements recommended in the 2001 Storm Water Master Plan. As development continues in the Kirker Creek watershed area, additional funds will be collected and deposited for construction of the prioritized improvements.

In addition, there are Traffic Impact Fair Share funds in the amount $505,803 that have been on deposit for over five years and these findings are stated on Page 8 of the attached report. In summary, the fair share funds have been on deposit to address future capital projects in the areas near West Leland Road/Oak Hills Drive; East Leland Road/Century Boulevard; Willow Pass Road/Avila Road; San Marco Boulevard/West Leland Road; and Bailey Road/West Leland Road. The funding held on deposit will be augmented as development in the respective areas occur.

Although the Park Dedication Fee is covered under the Quimby Act and not AB 1600, staff has included the Park Dedication Fee in this report for reporting purposes only.

ATTACHMENTS:
AB1600 Report
On File in the Office of the City Clerk

Report Prepared By:
Janielyn Bayona, Finance Division Manager

Kirker Creek Drainage Fees Revenues and Expenditures - Fund 302 FY14/15 - FY18/19	FY 14/15	FY 15/16	FY 16/17	FY 17/18	FY 18/19
Fund Balance - July 1	**1,246,441**	**668,963**	**424,216**	**408,774**	**391,638**
REVENUES:					
Kirker Creek Drainage Fees Collected	99,647	14,232		-	335
Other Revenue:					
Interest Earnings	9,859	7,219	1,716	2,164	12,292
Funding from Outside Sources for Kirker Creek Slide Repair					
Sale of Plans & Specs	360	-	-		
Transfers-In:		15,407	1,473	9,911	
Total Revenues:	**109,866**	**36,858**	**3,189**	**12,075**	**12,628**
EXPENDITURES:					
Project Expenditures:					
Railroad Ave. Storm Drainage Improvements	670,716	163,934		1,653	2,905
Pump Station Repairs		59,550	1,330	9,911	-
Transfers - Out:					
Tsfr-Out to General Fund (Engineering Support)	16,628	16,961	17,301	17,647	18,000
Tsfr-Out to NPDES		41,160			
Total Expenditures:	**687,344**	**281,605**	**18,631**	**29,211**	**20,905**
Revenues Over/Under Expenditures:	**(577,478)**	**(244,747)**	**(15,442)**	**(17,136)**	**(8,277)**
Fund Balance - June 30	**$ 668,963**	**$ 424,216**	**$ 408,774**	**$ 391,638**	**$ 383,361**

There have been no fee refunds to-date.

The description of this fee and fee amounts are attached per Ordinance No. 01-1180 dated April 16, 2001 and Ordinance No. 05-1236 dated 02/07/05.

The proposed five-year CIP will be considered for adoption by the City Council at the December 16, 2019 Regular Meeting.

KIRKER CREEK DRAINAGE FEES

Fiscal Year Collected	Amt. Collected
FY 06/07	165,612
FY 07/08	78,676
FY 08/09	1,526
FY 09/10	18,986
FY 10/11	61
FY 11/12	1,638
FY 12/13	1,937
FY 13/14	710
Total Fees :	**269,146**

The above fees collected in the amount of $269,146 have been on deposit for over 5 years. Findings are as follows:

The Kirker Creek Drainage Fee was established in May 2001 for the purpose of providing funding for improvements to the storm water drainage system, which was overwhelmed by floodwaters in 1998. The City Council adopted Ordinance No. 01-1180 on May 7, 2001, adding Chapter 15.104, entitled "Storm Water Management Plan for Kirker Creek Watershed Drainage Area", to the Pittsburg Municipal Code. Chapter 15,104.080 set out a fee schedule, currently $0.68 per square foot of impervious area for commercial development in the watershed. Fees collected are deposited in the account of the drainage facilities fund, and may be expended for land acquisition, construction, engineering, administration, repair, maintenance and operation of planned drainage facilities or to reduce the principal or interest of any bonded indebtedness of the drainage area.

Some of these fees were collected more than five years ago. Currently, the Kirker Creek Drainage Fund is insufficient to construct all of the improvements recommended in the 2001 Storm Water Master Plan. As development continues in this area of the City, additional funds will be collected and deposited into the Kirker Creek Drainage Fund and used to construct improvements identified by the 2001 Master Plan. Unfortunately, the timing of these funds is dependent on the pace of development within the watershed and is therefore inexact.

Reviewed and Confirmed By: Jill Hecht

Jill Hecht - Director of Community Development

Local Traffic Mitigation Fees Revenues and Expenditures - Fund 303 FY14/15 - FY18/19	FY 14/15	FY15/16	FY16/17	FY17/18	FY18/19
Fund Balance - July 1	**2,687,799**	**2,827,060**	**2,768,463**	**2,490,964**	**2,174,701**
REVENUES:					
Traffic Mitigation Fees Collected	202,298	205,316	198,531	198,647	1,443,301
Transfers-in from Reg Traffic Mitigation					420,069
Other Revenue:					
Interest Earnings	25,676	42,657	9,548	13,004	68,485
Grant Revenue					
CCTA Reimbursement (California Ave Widening)					
Contra Costa Housing Authority Portion of Funding (El Pueblo Street Rehab)					
Sale of Plans and Specifications					
Total Revenues:	**227,974**	**247,973**	**208,079**	**211,651**	**1,931,855**
EXPENDITURES:					
Project Expenditures:					
California Ave. Widening Phase I (North)	8,919	9,005	2,976	4,673	5,000
W. Leland Road Extension (San Marco to Avila)	670	4,470	3,164	2,346	14,449
San Marco Blvd/ Santa Teresa Signal	147	4,709	5,665	131,935	
Intelligent Transportation System Upgrade		213,252	3,933		289
San Marco Right Turn @West Leland				54,367	-
James Donlon Blvd Extension PHASE I				181,350	2,167,793
Other Expenditures:					
Administration/Engineering Support	74,238	75,134	76,976	79,967	83,359
Transfers - Out:					
Tsfr-Out to Gas Tax - 15/16 Citwide Pavement Management Project				73,276	
Tsfr-Out to Pittsburg CIP - Traffic Signal Installation (3104)			92,864		
Tsfr-Out to Measure J - BART Multimodal Facility			300,000		
Total Expenditures:	**88,712**	**306,570**	**485,578**	**527,914**	**2,270,890**
Revenues Over/Under Expenditures:	**139,262**	**(58,597)**	**(277,499)**	**(316,263)**	**(339,035)**
Fund Balance - June 30	**$ 2,827,060**	**$ 2,768,463**	**$ 2,490,964**	**$ 2,174,701**	**$ 1,835,666**

There have been no fee refunds to-date.

The description of this fee and fee amounts are attached per Resolution No. 06-10687 dated December 18, 2006.

The proposed five-year CIP will be considered for adoption by the City Council at the December 16, 2019 Regular Meeting.

*A portion of these funds have been allocated towards the West Leland Extension ($15,822) and San Marco Right Turn @ W. Leland ($45,633)

Park Dedication Fees Revenues and Expenditures - Fund 304 FY14/15 - FY18/19	FY 14/15	FY 15/16	FY16/17	FY17/18	FY18/19
Fund Balance - July 1	**1,760,061**	**942,801**	**1,492,823**	**1,389,615**	**1,284,856**
REVENUES:					
Park Dedication Fees Collected	183,485	637,453	1,590,900	19,531	58,160
Other Revenue:					
Interest Earnings	22,783	20,168	3,754	1,217	32,801
Sale of Plans and Specs	428				
Donations - John Buckley Square Project	9,000				
Measure WW Grant - Ambrose Park Pool Renovation	19,842	(19,842)	1,192,053	153,957	
Ambrose Park Pool Renovation - County Share		150,000	100,000		
Ambrose Park Pool Renovation - Ambrose District Share		227,000	22,000		
Grant Revenue (Soccer Fields)					
John Henry Johnson Park - Housing Related Parks Grant	7,967	43,885			
Transfers-In:					
Tsfr-In from 2006 RDA Tax Exempt Bond - Old Town Plaza					
Interfund Loan from Sewer Fund - John Buckley Square	400,000				
Interfund Loan from Pittsburg Power Fund - John Buckley Square	400,000				
Tsfr-In from City Capital Impr Fund - John Buckley Square	360,000				
Tsfr-In from Infrastructure Repair/Rplcment Fund - Buckley Square	300,000			(40,481)	
Total Revenues:	**1,703,505**	**1,058,664**	**2,908,707**	**134,224**	**90,962**
EXPENDITURES:					
Project Expenditures:					
Small World Park New Features	61,822	13,383		935	
Ambrose Park Master Plan & Improvements	118,486	156,828	2,058,168	135,305	3,720
John Henry Johnson Park Improvements	7,967	6	42,580	1,299	
San Marco Park	133	867	24,556	23,477	359,665
John Buckley Square (Old Town Park)	2,264,454	235,724	18,380	10,901	
Highlands Ranch Dog Park	311				
Buchanan Swim Center Wading Pool Heater	12,020				
DeAnza Park Rehabilitation		44,121			5,879
PK-3 Small World Park Improvements					23,438
PK-6 City Park Soccer Field Replacement					14,680
PK-9 Annual Park Features Replacement					15,093
PK-10 Biennual Restroom Repl/Rehab					6,377
Interest Accrual - Interfund Loans	1,808	3,413	6,539		
Interfund Loan Payoff to Sewer Fund			402,610		
Interfund loan Payoff to Power Fund			402,610		
Other Expenditures:					
Administration/Engineering Support					
Transfers - Out:					
Tsfr-Out to General Fund - Engineering Support	53,763	54,300	56,472	58,731	59,906
Tsfr-Out to Measure J Fund					108,689
Tsfr-Out to Gas Tax Fund - Standard Detail Update				8,335	22,665
Total Expenditures:	**2,520,764**	**508,642**	**3,011,916**	**238,983**	**620,111**
Revenues Over/Under Expenditures:	**(817,259)**	**550,022**	**(103,209)**	**(104,759)**	**(529,149)**
Fund Balance - June 30	**$ 942,801**	**$ 1,492,823**	**$ 1,389,615**	**$ 1,284,856**	**$ 755,706**

There have been no fee refunds to-date.

The description of this fee and fee amounts are attached per Ordinance No. 06-1275 dated October 16, 2006.

The five-year CIP was adopted by the City Council on October 1, 2018 per Resolution No. 18-13532

The proposed five-year CIP will be considered for adoption by the City Council at the December 16, 2019 Regular Meeting.

*A major portion of these funds have been allocated towards the following: San Marco Blvd Class I Trail ($64,364) , West Leland Street Lighting ($25,000), Ambrose Park Master Plan ($14,932), Small World Park Improvements ($990), Annual Playground Replacement ($160,000), City Park Soccer Field Turf Replacement ($235,320), Annual Park Features Replacement ($134,907), Biennual Restroom Replacement/Rehab ($133,623), Annual Park Sign Replacement ($50,000), Bienniel Playfield Replacement ($116,570), Annual Park and Landscaping Improvements ($200,000), Downtown Ice Rink ($300,000),

Inclusionary Housing In-Lieu Fees Revenues and Expenditures - Fund 305 FY14/15 - FY18/19	FY 14/15	FY 15/16	FY 16/17	FY 17/18	FY 18/19
Fund Balance - July 1	**378,093**	**381,635**	**387,492**	**389,133**	**391,255**
REVENUES:					
Inclusionary Housing In Lieu Fees Collected					
Other Revenue:					
Interest Earnings	3,543	5,857	1,641	2,122	12,759
Transfers-In:					
Total Revenues:	**3,543**	**5,857**	**1,641**	**2,122**	**12,759**
EXPENDITURES:					
Project Expenditures:					
Transfers - Out:					
Total Expenditures:	**-**	**-**	**-**	**-**	**-**
Revenues Over/Under Expenditures:	**3,543**	**5,857**	**1,641**	**2,122**	**12,759**
Fund Balance - June 30	**$ 381,635**	**$ 387,492**	**$ 389,133**	**$ 391,255**	**$ 404,014**

There have been no fee refunds to-date.

The description of this fee and fee amounts are attached per Resolution No. 05-10215 dated 2/7/2005 and Ordinance No. 04-1229 dated 11/15/04.

Of these fees, $380,000 will be used to help finance construction of 29 new affordable housing units by Veterans Square L.P. (Developer) per Resolution No. 19-329 dated 09/16/19.

Traffic Impact Fair Share Fund Revenues and Expenditures - Fund 306 FY14/15 - FY18/19	FY 14/15	FY 15/16	FY 16/17	FY 17/18	FY 18/19
Fund Balance - July 1	**499,731**	**504,413**	**512,155**	**487,174**	**489,831**
REVENUES:					
Traffic Impact Fair Share Fees Collected					
Other Revenue:					
Interest Earnings	4,682	7,742	2,067	2,657	15,973
Transfers-In:					
Total Revenues:	**4,682**	**7,742**	**2,067**	**2,657**	**15,973**
EXPENDITURES:					
Reimbursements - Prior Year Revenue					
Transfer-Out to General Fund (Staff Time - Liaison with CCTA)					
Transfer-Out to RDA CIP - Bailey Road Improvements Project					
To Traffic Signal @ Balclutha & Willow Pass (Project Funding)					
To CCTA for Design & Construction of Frontage Improvements - California Ave.					
Transfer-Out to Pittsburg CIP - Traffic Signal Installation			27,048		
Total Expenditures:	**-**	**-**	**27,048**	**-**	**-**
Revenues Over/Under Expenditures:	**4,682**	**7,742**	**(24,981)**	**2,657**	**15,973**
Fund Balance - June 30	**$ 504,413**	**$ 512,155**	**$ 487,174**	**$ 489,831**	**$ 505,805**

11/14/13 - A fee refund of $3,750.00 + $726.00 interest was paid to Empire Business Park (Lonne Carr). Refund due to a deposit intended to extend the left turn lanes at the intersection that was proposed, however there are no plans by the City, Contra Costa County or Caltrans to complete this at this time.

Description of fee:

Traffic Impact Fair Share fees were collected for the purpose of funding transportation projects in the area of new developments. Developers of individual projects paid a fee consistent with their percentage share of the cost of the traffic project, such as road widening or traffic signal, made necessary by their development. The share of responsibility was determined by a traffic study required by the City during the permit approval process. For example, if a fast food restaurant was determined by a traffic study to add 3 percent of the traffic at an intersection that will need a traffic signal, the developer would pay a fee in an amount equivalent to 3 percent of the cost of a signal, or $6,600 for a $220,000 traffic signal project. (See attachment for the amount collected per developer and the description of the specific traffic impact.)

ACCOUNT # 306-55501-5495
TRANSPORTATION MITIGATION (TRAFFIC IMPACT) FAIR SHARE REVENUE
at June 30, 2019

Deposit #	Date	Payee	Description	Amt. Paid	*Interest Earned	Receipt #	Funds Used or Returned	Balance
1	05/18/01	A. D. Seeno	Fair Share - West Leland Signal at Oak Hills Drive	19,415.00	8,065.22	R000595397	(27,048.00)	$ 432
2	05/18/01	A. D. Seeno	Re-Align Driveway at Los Medanos College with Signal at Leland and Century Blvd.	78,774.52	37,899.49	R000595312	-	$ 116,674
3	12/12/06	William Lyon Homes	Fair Share for Intersection Improvements at - (1) West Leland Rd/Bailey Road Intersection (2) Avila Road/Willow Pass Road (3) San Marco/West Leland Intersection	351,448.00	67,248.89	0634602-1#17	(30,000.00)	$ 388,697
			Totals:	**$ 449,637.52**	**$ 113,213.60**		**$ (57,048)**	**$ 505,803**

Funds related to Items 1, 2, and 3 have been on deposit for over 5 years. Findings are as follows:

1 Traffic Signal at West Leland Road and Oak Hills Drive has been completed. Additional development on the vacant parcel between the Oak Hills Shopping Center and BART will also contribute a share of the traffic impacts at this intersection once it is constructed. A separate traffic signal project lies within the project area for several infrastructure projects planned in the Bailey Road/Leland Road area. The pace of development in this area is outside the City's control. Once the remaining development in the area is identified, the intersection will be redesigned and signalized using these funds and Local Traffic Mitigation Fee funding.

2 Fees collected in the amount of $78,774.52 are for improvements to the intersection of East Leland Road and Century Boulevard, near the intersection of East Leland Road and Los Medanos College's eastern entrance. This project is included in the City's adopted Capital Improvement Program as ST-30, but has not yet been scheduled or constructed. Additional development on a vacant parcel on the southeast corner of this intersection will also contribute a share of the traffic impacts at this intersection. A roadway that is proposed to connect this intersection with Buchanan Road and James Donlon Boulevard may also contribute to these impacts. The pace of development in this area is outside the City's control, but it is a factor that has delayed implementation of this project. Once the remaining development in the area is identified, the project will be designed and constructed using these funds.

3 Intersection improvements are planned at three intersections that will be impacted by development in this area of the city. Specifically,

(a) At Willow Pass Road and Avila Road, including addition of left turn lanes in the westbound and southbound directions, and a right turn lane from the northbound direction; and

(b) At San Marco Boulevard and West Leland Road, including converting northbound shared lane into exclusive right turn lane, and convert northbound left turn lane to a thru-lane; and

(c) At Bailey Road and West Leland Road, including addition of westbound shared thru/right turn lane, addition of eastbound left turn lane, and eastbound right turn lane.

The timing of the construction of these projects is subject to the pace of development in the area of the City, among other factors. In addition, a portion of the project area lies outside the City's jurisdiction. These funds will be retained pending development of a project scope, schedule and design.

* Interest in FY 2016/17 was misallocated. The original allocations were $117.07 to Deposit 1, $477.03 to Deposit 2 and $1,473.89 to Deposit 3. The correct allocations were $1.77 to Deposit 1, $474.78 to Deposit 2 and $1,590.45 to Deposit 3. This correction is reflected in the current table.

Reviewed and Confirmed By: Jill Hecht

Jill Hecht - Director of Community Development

Pittsburg Regional Transportation Development Impact Mitigation (PRTDIM) Fees Revenues and Expenditures - Fund 307 FY14/15 - FY18/19		FY 14/15	FY 15/16	FY 16/17	FY 17/18	FY 18/19
Fund Balance - July 1		**5,973,086**	**2,346,247**	**2,381,746**	**1,673,471**	**632,061**
REVENUES:						
PRTDIM Fees Collected		-	-	17,176	-	
Other Revenue:						
Interest Earnings		32,396	36,001	9,563	6,420	100,092
Prior Year Revenue		-	-	-	-	(17,176)
Transfers-In:						
Total Revenues:		**32,396**	**36,001**	**26,739**	**6,420**	**82,916**
EXPENDITURES:						
Project Expenditures:						
James Donlon Blvd. Extension		126,052	502	270	46,606	-
Railroad Avenue Traffic Siginal Timing				64,630	830	-
Bart Access Improvments Project				15,512	123	-
Bart Parking and Access Strategy				73,603	1,270	-
Transfers - Out:						
Tsfr-Out to eBART CFD	1	233,184	-	580,999		
Transfer-Out (Interfund Loan to eBART CFD)	1	3,300,000	-	-	-	
Transfer-Out to Measure J (BART Multimodal)					999,001	
Transfer-Out to Local TMF Fund						420,069
Total Expenditures:		**3,659,236**	**502**	**735,014**	**1,047,830**	**420,069**
Revenues Over/Under Expenditures:		**(3,626,839)**	**35,499**	**(708,275)**	**(1,041,410)**	**(337,153)**
Fund Balance - June 30		**$ 2,346,247**	**$ 2,381,746**	**$ 1,673,471**	**$ 632,061**	**$ 294,908**

These fees were used to help fund regional transportation improvements, necessary to offset the impacts of continuing growth and development within the City, and to cooperate with the City's regional partners, including East Contra Costa Regional Fee and Financing Authority (ECCRFFA), to fund and implement transportation projects in the regional area. Fees are no longer retained at the City level, but instead are collected and passed through to ECCRFFA to be used for regional projects.

The description of this fee and fee amounts are attached per Resolution No. 10-11533 dated 09/20/10 and Ordinance No. 10-1329 dated 10/04/10.

[1] An interfund loan was paid out to the eBART CFD fund in the amount of $3,300,000 to partially fund the Pittsburg Center eBART Station project construction. Funds will be repaid as special taxes are received in the development area per CFD 2014-1.

There have been no fee refunds to-date.

The proposed five-year CIP will be considered for adoption by the City Council at the December 16, 2019 Regular Meeting.

* A portion of these fees have been programmed for the James Donlon Blvd Extension Phase I ($236,304) Railroad Ave Traffic Signal Timing, ($4,540) BART Access Improvements ($9,364), BART Parking and Access Strategy ($5,127)

Water Facility Reserve Fees - Water Treatment Plant Expansion Revenues and Expenditures - Fund 502 FY14/15 - FY18/19	FY 14/15	FY 15/16	FY 16/17	FY 17/18	FY 18/19
Fund Balance - July 1	**133,632**	**217,548**	**1,579,399**	**804,648**	**867,412**
REVENUES:					
Water Facility Reserve Fees Collected	87,110	176,477	136,857	74,500	96,937
Other Revenue:					
Interest Earnings	420	24,706	717	3,751	27,046
Sale of Plans & Specs	1,020				
Transfers-In from Water Bond	202,205	786,629	781,568		
Transfers-In from Water Fund			467,732	607,608	34,688
Transfers-In from Water Fund (iBank loan funds)	1,938,432	1,543,952	3,766,561	339,170	
Transfers-In from Water Facility Reserve (Other Fund)		610,668	39,331		
Total Revenues:	**2,229,187**	**3,142,432**	**5,192,766**	**1,025,029**	**158,671**
EXPENDITURES:					
Project Expenditures:					
Water Treatment Plant SCADA Upgrades	3,854	-	36,656	15,487	
Water Treatment Plant Sludge Handling Facility	2,141,417	1,780,581	5,830,861	946,778	34,688
W-55 Buchanan Road Waterline			100,000		
Transfers-Out					
Total Expenditures:	**2,145,271**	**1,780,581**	**5,967,517**	**962,265**	**34,688**
Revenues Over/Under Expenditures:	**83,916**	**1,361,851**	**(774,751)**	**62,764**	**123,982**
Fund Balance - June 30	**$ 217,548**	**$ 1,579,399**	**$ 804,648**	**$ 867,412**	**$ 991,394**

The description of this fee and fee amounts collected prior to August 20, 2005 are attached per Resolution No. 98-8551.

The description of this fee and fee amounts collected on or after August 20, 2005 are attached per Resolution No. 05-10291. Revised fee amounts are attached per Resolution No. 12-11778 dated 02/21/12

The proposed five-year CIP will be considered for adoption by the City Council at the December 16, 2019 Regular Meeting.

* A portion of these funds have been allocated to upgrade the Supervisory Control and Data Acquisition (SCADA) system at the Water Treatment Plant ($8,544), WTP Disinfection Modification & Conversion ($400,000)

Water Facility Reserve Fees - Water Distribution Revenues and Expenditures - Fund 503 FY14/15 - FY18/19	FY 14/15	FY 15/16	FY 16/17	FY 17/18	FY 18/19
Fund Balance - July 1	**96,322**	**292,698**	**407,231**	**394,913**	**383,204**
REVENUES:					
WFR - Water Distribution Fees Collected	194,555	208,348	63,420	231,622	502,803
Other Revenue:					
Interest Earnings	1,821	6,185	1,762	2,122	23,050
Transfers-In:					
Transfers-In from RDA 2006 Tax Exempt TAB					
Total Revenues:	**196,376**	**214,533**	**65,182**	**233,744**	**525,853**
EXPENDITURES:					
Project Expenditures:					
2007/08 Water Main/Service/Valve Replacement					
Delta Diablo Recycled Water - John Buckley Park				102,500	
Waterline School Street between Harbor/Vincent				220,453	
Transfers-Out to Water Facility Reserve Fund 502 - 2016/17 Water Main Installation Project		100,000	77,500	(77,500)	
Total Expenditures:	**-**	**100,000**	**77,500**	**245,453**	**-**
Revenues Over/Under Expenditures:	**196,376**	**114,533**	**(12,318)**	**(11,709)**	**525,853**
Fund Balance - June 30	**$ 292,698**	**$ 407,231**	**$ 394,913**	**$ 383,204**	**$ 909,057**

There have been no fee refunds to-date.

The description of this fee and fee amounts are attached per Resolution No. 05-10291 dated June 20, 2005.
Revised fee amounts are attached per Resolution No.12-11778 dated 02/21/12

These fees ensure the distribution system has available operational capacity to meet the demands of new development outside the Southwest Hills.

The proposed five-year CIP will be considered for adoption by the City Council at the December 16, 2019 Regular Meeting.

*A portion of these funds have been programmed for 10/11 Sewer Replacement Program ($750,000), CCTV/Inspection/Sewer Replacement Program ($77,500)

Water Facility Reserve Fees - Zone 1 & 2 Reservoir Revenues and Expenditures - Fund 504 FY14/15 - FY18/19	FY 14/15	FY 15/16	FY 16/17	FY 17/18	FY 18/19
Fund Balance - July 1	**937,664**	**946,450**	**960,975**	**965,043**	**970,305**
REVENUES:					
WFR - Zone 1/11 Reservoir Fees Collected					
Other Revenue:					
Interest Earnings	8,786	14,525	4,068	5,262	31,641
Transfers-In:					
Total Revenues:	**8,786**	**14,525**	**4,068**	**5,262**	**31,641**
EXPENDITURES:					
Project Expenditures:					
Transfers - Out:					
Total Expenditures:	**-**	**-**	**-**	**-**	**-**
Revenues Over/Under Expenditures:	**8,786**	**14,525**	**4,068**	**5,262**	**31,641**
Fund Balance - June 30	**$ 946,450**	**$ 960,975**	**$ 965,043**	**$ 970,305**	**$ 1,001,946**

There have been no fee refunds to-date.

The description of this fee and fee amounts are attached per Resolution No. 05-10291 dated June 20, 2005. Revised fee amounts are attached per Resolution No. 12-11778 dated 02/21/12

These fees will be used to fund the cost of a water reservoir for Zones 1 and 2 which are not within the Southwest Hills area.

Water Facility Reserve Fees - SE 20" Trans Line Revenues and Expenditures - Fund 505 FY14/15 - FY18/19	FY 14/15	FY 15/16	FY 16/17	FY 17/18	FY 18/19
Fund Balance - July 1	**747,145**	**775,477**	**859,357**	**131,100**	**157,075**
REVENUES:					
WFR - SE 20" Trans Line Fees Collected	21,230	71,135	30,590	25,184	69,538
Other Revenue:					
Interest Earnings	7,102	12,745	1,175	791	6,721
Transfers-In:					
Total Revenues:	**28,332**	**83,880**	**31,765**	**25,975**	**76,258**
EXPENDITURES:					
Project Expenditures:					
Interest Expense			22		
Transfers Out to Water Fund (W-55 Buchanan Road Waterline)			760,000		
Total Expenditures:	**-**	**-**	**760,022**	**-**	**-**
Revenues Over/Under Expenditures:	**28,332**	**83,880**	**(728,257)**	**25,975**	**76,258**
Fund Balance - June 30	**$ 775,477**	**$ 859,357**	**$ 131,100**	**$ 157,075**	**$ 233,334**

There have been no fee refunds to-date.

The description of this fee and fee amounts are attached per Resolution No. 05-10291 dated June 20, 2005.
Revised fee amounts are attached per Resolution No. 12-11778 dated 02/21/12

These fees will be used to fund the Segment 1E and Zone 2 Transmission Pipeline to the new Zone 2 Reservoir.

Water Facility Reserve Fees - SW Hills CIP - Phase I & II Revenues and Expenditures - Fund 506 FY14/15 - FY18/19	FY 14/15	FY 15/16	FY 16/17	FY 17/18	FY 18/19
Fund Balance - July 1	**(0)**	**(0)**	**(0)**	**57,467**	**5,501**
REVENUES:					
WFR - SW Hills CIP Fees Collected	264,975	426,880	272,555	151,251	150,179
Other Revenue:					
Interest Earnings	713	1,743	97		1,840
Refund on Prior Year Revenue - William Lyon (Incl. interest)					
Refund to Discovery Builders- Irrigation Meters @ SMV					
Transfers-In:					
Total Revenues:	**265,688**	**428,623**	**272,652**	**151,251**	**152,018**
EXPENDITURES:					
Project Expenditures:					
Interest Expense			403	34	
Transfers - Out:					
Transfer-Out to Water Revenue Bond (1)	265,688	428,623	214,782	203,183	157,519
Total Expenditures:	**265,688**	**428,623**	**215,185**	**203,217**	**157,519**
Revenues Over/Under Expenditures:	**0**	**-**	**57,467**	**(51,966)**	**(5,501)**
Fund Balance - June 30	**$ (0)**	**$ (0)**	**$ 57,467**	**$ 5,501**	**$ 0**

The description of this fee and fee amounts are attached per Resolution No. 05-10291 dated June 20, 2005.
Revised fee amounts are attached per Resolution No. 12-11778 dated 02/21/12

(1) The fees collected will reimburse Water Bond funds used in prior years to construct the new 3.0 MG Zone 2 Reservoir, two pump stations (Zone 2 & 3) and Transmission Pipeline Segments 2-5 to serve Southwest Hills. Reimbursement will take place as funds become available, starting in Fiscal Year 2011/12. Project Descriptions and Expenses incurred are as follows:

West Leland Waterline	234,766
Vista Del Mar Waterline	235,154
Southwest Hills Water Improvement Project	13,200,368
Total Eligible for Reimbursement:	13,670,288
Reimbursed in Prior Years	(1,208,021)
Reimbursed in Fiscal Year 14/15	(265,688)
Reimbursed in Fiscal Year 15/16	(428,624)
Reimbursed in Fiscal Year 16/17	(214,782)
Reimbursed in Fiscal Year 17/18	(203,183)
Reimbursed in Fiscal Year 18/19	(157,519)
Balance Remaining to Reimburse Water Bond	$ 11,192,471

Water Facility Reserve Fees - SW Hills Phase III Pipe/Reservoir Revenues and Expenditures - Fund 507 FY14/15 - FY18/19	FY 14/15	FY 15/16	FY 16/17	FY 17/18	FY 18/19
Fund Balance - July 1	**1,827,001**	**1,977,678**	**2,156,897**	**2,292,965**	**2,339,136**
REVENUES:					
WFR - SW Hills Phase III Pipe Fees Collected	132,790	147,201	126,385	33,593	9,831
Other Revenue:					
Interest Earnings	17,887	32,018	9,683	12,578	76,212
Transfers-In:					
Total Revenues:	**150,677**	**179,219**	**136,068**	**46,171**	**86,043**
EXPENDITURES:					
Project Expenditures:					
Transfers - Out:					
Total Expenditures:	**-**	**-**	**-**	**-**	**-**
Revenues Over/Under Expenditures:	**150,677**	**179,219**	**136,068**	**46,171**	**86,043**
Fund Balance - June 30	**$ 1,977,678**	**$ 2,156,897**	**$ 2,292,965**	**$ 2,339,136**	**$ 2,425,179**

The description of this fee and fee amounts are attached per Resolution No. 05-10291 dated June 20, 2005.
Revised fee amounts are attached per Resolution No.12-11778 dated 02/21/12

A portion of these funds have been programmed for the Water Main at West Leland, from Water Treatment Plant to Southwest Hills ($1,796,000)

In addition to funding segment P-1, the fees collected will reimburse Water Bond funds used in prior years to construct the new Transmission Pipeline Segments P2-5 to serve Southwest Hills. Reimbursement will take place as funds become available, and after the other segments of the pipeline are completed.

Water Facility Reserve Fees - SW Hills Phase III Pump Revenues and Expenditures - Fund 508 FY14/15 - FY18/19	FY 14/15	FY 15/16	FY 16/17	FY 17/18	FY 18/19
Fund Balance - July 1	**4**	**4**	**4**	**(0)**	**(0)**
REVENUES:					
WFR - SW Hills Phase III Pump Fees Collected					
Other Revenue:					
Interest Earnings	0	0	0	0	
Refund to Discovery Builders- Irrigation Meters @ SMV					
Transfers-In:					
Total Revenues:	**0**	**0**	**0**	**0**	**-**
EXPENDITURES:					
Project Expenditures:					
Transfers - Out:					
Transfer-Out to Water Revenue Bond (1)	-	-	4		
Total Expenditures:	**-**	**-**	**4**	**-**	**-**
Revenues Over/Under Expenditures:	**0**	**0**	**(4)**	**0**	**-**
Fund Balance - June 30	**$ 4**	**$ 4**	**$ (0)**	**$ (0)**	**$ (0)**

The description of this fee and fee amounts are attached per Resolution No. 05-10291 dated June 20, 2005.
Revised fee amounts are attached per Resolution No. 12-11778 dated 02/21/12

(1) The fees collected will reimburse Water Bond funds used in prior years to acquire the Zone 4 site at San Marco for water lines serving Zones 3 and higher within the Southwest Hills area. Reimbursement will take place as funds become available, starting in Fiscal Year 2011/12. Project Description and Expenses incurred are as follows:

San Marco Site Land Acquisition	$325,000
Total Eligible for Reimbursement:	$ 325,000
Reimbursed in FY 2011/12:	(103,102)
Balance Remaining to Reimburse Water Bond	$221,898

Water Treatment Plant Sludge Handling Revenues and Expenditures - Fund 509 FY14/15 - FY18/19	FY 14/15	FY 15/16	FY 16/17	FY 17/18	FY 18/19
Fund Balance - July 1	**188,146**	**295,731**	**0**	**75,989**	**166,546**
REVENUES:					
WFR - Water Treatment Plant Sludge Handling	105,290	212,989	115,500	89,909	119,387
Other Revenue:					
Interest Earnings	2,295	1,948	21	648	7,925
Transfers-In:					
Total Revenues:	**107,585**	**214,937**	**115,521**	**90,557**	**127,311**
EXPENDITURES:					
Project Expenditures:					
Interest Expense			201		
Transfers-Out to Water Facility Reserve - Fund 502 (W-33 WTP Sludge Handling Facility)		510,668	39,331		
Total Expenditures:	**-**	**510,668**	**39,532**	**-**	**-**
Revenues Over/Under Expenditures:	**107,585**	**(295,731)**	**75,989**	**90,557**	**127,311**
Fund Balance - June 30	**$ 295,731**	**$ 0**	**$ 75,989**	**$ 166,546**	**$ 293,858**

The Water Treatment Plant (WTP) Sludge Handling Fee (Fund 509) covers the cost of increasing the WTP's capacity for handling additional sedimentation basin sludge, a result of increased WTP water production resulting from additional development within the City.

Revised fee amounts are attached per Resolution No. 12-11778 dated 02/21/12

(1) $550,000 was programmed for a Sludge Handling Facility at the Water Plant. Fund 502, Water Treatment Plant Expansion funded $300,000 of the project, $250,000 was funded with Sludge Handling funds (fund 509). The balance of $300,000 has been reimbursed from Water Treatment Plant Sludge Handling funds in FY 2015/16.

Water Facility Reserve Fees - Zone 1 Reservoir Revenues and Expenditures - Fund 510 FY14/15 - FY18/19	FY 14/15	FY 15/16	FY 16/17	FY 17/18	FY 18/19
Fund Balance - July 1	**34,221**	**134,804**	**223,973**	**320,266**	**440,985**
REVENUES:					
WFR - Zone 1 Reservoir Fees Collected	99,790	85,880	94,920	118,612	254,174
Other Revenue:					
Interest Earnings	793	3,289	1,373	2,107	19,670
Transfers-In:					
Total Revenues:	**100,583**	**89,169**	**96,293**	**120,719**	**273,844**
EXPENDITURES:					
Project Expenditures:					
Transfers - Out:					
Total Expenditures:	**-**	**-**	**-**	**-**	**-**
Revenues Over/Under Expenditures:	**100,583**	**89,169**	**96,293**	**120,719**	**273,844**
Fund Balance - June 30	**$ 134,804**	**$ 223,973**	**$ 320,266**	**$ 440,985**	**$ 714,829**

There have been no fee refunds to-date.

The description of this fee and fee amounts are attached per Resolution No. 05-10291 dated June 20, 2005.
Revised fee amounts are attached per Resolution No. 12-11778 dated 02/21/12

These fees will be used to fund the cost of a water reservoir for Zones 1 which are not within the Southwest Hills area.

Water Facility Reserve Fees - Zone 2 Reservoir Revenues and Expenditures - Fund 511 FY14/15 - FY18/19	FY 14/15	FY 15/16	FY 16/17	FY 17/18	FY 18/19
Fund Balance - July 1	**-**	**-**	**72,862**	**87,438**	**87,914**
REVENUES:					
WFR - Zone 1 Reservoir Fees Collected		72,065	14,210		22,586
Other Revenue:					
Interest Earnings		797	366	476	3,540
Transfers-In:					
Total Revenues:	**-**	**72,862**	**14,576**	**476**	**26,126**
EXPENDITURES:					
Project Expenditures:					
Transfers - Out:					
Total Expenditures:	**-**	**-**	**-**	**-**	**-**
Revenues Over/Under Expenditures:	**-**	**72,862**	**14,576**	**476**	**26,126**
Fund Balance - June 30	**$ -**	**$ 72,862**	**$ 87,438**	**$ 87,914**	**$ 114,040**

There have been no fee refunds to-date.

The description of this fee and fee amounts are attached per Resolution No. 05-10291 dated June 20, 2005.
Revised fee amounts are attached per Resolution No. 12-11778 dated 02/21/12

These fees will be used to fund the cost of a water reservoir for Zone 2 which are not within the Southwest Hills area.

Sewer Facility Reserve Fees -Collection System Capacity Buy-In Revenues and Expenditures - Fund 522 FY14/15 - FY18/19	FY 14/15	FY 15/16	FY 16/17	FY 17/18	FY 18/19
Fund Balance - July 1	**156,649**	**259,023**	**477,627**	**607,213**	**722,106**
REVENUES:					
Sewer Facility Reserve Buy In - Fees Collected	100,426	212,019	127,008	111,218	517,676
Other Revenue:					
Interest Earnings	1,948	6,585	2,578	3,675	32,796
Transfers-In:					
Total Revenues:	**102,374**	**218,604**	**129,586**	**114,893**	**550,472**
EXPENDITURES:					
Project Expenditures:					
Sewer Line Replacement East of Loveridge					82,312
Transfers - Out:					
Transfer-Out to Sewer Operating - Sewer Rehab					
Total Expenditures:	**-**	**-**	**-**	**-**	**82,312**
Revenues Over/Under Expenditures:	**102,374**	**218,604**	**129,586**	**114,893**	**468,160**
Fund Balance - June 30	**$ 259,023**	**$ 477,627**	**$ 607,213**	**$ 722,106**	**$ 1,190,266**

There have been no fee refunds to-date.

The description of this fee and fee amounts collected prior to August 20, 2005 are attached per Resolution No. 97-8495.

The description of this fee and fee amounts collected on or after August 20,2005 are attached per Resolution No. 05-10291. Revised fee amounts are attached per Resolution No. 05-10372

*Fees have been programmed for the Highway 4 Trunk Line Relief Project ($133,113). Fees have also been programmed for the CCTV/Inspection/Sewer Rehab project ($460,000), Montezuma Pump Station Replacement ($350,000)

Sewer Facility Reserve Fees - Hwy 4 Trunk Line Revenues and Expenditures - Fund 523 FY14/15 - FY18/19	FY 14/15	FY 15/16	FY 16/17	FY 17/18	FY 18/19
Fund Balance - July 1	**15,768**	**17,092**	**17,354**	**20,167**	**20,277**
REVENUES:					
SFR-Pipe - Fees Collected	1,176		5,593		
Other Revenue:					
Interest Earnings	148	262	85	110	
Transfers-In:					
Total Revenues:	**1,324**	**262**	**5,678**	**110**	**-**
EXPENDITURES:					
Project Expenditures:					
Reimbursment - prior year revenue [1]			2,865		
Transfers - Out:					
Total Expenditures:	**-**	**-**	**2,865**	**-**	**-**
Revenues Over/Under Expenditures:	**1,324**	**262**	**2,813**	**110**	**-**
Fund Balance - June 30	**$ 17,092**	**$ 17,354**	**$ 20,167**	**$ 20,277**	**$ 20,277**

[1] A developer refund was made in 2016/17 - for reimbursement of Sanitary Sewer Video costs.

The description of this fee and fee amounts are attached per Resolution No. 05-10291 dated June 20, 2005.
Revised fee amounts are attached per Resolution No. 12-11778 dated 02/21/12.

These fees will be used to fund the increase in size for the Highway 4 Sewer Trunk Line to serve new development.

Funds in the amount of $200,000 for the Hwy 4 Trunk Line Relief project are payable to fund 522 Sewer Facility Reserve Buy-In fund when revenue receipts are sufficient.

OFFICE OF THE CITY MANAGER/EXECUTIVE DIRECTOR
65 Civic Avenue
Pittsburg, CA 94565

TO: Mayor and Council Members

FROM: Garrett Evans, City Manager

SUBJECT: Adoption of a City Council Resolution to Accept Contract 2019-02, East 14th Street Waterline Relocation Project as Complete and Authorize the City Engineer to File a Notice of Completion

MEETING DATE: December 16, 2019

EXECUTIVE SUMMARY

Contract 2019-02, East 14th Street Waterline Relocation Project (the "Project"), was for relocation of an existing 18-inch watermain to accommodate Pacific Gas & Electric (PG&E) gas facilities. This resolution will accept construction as complete and authorize the City Engineer to file a Notice of Completion.

FISCAL IMPACT

The Project was initially funded with $160,000 from the Water Operations Fund (Fund 501). All project design and construction costs are fully reimbursable by PG&E. The total for all Project-related expenses, is $169,731.63, which includes staff and administrative overhead costs paid by the City's General Fund. Once these costs are reimbursed by PG&E, the funds will be returned to the source funds.

RECOMMENDATION

City Council adopt the attached Resolution accepting the Project as complete and authorizing the City Engineer to execute a Notice of Completion.

BACKGROUND

On February 4, 2019, the City Council approved Resolution 19-13593, authorizing the design and construction of Contract 2019-02, East 14th Street Waterline Relocation Project with an initial budget of $160,000 for design and construction. Under an agreement with the City, all project costs are to be reimbursed by PG&E.

Bids for construction of the Project were opened on May 31, 2019. A1 Construction was the lowest responsive and responsible bid and a construction contract in the amount of $132,375 for the Project was executed on June 12, 2019.

On September 24, 2019, a subsequent reimbursement agreement between the City and PG&E was executed for the agreed-upon additional project costs up to $190,000. Total costs for the completed Project are less than the maximum amount in the agreement.

SUBCOMMITTEE FINDINGS

This item was not presented to a subcommittee.

STAFF ANALYSIS

The expansion of PG&E's easement at the Central Park Addition required the relocation of the City's existing 18-inch waterline to accommodate the utility company's natural gas facilities.

PG&E deferred the management of design and construction of the waterline relocation to the City.

The Project is complete, and the one-year warranty period began on September 26, 2019.

Once the Notice of Completion is issued, staff will submit all required documentation to PG&E in order to secure the reimbursement as described in the agreement between the utility and the City.

ATTACHMENTS: Resolution
Project Budget Summary
Agreement Letter from PG&E

Report Prepared By: Stephen Cardiel, Civil Engineer I

BEFORE THE CITY COUNCIL OF THE CITY OF PITTSBURG

In the Matter of:

A Resolution Accepting Contract 2019-02, East 14th Street Waterline Relocation Project as Complete and Authorizing the City Engineer to File a Notice of Completion	RESOLUTION NO. 19 -

The Pittsburg City Council FIND AND DETERMINES as follows:

WHEREAS, Contract 2019-02, East 14th Street Waterline Relocation Project (the "Project") was for the relocation of approximately 100 feet of an existing 18-inch waterline to accommodate construction of PG&E gas facilities on East 14th Street; and

WHEREAS, on February 4, 2019, City Council adopted Resolution 19-13593, allocating $160,000 from the Water Operations Fund (Fund 501) and authorizing execution of an agreement with PG&E for reimbursement of Project costs; and

WHEREAS, on June 12, 2019, the Project was awarded to A1 Construction for a total contract amount of $132,375; and

WHEREAS, the construction contract was completed for a total amount of $132,375; and

WHEREAS, the total expenditures for the Project including design, construction and City staff costs are $169,731.63, and all funds will be returned to the Water Operations Fund (Fund 501) upon receipt from PG&E.

NOW, THEREFORE BE IT RESOLVED that the City Council of the City of Pittsburg hereby accepts the contract with A1 Construction as complete, authorizes and directs the City Engineer to execute a Notice of Completion, directs the City Clerk to attach a certified copy of this Resolution to the executed Notice of Completion, and further directs the City Engineer to file said document with the Office of the Recorder of the County of Contra Costa, State of California, within 10 days from the date hereof.

PASSED AND ADOPTED by the City Council of the City of Pittsburg at a regular meeting on the 16th day of December 2019, by the following vote:

AYES:

NOES:

ABSTAINED:

ABSENT:

_____
Jelani Killings, Mayor

ATTEST:

_____
Alice E. Evenson, City Clerk

Project Budget Summary
Contract 2019-02, E 14th Street Waterline Relocation Project
Project 5002

Project Funding:

	Water Operations Fund (Fund 501)	$169,731.63
	Current Funding Total	**$169,731.63**

Project Expenditures:

Design: (Code 2122)	Consultant Design	$22,487
	Subtotal	$22,487
Miscellaneous: (Code 1399)	Public Works Dept. Assistance	$2,714.93
	Subtotal	$2,714.93
Construction: (Code 2281)	A1 Construction Contract 2019-02	$132,375
	Subtotal	$132,375
Staff Time: (Code 1101)	Staff Costs During Design & Construction Phase	$5,546.06
	Subtotal	$5,546.06
Administrative Overhead: (Code 2372)	Overhead Costs During Design & Construction Phase	$6,608.64
	Subtotal	$6,608.64

Estimated Total Expenditures (to be reimbursed) $169,731.63

City of Pittsburg
Community Development Department
Engineering Division
65 Civic Avenue
Pittsburg, CA 94565-3814

9/24/2019

Dear Mr. Duran (PG&E Representative/Agent),

RE: Contract No. 2019-02 "E 14th Street Waterline Relocation Project"

The City of Pittsburg and PG&E herby enter into an agreement on 24th day of September, 2019 that PG&E has previously agreed to reimburse the City of Pittsburg for the full estimated project cost (design & relocation) initially set at $160,000 on December 14th, 2019 and amended to $190,000 on June 10th, 2019 for a total increase of $30,000. This prior agreement between the City of Pittsburg and PG&E shall be modified and upheld if any additional costs are incurred by the awarding agency (City of Pittsburg) for the above reference project.

By my signature hereunder, as a PG&E Representative/Agent, I certify that I am aware of the full legal ramifications that may result from the following letter and that PG&E agrees to reimburse the City of Pittsburg for the full project cost incurred by Contract No. 2019-02 "E 14th Street Waterline Relocation Project."

PG&E Representative/Agent:

John Fiske, Process Manager

City of Pittsburg:

Richard Abono, City Engineer

OFFICE OF THE CITY MANAGER/EXECUTIVE DIRECTOR
65 Civic Avenue
Pittsburg, CA 94565

TO: Mayor and Council Members

FROM: Garrett Evans, City Manager

SUBJECT: Adoption of a City Council Resolution Approving the Fourth Amendment to the Exclusive Negotiating Rights Agreement (ENRA) with Discovery Builders, Inc., for a Single-Family Residential Development at Stoneman Park

MEETING DATE: December 16, 2019

EXECUTIVE SUMMARY

On December 15, 2008, the City Council adopted Resolution No. 08-11133, approving an ENRA between the City and Discovery Builders, Inc. (the "Developer") to evaluate the potential for development of City-owned property in the area of Stoneman Park, at the southern terminus of John Henry Johnson Parkway ("Property"). This Fourth Amendment would extend the ENRA term to a total of 15 years, with a termination date of December 15, 2023, in order to allow both parties additional time needed to study the development potential of the Property and evaluate a potential exchange of land, as well as possible necessary interaction with the Department of the Interior.

FISCAL IMPACT

There is no fiscal impact to the General Fund budget with the extension of this ENRA. City staff and legal costs incurred as a result of further negotiation under the ENRA will be reimbursed by the Developer in accordance with the terms of a Reimbursement Agreement executed between the City and Developer on March 5, 2010.

RECOMMENDATION

Staff recommends that the City Council adopt the attached resolution approving the Fourth Amendment to the ENRA to extend the ENRA term to a total of 15 years, with a termination date of December 15, 2023.

BACKGROUND

The City of Pittsburg currently owns a significant amount of vacant and underutilized land in the Stoneman Park area, at the southern terminus of John Henry Johnson Parkway, generally comprised of undeveloped open space with hiking trails, as well as a small model

airplane field and an approximately 0.5-acre facility for firearms training and non-firearms training of public safety officers.

The subject property was conveyed to the City of Pittsburg by the federal government in the 1960s. Within the conveyance document is a stipulation that the property be used for recreational/open space purposes. If the City or a third party wish to develop a portion of the restricted property for residential purposes, the City must identify, and the U.S. Department of the Interior must approve, a plan for mitigating the loss of recreational land.

On December 15, 2008, by adoption of City Council Resolution No. 08-11133, the City and Discovery Builders, Inc., entered into a 36-month ENRA for proposed residential development on the subject properties. On December 19, 2011, the Council adopted Resolution No. 11-11749, extending the ENRA to December 15, 2014, and making other minor amendments. On November 17, 2014, the Council adopted Resolution No. 14-12293, extending the ENRA to December 15, 2017. On August 21, 2017, the City Council adopted Resolution No. 17-13366, extending the ENRA to December 15, 2020, and specifying the parcels under consideration.

SUBCOMMITTEE FINDINGS

This item was not presented to a subcommittee.

STAFF ANALYSIS

This Fourth Amendment would extend the ENRA term to a total of 15 years, with a termination date of December 15, 2023, in order to allow both parties additional time needed to study the development potential of the Property and evaluate a potential exchange of land, as well as possible necessary interaction with the Department of the Interior. The Amendment would also clarify language specifying that no interest will accumulate from the “Good Faith Deposit,” submitted by the Developer during the term of the ENRA.

ATTACHMENTS:

Resolution
Proposed Fourth Amendment to the ENRA
ENRA (with previous amendments)

Report Prepared By: Jordan Davis, Assistant to the City Manager

BEFORE THE CITY COUNCIL OF THE CITY OF PITTSBURG

In the Matter of:

Approving the Fourth Amendment to the Exclusive Negotiating Right Agreement with Discovery Builders, Inc., for a Single-Family Residential Development at Stoneman Park	)	RESOLUTION NO. 19-_____

WHEREAS, the City of Pittsburg ("City") wishes to further the development of quality residential development throughout the City; and

WHEREAS, there is significant undeveloped land around Stoneman Park, specifically at the southern terminus of John Henry Johnson Parkway; and

WHEREAS, on December 15, 2008, the City Council adopted Resolution No. 08-11133, approving an Exclusive Negotiating Rights Agreement (ENRA) between the City and Discovery Builders, Inc. ("Developer"), in an effort to determine the suitability of exchanging developable property around the Delta View Golf Course for parkland areas in the Southwest Hills subarea of Pittsburg; and

WHEREAS, on December 19, 2011, the City Council adopted Resolution No. 11-11749, approving the First Amendment to the ENRA extending the term of the ENRA from three years to six years and approving minor clarifications regarding the requisite pro forma submittal and the disposition of the Good Faith Deposit established by the original ENRA; and

WHEREAS, on November 17, 2014, the City Council adopted Resolution No. 14-12293, approving the Second Amendment to the ENRA and extending the term of the ENRA from six years to nine years; and

WHEREAS, on August 21, 2017, the City Council adopted Resolution No. 17-13366, approving the Third Amendment to the ENRA and extending the term of the ENRA from nine years to twelve years in order to afford additional time to complete environmental review, negotiate land exchange requirements with the Department of the Interior, as well as to continue to negotiate the terms of a development agreement that would facilitate the fulfillment of the stated ENRA objectives; and

WHEREAS, the City and the Developer have determined that their mutual interests would be best served by amending the ENRA to extend the negotiating period from twelve years to fifteen years, in order to allow both parties additional time need to study the development potential of the Property and evaluate a potential exchange of land, as well as possible necessary interaction with the Department of the Interior.

NOW, THEREFORE BE IT RESOLVED that the City Council of the City of Pittsburg hereby approves the Fourth Amendment to the ENRA between the City and the Developer and authorizes the City Manager to execute the ENRA on behalf of the City Council.

PASSED AND ADOPTED by the City Council of the City of Pittsburg at a regular meeting on the 16th day of December 2019, by the following vote:

AYES:

NOES:

ABSTAINED:

ABSENT:

_____
Jelani Killings, Mayor

ATTEST:

_____
Alice E. Evenson, City Clerk

FOURTH AMENDMENT TO THE EXCLUSIVE NEGOTIATING RIGHTS AGREEMENT
(Pittsburg Golf Course/Stoneman Park Site)

THIS FOURTH AMENDMENT ("**Fourth Amendment**") to the 2008 Exclusive Negotiating Rights Agreement between the **CITY OF PITTSBURG**, a municipal corporation (the "**City**"), and **DISCOVERY BUILDERS, INC.**, a California corporation (the "**Developer**"), is made and entered into as of December _____, 2019, by and between the City and Developer on the terms and conditions set forth below.

1. **Existing Exclusive Negotiating Rights Agreement.** The City and Developer entered into an Exclusive Negotiating Rights Agreement ("**ENRA**") on December 15, 2008. The ENRA relates to certain real property in the City limits commonly known as the Pittsburg Golf Course and Stoneman Park. The property referenced by this Third Amendment includes APN 094-080-014 (241.80 acres) and portions of two other parcels, APN No. 094-080-002 (22.30 acres) and APN No. 094-090-001 (9.06 acres) (all as generally depicted on the attached ***Exhibit "A"*** and hereafter referred to as the "**Property**"). The Property is located south of West Leland Road and consists of a portion of the existing eighteen (18) hole golf course, outlying supporting structures and significant undeveloped property.

2. **Scope of Fourth Amendment to ENRA.** Since the City and Developer (the "**Parties**") first executed the ENRA, the First Amendment to the ENRA, the Second Amendment, and Third Amendment to the ENRA, the Parties have determined that their mutual interests would be best served by amending the ENRA to extend the negotiating period by an additional three (3) years in order to allow additional time to: (a) study the development potential of the Property; and/or (b) evaluate the potential for exchange of land and development potential between the Property and undeveloped lands owned by the Developer. To this end, the first paragraph of Section 1.2 of the ENRA is hereby amended to read as follows:

> Section 1.2 Negotiating Period. The negotiating period under this ENRA (the "Negotiating Period") shall be fifteen (15) years from the date of this ENRA, subject to extension as provided below. If, during the Negotiating Period, negotiations with the Developer have progressed sufficiently to the point where there is a draft Agreement that, in the judgment of the City Manager, warrants initiation or continuation of the environmental review process required by the California Environmental Quality Act ("CEQA"), then the City Manager may grant one extension of the Negotiating Period, but in no event shall such extension exceed six (6) months. The Developer understands that such extension in no way obligates the City to approve an Agreement at the end of the environmental review process.

3. The parties have also determined that clarification is needed to language in the ENRA related to the interest earned during the term of the ENRA. To this end, Section 1.4 of the ENRA is hereby amended to read as follows:

> Section 1.4 Good Faith Deposit. In consideration for the City's execution of this ENRA, the Developer has, prior to execution of this ENRA by the City, provided to the City a cash deposit of Two Thousand Dollars ($2,000; the 'Good Faith Deposit') of which One Thousand Dollars ($1,000) shall be retained by the City under any and all circumstances (the 'City Consideration'), and which One Thousand Dollars ($1,000) shall be disposed of as set forth in this ENRA (the 'Developer Deposit'). During the term of this ENRA, no interest will accumulate with the Good Faith Deposit.

4. **Continued Applicability of ENRA.** Except as specifically set forth herein, the ENRA shall continue in full force and effect.

5. **Possible Adjacent Non-Residential Development.** Developer acknowledges that City may wish to consult with one or more third parties regarding the possible development of adjacent parcels for non-residential uses. Developer agrees that City may initiate such consultations at no cost to Developer. City agrees it shall take no action that will adversely affect Developer's ability to proceed under this ENRA.

6. **Effective Date.** This Fourth Amendment shall be effective as of the date first written above.

WHEREFORE, the Parties have executed this Fourth Amendment to the ENRA on or as of the date first written above.

CITY:	**DEVELOPER:**
CITY OF PITTSBURG, a municipal corporation	**DISCOVERY BUILDERS, INC.**, a California corporation
By:_____	By:_____
Name: Joe Sbranti	Name: Albert D. Seeno, III
Its: City Manager	Its: Chief Executive Officer

APPROVED AS TO FORM:

_____
Donna Mooney
City Attorney

EXHIBIT A

DEPICTION OF THE PROPERTY

APN 094-080-014 (241.80 acres)

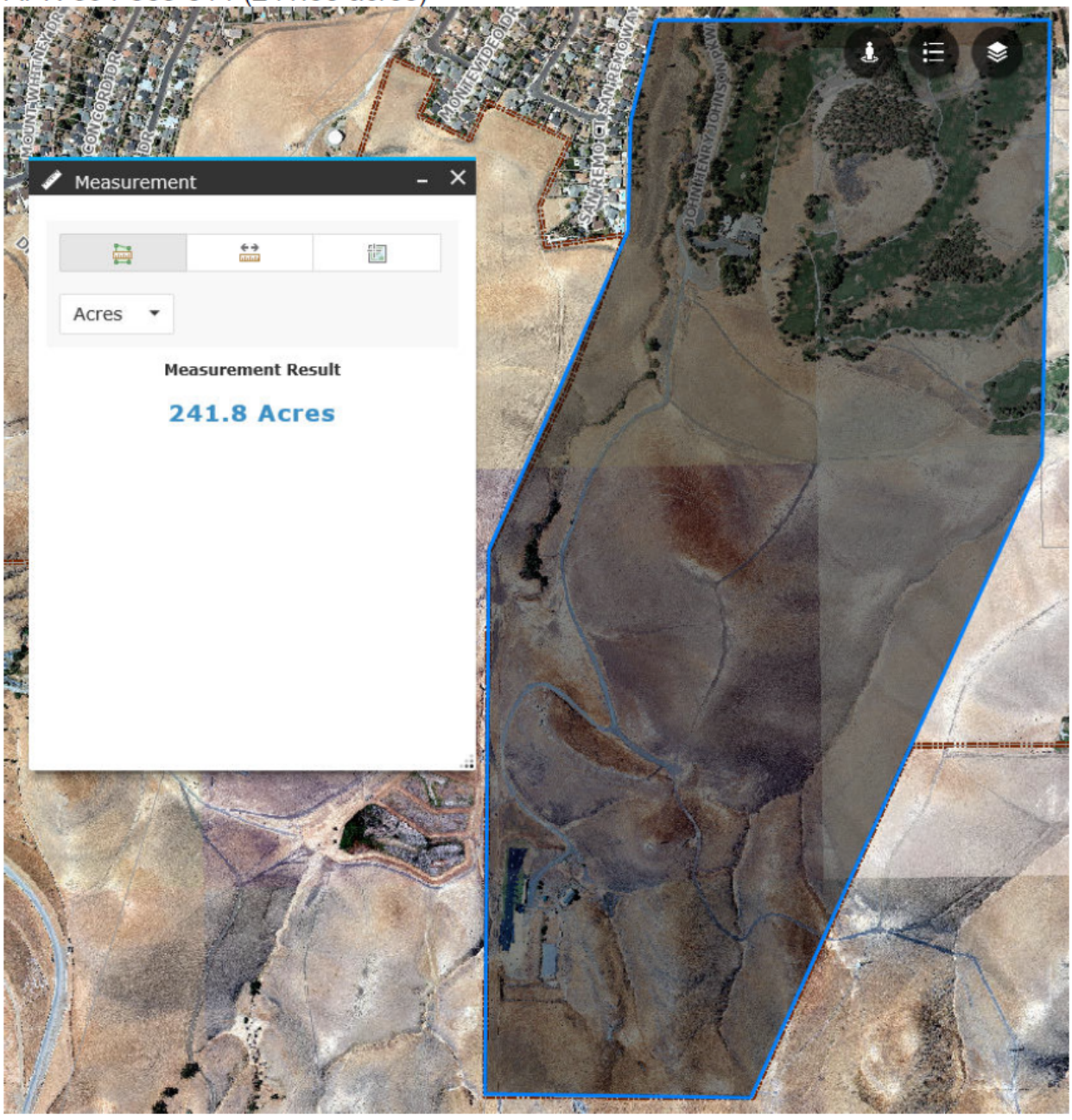

APN 094-080-002 (22.30 acres)

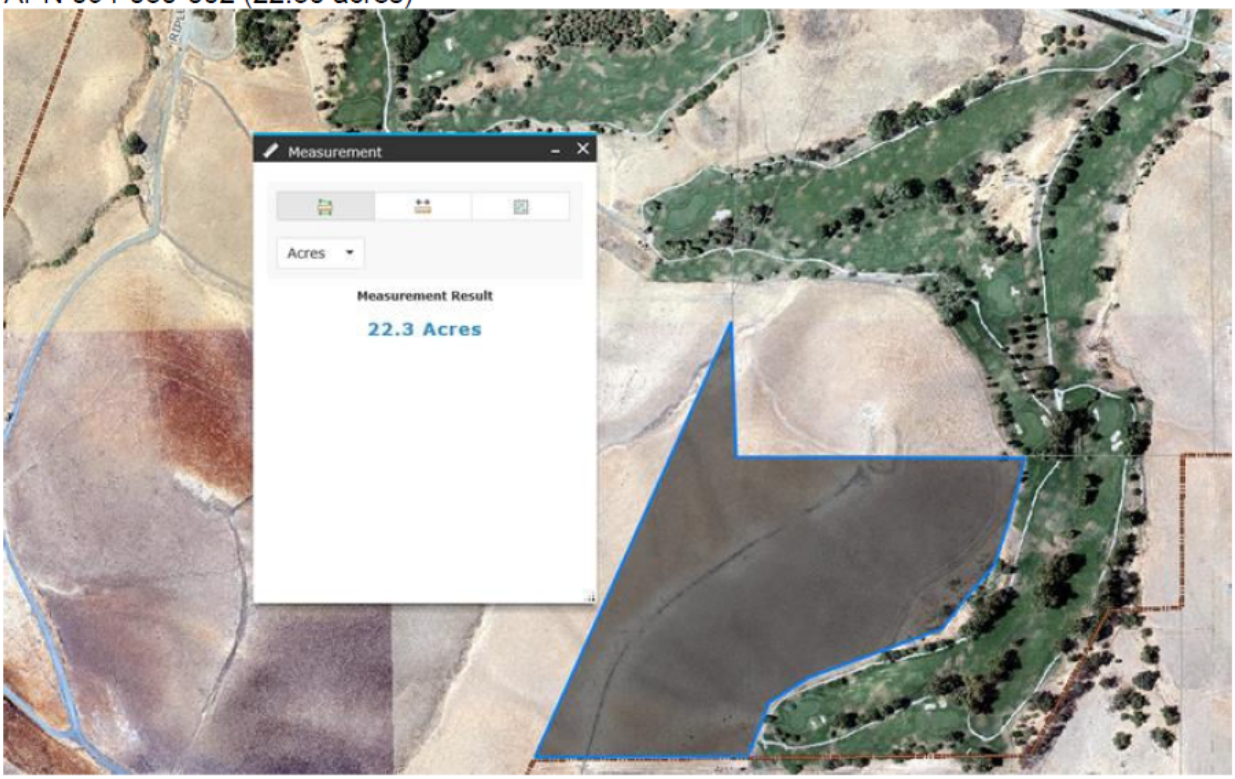

APN 094-090-001 (9.06 acres)



THIRD AMENDMENT TO THE EXCLUSIVE NEGOTIATING RIGHTS AGREEMENT
(Pittsburg Golf Course/Stoneman Park Site)

THIS THIRD AMENDMENT ("**Third Amendment**") to the 2008 Exclusive Negotiating Rights Agreement between the City of Pittsburg, a municipal corporation (the "**City**"), and Discovery Builders, Inc., a California corporation (the "**Developer**"), is made and entered into as of August 29, 2017, by and between the City and Developer on the terms and conditions set forth below.

1. Existing Exclusive Negotiating Rights Agreement. The City and Developer entered into an Exclusive Negotiating Rights Agreement ("**ENRA**") on December 15, 2008. The ENRA relates to certain real property in the City limits commonly known as the Pittsburg Golf Course and Stoneman Park. The property referenced by this Third Amendment includes APN 094-080-014 (241.80 acres) and portions of two other parcels, APN No. 094-080-002 (22.30 acres) and APN No. 094-090-001 (9.06 acres) (all as generally depicted on the attached Exhibit "A" and hereafter referred to as the "Property"). The Property is located south of West Leland Road and consists of a portion of the existing 18 hole golf course, outlying supporting structures, and significant undeveloped property.

2. Scope of Third Amendment to ENRA. Since the City and Developer (the "**Parties**") first executed the ENRA, the First Amendment to the ENRA, and the Second Amendment to the ENRA, the Parties have determined that their mutual interests would be best served by amending the ENRA to extend the negotiating period by an additional three years in order to allow additional time to: (a) study the development potential of the Property; and/or (b) evaluate the potential for exchange of land and development potential between the Property and undeveloped lands owned by the Developer. To this end, the first paragraph of Section 1.2 of the ENRA is hereby amended to read as follows:

> Section 1.2 Negotiating Period. The negotiating period under this ENRA (the "Negotiating Period") shall be twelve (12) years from the date of this ENRA, subject to extension as provided below. If, during the Negotiating Period, negotiations with the Developer have progressed sufficiently to the point where there is a draft Agreement that, in the judgment of the City Manager, warrants initiation or continuation of the environmental review process required by the California Environmental Quality Act ("CEQA"), then the City Manager may grant one extension of the Negotiating Period, but in no event shall such extension exceed six (6) months. The Developer understands that such extension in no way obligates the City to approve an Agreement at the end of the environmental review process.

3. Continued Applicability of ENRA. Except as specifically set forth herein, the ENRA shall continue in full force and effect.

4. Possible Adjacent Non-Residential Development. Developer acknowledges that City may wish to consult with one or more third parties regarding the possible development of adjacent parcels for non-residential uses. Developer agrees that City may initiate such consultations at no cost to Developer. City agrees it shall take no action that will adversely affect Developer's ability to proceed under this ENRA.

5. Effective Date. This Third Amendment shall be effective as of the date first written above.

WHEREFORE, the Parties have executed this Third Amendment to the ENRA on or as of the date first written above.

CITY:

CITY OF PITTSBURG,
a municipal corporation

By: _____
Name: Joe Sbranti
Its: City Manager

DEVELOPER:

DISCOVERY BUILDERS, INC.,
a California corporation

By: _____
Name: Albert D. Seeno, III
Its: Chief Executive Officer

APPROVED AS TO FORM:

_____
Ruthann G. Ziegler
City Attorney

Exhibit A
Property Included in ENRA

APN 094-080-014 (241.80 acres)



APN 094-080-002 (22.30 acres)



APN 094-090-001 (9.06 acres)



SECONDAMENDMENTTOTHE EXCLUSIVE NEGOTIATING RIGHTS AGREEMENT
(Pittsburg Golf Course/Stoneman Park Site)

This Second Amendment ("Second Amendment") to the 2008Exclusive Negotiating Rights Agreement between the City of Pittsburg, a municipal corporation (the "City"), and Discovery Builders, Inc. (the "Developer"), is made and entered into as of NOV. 17, 2014, by and between the City and Developer on the terms and conditions set forth below.

1. Existing Exclusive Negotiating Rights Agreement

The City and Developer entered into an Exclusive Negotiating Rights Agreement (ENRA) on December 15, 2008. That Agreement relates to certain real property in the City limits commonly known as the Pittsburg Golf Course and StonemanPark, consisting of approximately 420 acres. This property is south of West Leland Road and consists of the existing 18 hole golf course, club house and outlying supporting structures, and significant undeveloped property.

2. Scope of Second Amendment to ENRA

Since the City and Developer ("the Parties") first executed the ENRA and First Amendment to the ENRA, the Parties have determined that their mutual interests would be best served by amending the ENRA to extend the negotiating period from six years to nine years, in order to allow additional time to: a) study the development potential of the Stoneman Park/Golf Course property; and b) evaluate the potential for exchange of land and development potential between the City-owned Stoneman Park/Golf Course property and undeveloped lands owned by the Developer.To this end, the first paragraph of Section 1.2 of the ENRA is hereby amended to read as follows:

> "Section 1.2 Negotiating Period. The negotiating period under this ENRA (the 'Negotiating Period') shall be nine (9) years from the date of this ENRA, subject to extension as provided below. If, during the Negotiating Period, negotiations with the Developer have progressed sufficiently to the point where there is a draft Agreement that, in the judgment of the City Manager, warrants initiation or continuation of the environmental review process required by the California Environmental Quality Act ('CEQA'), then the City Manager may grant one extension of the Negotiating Period, but in no event shall such extension exceed six (6) months. The Developer understands that such extension in no way obligates the City to approve an Agreement at the end of the environmental review process."

3. Continued Applicability of ENRA

Except as specifically set forth herein, the ENRA shall continue in full force and effect.

4. Effective Date
This Second Amendment shall be effective as of the date first written above.

WHEREFORE, the Parties have executed this Second Amendment to the ENRA on or as of the date first written above.

APPROVED AS TO FORM:

By: _____
Ruthann Ziegler
City Attorney

CITY:
City of Pittsburg, a municipal corporation

By: _____
Joe Sbranti
City Manager

DEVELOPER:
Discovery Builders, Inc.

By: _____
Albert D. Seeno, III
Title:

FIRST AMENDMENT TO THE EXCLUSIVE NEGOTIATING RIGHTS AGREEMENT
(Pittsburg Golf Course/Stoneman Park Site)

This First Amendment ("First Amendment") to the 2008 Exclusive Negotiating Rights Agreement between the City of Pittsburg, a municipal corporation (the "City"), and Discovery Builders, Inc. (the "Developer"), is made and entered into as of December 19, 2011, by and between the City and Developer on the terms and conditions set forth below.

1. Existing Exclusive Negotiating Rights Agreement

The City and Developer entered into an Exclusive Negotiating Rights Agreement (ENRA) on December 15, 2008. That Agreement relates to certain real property in the City limits commonly known as the Pittsburg Golf Course and Stoneman Park, consisting of approximately 420 acres. This property is south of West Leland Road and consists of the existing 18 hole golf course, club house and outlying supporting structures, and significant undeveloped property.

2. Scope of First Amendment to ENRA

Since the City and Developer ("the Parties") first executed the ENRA, the Parties have determined that their mutual interests would be best served by amending the ENRA to extend the negotiating period from three years to six years, in order to allow additional time to: a) study the development potential of the Stoneman Park/Golf Course property; and b) evaluate the potential for exchange of land and development potential between the City-owned Stoneman Park/Golf Course property and undeveloped lands owned by the Developer. To this end, the first paragraph of Section 1.2 of the ENRA is hereby amended to read as follows:

> "Section 1.2 Negotiating Period. The negotiating period under this ENRA (the 'Negotiating Period') shall be six (6) years from the date of this ENRA, subject to extension as provided below. If, during the Negotiating Period, negotiations with the Developer have progressed sufficiently to the point where there is a draft Agreement that, in the judgment of the City Manager, warrants initiation or continuation of the environmental review process required by the California Environmental Quality Act ('CEQA'), then the City Manager may grant one extension of the Negotiating Period, but in no event shall such extension exceed six (6) months. The Developer understands that such extension in no way obligates the City to approve an Agreement at the end of the environmental review process."

The Parties have also determined that clarification is needed of language in the ENRA related to the disposition of the Good Faith Deposit in the event that the ENRA terminates without an agreement for development of the Stoneman Park/Golf Course property. To this end, Section 1.4 of the ENRA is hereby amended to read as follows:

> "Section 1.4 Good Faith Deposit. In consideration for the City's execution of this ENRA, the Developer has, prior to execution of this ENRA by the City, provided to the City a cash deposit of Two Thousand Dollars ($2,000; the 'Good Faith Deposit'), of which One Thousand Dollars ($1,000) shall be retained by the City under any and all circumstances (the 'City Consideration'), and of which One Thousand Dollars ($1,000) shall be disposed of as set forth in this ENRA (the 'Developer Deposit'). During the term of this ENRA, the

City shall invest the Good Faith Deposit for purposes of earning interest thereon. If this ENRA is terminated without execution of an Agreement, the Developer Deposit and any interest earned thereon shall be refunded to the Developer. If the Parties execute a mutually acceptable Agreement, the Good Faith Deposit, and any interest earned thereon, shall be applied to the purchase price for the Site as more specifically set forth in the Agreement."

The Parties have further determined that submittal of a financial pro forma prior to concurrence on a preferred development plan for the Stoneman Park/Golf Course property would be premature, as the analysis in the pro forma would be affected by the residential unit count and acreage of land to be developed on the Stoneman Park/Golf Course property. To this end, Section 3.7 of the ENRA is hereby amended to read as follows:

"Section 3.7 Financial Pro forma Analysis. Within thirty (30) days after the City and Developer have reached concurrence on a preliminary development plan for the Project, which plan the Developer will subsequently submit with appropriate fees and applications for land use entitlements and CEQA compliance review, the Developer shall provide the City with a detailed financial pro forma for the Project containing, among other matters typically contained in such pro formas, a detailed development cost budget and a detailed operating income and expense estimate (excluding confidential or proprietary information) based on the current design concepts. The financial pro forma will be used to evidence the financial feasibility of the Project and to assist in the negotiations of any required financial assistance from the City."

3. Continued Applicability of ENRA

Except as specifically set forth herein, the ENRA shall continue in full force and effect.

4. Effective Date

This First Amendment shall be effective as of the date first written above.

WHEREFORE, the Parties have executed this First Amendment to the ENRA on or as of the date first written above.

APPROVED AS TO FORM:

By: _____
Ruthann Ziegler
City Attorney

CITY:
City of Pittsburg, a municipal corporation

By: _____
Joe Sbranti
City Manager

DEVELOPER:
Discovery Builders, Inc.

By: _____
Albert D. Seeno, III
President

EXCLUSIVE NEGOTIATING RIGHTS AGREEMENT
(Pittsburg Golf Course/Stoneman Park Site)

This Exclusive Negotiating Rights Agreement (the "ENRA") is entered into as of December 15, 2008 (the "Effective Date") by and between the City of Pittsburg, a public body, corporate and politic (the "City"), and Discovery Builders, Inc. (the "Developer"), with reference to the following facts:

Recitals

A. The City is the owner of that certain real property in the City limits commonly known as the Pittsburg Golf Course and Stoneman Park consisting of approximately 420 acres. This property is south of West Leland Road and consists of the existing eighteen hole golf course, club house and outlying support structures, and significant undeveloped property.

B. Consistent with applicable law, the City wishes to process the land use entitlements necessary to allow the development of portions of the Site into a single-family detached residential development (the "Project"). The City shall process these entitlements consistent with the policies and standards of the City General Plan.

C. The City has selected the Developer as the master developer with which to negotiate terms for development of the Project. The purpose of this ENRA is to establish procedures and standards for the negotiation by the City and the Developer of an Agreement allowing for the acquisition by Developer of the Property and development of the Project thereon. As more fully set forth in Section 4.1, this ENRA in itself does not obligate the City to sell the Site or any portion thereof to the Developer, nor does this ENRA grant the Developer the right to purchase or develop the Project.

AGREEMENT

NOW, THEREFORE, in consideration of the mutual covenants and promises contained herein and for other valuable consideration, the receipt and sufficiency of which is hereby acknowledged, the parties mutually agree as follows:

ARTICLE 1
EXCLUSIVE NEGOTIATING RIGHT

Section 1.1 Good Faith Negotiations. The City and the Developer shall negotiate diligently and in good faith, during the Negotiating Period described in Section 1.2, the terms of an Agreement for the acquisition and development of the Project. During the Negotiating Period, the parties shall use good faith efforts to accomplish the respective tasks outlined in Article 3 to facilitate the negotiation of a mutually satisfactory Agreement.

Among the issues to be addressed in the negotiations are land disposition and methodology and price for the Site, physical and title conditions of the Site, the development schedule for the Project, financing of the Project's development, marketing and management of the Project, design and aesthetic considerations of the Project, and the provision of public improvements related to the Project.

Section 1.2 Negotiating Period. The negotiating period under this ENRA (the "Negotiating Period") shall be three (3) years from the date of this ENRA, subject to extension as provided below. If, during the Negotiating Period, negotiations with the Developer have progressed sufficiently to the point where there is a draft Agreement that, in the judgment of the City Manager, warrants initiation or continuation of the environmental review process required by the California Environmental Quality Act ("CEQA"), then the City Manager may grant one extension of the Negotiating Period but in no event shall such extension exceed six (6) months. The Developer understands that such extension in no way obligates the City to approve an Agreement at the end of the environmental review process.

If an Agreement has not been executed by the Parties by the expiration of the Negotiating Period (or the Negotiating Period as extended by operation of the preceding paragraph), then this ENRA shall terminate and neither Party shall have any further rights or obligations under this ENRA except as set forth in Sections 1.4 and 3.4. The City acknowledges that any and all work produced by Developer during the Negotiating Period is the property of Developer and shall not be used by the City or disclosed to any third parties in the event of termination of this ENRA unless the Developer agrees in writing, in its sole discretion, to such use and disclosure in which case Developer shall be fully reimbursed all costs incurred in the preparation of such work (except such disclosure as required by the California Public Records Act, court order, discovery, or other legal process). Such reimbursement shall include Developer's direct costs for any documents including but not limited to original drawings, documents, models, photographs, studies, surveys, reports, data, notes, computer files, and other documents prepared, developed or discovered by the Developer during the Negotiating Period. If an Agreement is executed by the Parties, then upon such execution, this ENRA shall terminate and all rights and obligations of the Parties shall be as set forth in the executed Agreement.

Section 1.3 Exclusive Negotiations. During the Negotiating Period, the City shall not negotiate with any entity, other than the Developer, regarding sale or development of the Site or any portion thereof, or solicit or entertain bids or proposals to do so. This provision shall not preclude the City from providing copies of documents or information related to the Site in response to a request under the California Public Records Act or other applicable statutory provisions.

Section 1.4 Good Faith Deposit. In consideration for the City's execution of this ENRA, the Developer has, prior to execution of this ENRA by the City, provided to the City a cash deposit of Two Thousand Dollars ($2000) of which

Two Thousand Dollars ($2000) shall be retained by the City under any and all circumstances (the "City Consideration") and of which Two Thousand Dollars ($2000) shall be disposed of as set forth in this ENRA (the "Good Faith Deposit"). During the term of this ENRA, the City shall invest the Good Faith Deposit for purposes of earning interest thereon. If this ENRA is terminated without execution of an Agreement, the Good Faith Deposit and any interest earned thereon shall be refunded to the Developer. If the Parties execute a mutually acceptable Agreement, the Good Faith Deposit, and any interest earned thereon, shall be applied to the purchase price for the Site as more specifically set forth in the Agreement.

ARTICLE 2
THE DEVELOPER

Section 2.1 Identification of Developer Representatives. The Developer, its address, and its authorized representatives to negotiate the Agreement with the City are as follows:

Discovery Builders, Inc.
4061 Port Chicago Hwy.
Concord, CA 94520
Representatives: Albert D. Seeno, III

Section 2.2 Development Entity. The Developer shall make full disclosure to the City of all information pertinent to the ownership, control and financial capacity of the development entity that is proposed to serve as developer under the Agreement.

ARTICLE 3
NEGOTIATION/PRE-CONSTRUCTION TASKS

Section 3.1 Overview. During the Negotiating Period, the parties shall use reasonable good faith efforts to accomplish the pre-construction tasks set forth in this Article 3 and to accomplish the negotiation of a mutually acceptable Agreement. To facilitate negotiation of the Agreement, the parties shall use reasonable good faith efforts to accomplish the tasks set forth in this Article 3 in a timeframe that will support achievement of these goals.

Section 3.2 Reports. The Developer shall provide the City with copies of all reports, studies, analyses, and similar documents, prepared or commissioned by the Developer with respect to this ENRA, the Site and the Project, promptly upon their completion. The City shall provide the Developer with copies of all reports, studies, analyses, and similar documents prepared or commissioned by the City with respect to this Agreement, the Site and the Project, promptly upon their completion. The Developer acknowledges that the City will need sufficient, detailed information about the proposed Project (including, without limitation the financial information described in Section 3.7) to make informed decisions about

the content and approval of the Agreement. Nothing in this Section 3.2 obligates the City to undertake any reports, studies, analyses or similar documents or to pay Developer for any reports, studies, analyses, and similar documents which it prepares or commissions except as provided in Section 1.2 and 3.4.

Section 3.3 Planning Approvals. The Developer acknowledges that the Project requires approvals and entitlements from the City (the "Planning Approvals"). During the Negotiating Period, the Developer shall submit site plans and designs for the Project to the City and the appropriate City departments for their informal review. The Developer understands that a formal application for the Planning Approvals would not occur until after the execution of an Agreement, and that such application for and issuance of the Planning Approvals will be a prerequisite to the City's disposition of the Site under any Agreement.

Section 3.4 Environmental Review. If requested by the City, the Developer shall prepare at its sole cost, and submit to the City such plans, specifications, drawings, and other information, as specified by the City, that are reasonably necessary to perform the environmental review process required by CEQA for the Project, and the Developer shall pay for all environmental documentation and processing required by CEQA including, but not limited to, staff and consultant time, preparation of plans, specifications, drawings and other information. The City acknowledges that any and all work produced by Developer during the Negotiating Period is the property of Developer and shall not be used by the City or disclosed to any third parties (except as required by the California Public Records Act, court order, discovery, or other legal process) in the event of termination of this ENRA unless the Developer agrees in writing, in its sole discretion, to such use and disclosure in which case Developer shall be fully reimbursed all costs incurred in preparing the environmental documentation hereunder.

Section 3.5 Utilities. The Developer shall consult with the utility companies serving the area of Site to determine if existing utility facilities require expansion, relocation or underground installation in connection with development of the Project. The City shall assist and cooperate with the Developer in such consultations.

Section 3.6 Purchase Price for the Site. The City and the Developer shall seek to agree upon the purchase price for the Site, and the nature, timing and cost of other City assistance to the Project, if any.

Section 3.7 Financial Proforma Analysis. Within one hundred twenty (120) days after the date of this ENRA, the Developer shall provide the City with a detailed financial proforma for the Project containing, among other matters typically contained in such proformas, a detailed development cost budget and a detailed operating income and expense estimate (excluding confidential or proprietary information) based on the current design concepts. The financial

proforma will be used to evidence the financial feasibility of the Project and to assist in the negotiations of any required financial assistance from the City.

Section 3.8 Progress Reports. Upon reasonable notice, as from time to time requested by the City, the Developer shall make oral or written progress reports advising the City on studies being made and matters being evaluated by the Developer with respect to this ENRA and the Project.

ARTICLE 4
GENERAL PROVISIONS

Section 4.1 Limitation on Effect of Agreement. This ENRA shall not obligate either the City or the Developer to enter into an Agreement or to enter into any particular Agreement. by execution of this ENRA, the City is not committing itself to or agreeing to undertake acquisition, disposition, or exercise of control over any Site or any portion of the Site. Execution of this Agreement by the City is merely an agreement to conduct a period of exclusive negotiations in accordance with the terms hereof, reserving for subsequent City Council action the final discretion and approval regarding the execution, if any, of an Agreement and all proceedings and decisions in connection therewith. Any Agreement resulting from negotiations pursuant to this ENRA shall become effective only if and after such Agreement has been considered and approved by the City Council of the City, following conduct of all legally required procedures.

Section 4.2 Notices. Formal notices, demands and communications between the City and the Developer shall be sufficiently given if, and shall not be deemed given unless, dispatched by certified mail, postage prepaid, return receipt requested, or sent by express delivery or overnight courier service, with signature required, to the office of the parties shown as follows, or such other address as the parties may designate in writing from time to time:

Agency: City of Pittsburg
65 Civic Avenue
Pittsburg, CA 94565
Attn: City Manager

Developer: Discovery Builders, Inc.
4061 Port Chicago Hwy.
Concord, CA 94520
Attn: Albert D. Seeno, III

Such written notices, demands and communications shall be effective on the date shown on the delivery receipt as the date delivered or the date on which delivery was refused.

Section 4.3 Waiver of Lis Pendens. It is expressly understood and agreed by the parties that no lis pendens shall be filed against the Site, or any portion of the Site, with respect to this ENRA or any dispute or act arising from it.

Section 4.4 Costs and Expenses. Except as otherwise specified herein, each party shall be responsible for its own costs and expenses in connection with any activities and negotiations undertaken in connection with this ENRA, and the performance of each party's obligations under this ENRA.

Section 4.5 No Commissions. The City shall not be liable for any real estate commissions or brokerage fees that may arise from this ENRA or any Agreement that may result from this ENRA. The City represents that it has engaged no broker, agent or finder in connection with this transaction, and the Developer shall indemnify, defend and hold the City harmless from any claims by any broker, agent or finder retained by the Developer.

Section 4.6 Default and Remedies.

(a) Default. Failure by either party to negotiate in good faith as provided in this ENRA shall constitute an event of default hereunder. The non-defaulting party shall give written notice of a default to the defaulting party, specifying the nature of the default and the required action to cure the default. If a default remains uncured thirty (30) days after receipt by the defaulting party of such notice, the non-defaulting party may exercise the remedies set forth in subsection (b).

(b) Remedies. In the event of an uncured default by the City, the Developer's sole remedy shall be to terminate this ENRA. Following such termination, neither party shall have any further right, remedy or obligation under this ENRA; provided, however, the Developer's indemnification obligation pursuant to Section 4.4, and the Developer's right to be refunded, and the City's entitlement to retain, a portion of the Good Faith Deposit pursuant to Section 1.4 shall survive such termination.

In the event of an uncured default by Developer, the City's sole remedy shall be to terminate this ENRA. Following such termination, neither party shall have any right, remedy or obligation under this ENRA; provided, however, that the Developer's obligation to turn over work pursuant to Section 3.2, the Developer's indemnification obligation pursuant to Section 4.4, and the Developer's right to be refunded, and the City's entitlement to retain, a portion of the Good Faith Deposit pursuant to Section 1.4 shall survive such termination.

Except as expressly provided above, neither party shall have any liability to the other for damages or otherwise for any default, nor shall either party have any other claims with respect to performance under this ENRA. Each party specifically waives and releases any such rights or claims they may otherwise have at law or in equity.

Section 4.7 Assignment. The Developer may not transfer or assign any or all of its rights or obligations hereunder except with the prior written consent of the City, which consent shall be granted or withheld in the City's sole discretion, and any such attempted transfer or assignment without the prior written consent of City shall be void.

Section 4.8 No Third Party Beneficiaries. This ENRA is made and entered into solely for the benefit of the City and the Developer and no other person shall have any right of action under or by reason of this ENRA.

Section 4.9 Construction of Agreement. Each party to this ENRA has had an equal opportunity to consult with its attorneys. Therefore, the usual construction of an agreement against the drafting party shall not apply to this ENRA.

Section 4.10 Governing Law; Venue. This ENRA shall be governed by and construed in accordance with the laws of the State of California. Venue shall be in Contra Costa County, California.

Section 4.11 Entire Agreement. This ENRA constitutes the entire agreement of the parties regarding the subject matters of this ENRA.

Section 4.12 Counterparts. This ENRA may be executed in counterparts, each of which shall be deemed an original but all of which together shall constitute one and the same agreement.

Section 4.13 Authority to Execute. The undersigned represent and warrant they are each duly authorized to execute this ENRA on behalf of the respective party and to take the actions necessary to perform hereunder without the need to seek further authorization from the entity each represents.

WHEREFORE, the parties have executed this ENRA on or as of the date first above written.

APPROVED AS TO FORM

By: _____
Ruthann Ziegler
City Attorney

CITY:
City of Pittsburg, a municipal corporation

By: _____
Marc S. Grisham
City Manager

DEVELOPER:
Discovery Builders, Inc.

By: _____
Albert D. Seeno III
Title:

OFFICE OF THE CITY MANAGER/EXECUTIVE DIRECTOR
65 Civic Avenue
Pittsburg, CA 94565

TO: Mayor and Council Members

FROM: Garrett Evans, City Manager

SUBJECT: Receive and File the Comprehensive Annual Financial Report ("CAFR") for the Fiscal Year Ended June 30, 2019, the Report to the City Council and Management for the Year Ended June 30, 2019, and Other Miscellaneous Audit Reports

MEETING DATE: December 16, 2019

EXECUTIVE SUMMARY

The Comprehensive Annual Financial Report ("CAFR") for the Fiscal Year Ended June 30, 2019 has met the Governmental Accounting Standards Board's standard. The City of Pittsburg has again received an unqualified or "clean opinion" by the City's auditing firm, Maze and Associates, Certified Public Accountants.

FISCAL IMPACT

There is no fiscal impact to receive the CAFR and other Miscellaneous Audit Reports.

RECOMMENDATION

Receive and file the Comprehensive Annual Financial Report for the Fiscal Year Ended June 30, 2019 and the Report to the City Council and Management for the Year Ended June 30, 2019 and other Miscellaneous Audit Reports as listed.

BACKGROUND

Pursuant to and in compliance with GASB 34, the City of Pittsburg is submitting its Comprehensive Annual Financial Report for the Fiscal Year Ended June 30, 2019.

SUBCOMMITTEE FINDINGS

This item was not reviewed by a subcommittee.

STAFF ANALYSIS

The audit firm Maze and Associates (Maze) has completed their review and examination of the City's financial transactions and statements for the year ended June 30, 2019. Maze has expressed an opinion that our financial statements presented fairly, in all material respects, and in conformity with the accounting principles generally accepted in the United States of America.

The following is a summary of the financial highlights from the Management's Discussion and Analysis section of the CAFR:

The City's total net position of $380.7 million increased from the prior FY 2017-18 by $10.4 million.

The assets & deferred outflow of resources of the City exceeded its liabilities and deferred inflows of resources at the close of the FY 2018-19 by $380.7 million (M) (net position).

As of June 30, 2019, the City's governmental fund balance saw an increase of $4.9M resulting in a balance of $46.9M compared to the prior fiscal year balance of $42.0M. The difference is a combination of additional general revenues: increase in taxes and fees, excess pass through revenues from the Successor Agency, Successor Agency loan payoff, increase in investment earnings and an offsetting of costs incurred in personnel, contractual and capital outlay expenditures.

The City's net position from business type activities (enterprise funds) increased by appropriately $8.8M from $133.6M to $142.4M. The increase is a combination of additional fees due to rate increases, investment earnings coming in higher as compared to prior year and an increase in net capital assets.

As of June 30, 2019, the fund balance (total assets minus total liabilities) for the General Fund, which includes the Budget Stabilization and Economic Development funds, was $24.5M. The detail of this amount is as follows: $2.0M was designated as "Nonspendable" for items that are not in a spendable form such as deposits, interfund advances and inventory, $0.8M was designated as "Assigned" for economic development activities and encumbrances intended to be used for specific purposes designated by the City Council and $21.7M as unassigned. The unassigned balance consists of $19.2M in General Fund operating reserve available to cover expenses in the event of an emergency and $2.5M in the Budget Stabilization Fund that can be used to balance future budgets subject to the limits of the Fiscal Sustainability Ordinance.

The current Memorandum on Internal Control and Required Communications for Year Ended June 30, 2019 is attached to this report. Please note that there were no findings or recommendations from the current year's audit.

ATTACHMENTS: Comprehensive Annual Financial Report for the
Fiscal Year Ended June 30, 2019

Independent Accountants' Report on Agreed-Upon Procedures Applied to Appropriations Limit Schedule for Fiscal Year Ended June 30, 2019

Memorandum on Internal Controls

Required Communication

TDA – Pedestrian and Bicycle Program

Report Prepared By: Laura Mendez, Finance Reporting Manager

Reviewed By: Brad Farmer, Director of Finance

Comprehensive Annual Financial Report

Fiscal Year Ended June 30, 2019



City of Pittsburg, California
www.ci.pittsburg.ca.us

City of Pittsburg
California

Comprehensive Annual Financial Report
Fiscal Year Ended June 30, 2019



Prepared by the Finance Department

Brad Farmer
Director of Finance

Laura Mendez
Division Manager, Financial Reporting



CITY OF PITTSBURG

Comprehensive Annual Financial Report

June 30, 2019

City of Pittsburg
Basic Financial Statements
For the Year Ended June 30, 2019
Table of Contents

INTRODUCTORY SECTION:

City Manager and Finance Director's Letter of Transmittal	i
Organization Chart	vii
Officials of the City of Pittsburg, California	viii
GFOA Certificate of Achievement for Excellence in Financial Reporting	ix
Map of the City	x

FINANCIAL SECTION:

Independent Auditor's Report	1
Management's Discussion and Analysis	5
Basic Financial Statements:	19
Government-Wide Financial Statements:	21
Statement of Net Position	23
Statement of Activities	24
Fund Financial Statements:	25
Governmental Funds:	27
Balance Sheet	28
Reconciliation of the Governmental Funds Balance Sheet with the Statement of Net Position	30
Statement of Revenues, Expenditures, and Changes in Fund Balances	32
Reconciliation of the Net Change in Fund Balances – Total Governmental Funds with the Statement of Activities	34
Proprietary Funds:	35
Statement of Net Position	36
Statement of Revenues, Expenses and Changes in Net Position	38
Statement of Cash Flows	40
Fiduciary Funds:	43
Statement of Fiduciary Net Position	45
Statement of Changes in Fiduciary Net Position	46
Notes to Basic Financial Statements	47
Required Supplementary Information:	123
Budgets and Budgetary Accounting	124
Budgetary Comparison Schedule:	
General Fund	126
Housing Authority (Section 8) Special Revenue Fund	127
Successor Agency Housing Special Revenue Fund	128

Required Supplementary Information (Continued):
Defined Pension Plan:
Agent Multiple Employer Pension Plan:
Schedule of Changes in the Net Pension Liability and Related Ratios 129
Schedule of Contributions – Agent Multiple Employer Pension Plan 130
Cost-Sharing Defined Pension:
Schedule of Changes in the Net Pension Liability and Related Ratios 131
Schedule of Contributions – A Cost Sharing Defined Pension Plan 132
Other Post-Employment Benefit Plan:
Schedule of Changes in the Net OPEB Liability and Related Ratios 133
Schedule of Contributions 134

Supplementary Information: 135

Non-Major Governmental Funds: 137
Combining Balance Sheets 142
Combining Statements of Revenues, Expenditures, and Changes in Fund Balances 150
Combining Schedule of Revenues, Expenditures, and Changes in Fund Balances - Budget and Actual 158

Internal Service Funds: 175
Combining Statement of Net Position 176
Combining Statement of Revenues, Expenses and Changes in Fund Net Position 178
Combining Statement of Cash Flows 180

Fiduciary Funds: 183
Combining Statement of Changes in Fiduciary Net Position - Agency Funds 184

STATISTICAL SECTION: 187
Net Position by Component - Last Ten Fiscal Years 189
Changes in Net Position – Last Ten Fiscal Years 190
Fund Balances of Governmental Funds - First Six Fiscal Years 193
Fund Balances of Governmental Funds - Last Eight Fiscal Years 194
Changes in Fund Balance of Governmental Funds - Last Ten Fiscal Years 195
Assessed and Estimated Actual Value of Taxable Property - Last Ten Fiscal Years 196
Property Tax Rates - All Overlapping Governments - Last Ten Fiscal Years 197
Principal Property Taxpayers - Current Year and Nine Years Ago 198
Property Tax Levies and Collections as of June 30 – Last Ten Fiscal Years 199
Ratio of Outstanding Debt by Type - Last Ten Fiscal Years 200
Ratio of Pension Obligation Debt Outstanding - Last Ten Fiscal Years 201
Computation of Direct and Overlapping Debt - June 30, 2019 202
Computation of Legal Bonded Debt Margin - June 30, 2019 203
Revenue Bond Coverage Wastewater Revenue Bonds 204
Revenue Bond Coverage 2016 (Refunded 1997, 2005 & 2008) Water Revenue Bonds 205

Successor Agency Bonded Debt Pledged Revenue Coverage Tax Allocation Bonds - Last Ten Fiscal Years 206
Demographic and Economic Statistics - Last Ten Fiscal Years 207
Principal Employers - Current Year and Nine Years Ago 208
Actual Full-Time Equivalent City Government Employees by Function - Last Ten Fiscal Years 209
Operating Indicators by Function/Program - Last Ten Fiscal Years 210
Capital Asset Statistics by Function/Program - Last Ten Fiscal Years 212



CITY OF PITTSBURG

Comprehensive Annual Financial Report

June 30, 2019

City of Pittsburg
65 Civic Avenue
Pittsburg, California 94565-3814

December 2, 2019

Honorable Mayor
Members of the City Council
And Residents of Pittsburg

We are pleased to present the City of Pittsburg Comprehensive Annual Financial Report (CAFR) for the year ending June 30, 2019 (FY 2018-19). The information in this CAFR is prepared in accordance with "Generally Accepted Accounting Principles" (GAAP) and includes an unmodified opinion on the report by the City's independent certified public accountants. Although we rely on the standards and expertise of these external authorities, the City is responsible for the accuracy and fairness of this report, inclusive of all disclosures that are necessary to enable the reader to understand the City's operations.

For those readers interested in a more detailed review of the City's financial statements, a narrative section called Management's Discussion and Analysis (MDA) has been included as part of the Financial Section. The MDA reports on the financial highlights of the City and provides additional analysis on the variances and trends reported as part of the financial statements. The MDA also discloses significant items affecting the financial condition of the City and is designed to be read in conjunction with this letter of transmittal.

City Profile

The City was incorporated in 1903 and is located along the Sacramento-San Joaquin River Delta, situated on the north side of Mount Diablo. Pittsburg is located in the northeast part of Contra Costa County.

The City is a general law City and operates utilizing the Council-Manager form of government. The five Council members are elected at large for staggered four-year terms to govern the City. Also elected to four-year terms are the City Treasurer and City Clerk. The City Council is responsible for establishing goals, priorities, and policies; adopting an annual budget; appointing commissions and committees; and hiring the City Manager and City Attorney. The City Manager is responsible for implementing the Council's policies, overseeing the day–to-day operations of the City and appointing the directors of the City's departments.

The City provides a full range of municipal services, including police, water treatment and distribution, sewer collection, streets, cultural and recreational facilities, public works, parks, economic development, planning, zoning, building inspection, code enforcement, housing assistance, marina operations, energy distribution, engineering, and general administration. The Contra Costa County Fire Protection District provides fire protection services for the City.

Reporting Entities

The financial statements included in this CAFR present the City (the primary government) with all the City funds, Housing Authority, Pittsburg Power Company (Pittsburg Power) and Pittsburg Arts and Community Foundation (PACF) as component units. These three component units are separate legal entities; however, the members of the City Council also serve as members of the Housing Authority Board, the Successor Agency Board, the Southwest Pittsburg Geologic Hazard Abatement District II ("GHAD II") Board, and the Pittsburg Power Company Board. Therefore, the financial information for the Housing Authority, Successor Agency to the former Redevelopment Agency of the City of Pittsburg (SA), GHAD II, and Pittsburg Power Company are blended with the City's financial information.

Economic Conditions and Outlook

Pittsburg's population has grown to approximately 72,437. Unemployment rates have continued to drop from 17.4% at the peak of the recession to 3.1% in 2019. During this past year the City continued to see increased revenues from sales, property and other taxes.

Sales Tax revenue increased by six percent (6%) or $830,272 from prior year as a result of catch-up by California Dept of Taxation Administration (CDFTA) on backlog taxes initially generated upon takeover of responsibilities from Bureau of Equalization (BOE) in 2018.

The City's Gas Tax revenue increased by fifty-eight percent (58%) due to the Road Maintenance and Rehabilitation Accountability Act (RMRA). This was adopted to help fund local streets, roads and infrastructure repairs and collection which started mid-year of FY 2017-18. The increase of $998,495 was due to full year collection in FY 2018-19.

Consistent with increases in the City's assessment value, Motor Vehicle Revenue, also known as VLF Swap, increased by seven percent (7%) or $327,261 from prior year.

While revenues continue to improve, staff throughout the City have continued to be diligent in maintaining a low level of costs to deliver the core services to both the residents and the business community.

The City's Economic Development department continues to partner with the Chamber of Commerce to attract new businesses, assist existing businesses, and collaborate with organizations to train and enable residents to find employment. EastBay Works, Los Medanos College and Future Build are entities the City works with to provide businesses and residents with employment and training opportunities locally.

General Fund Condition and Long-term Plans

The City developed a 20-year General Fund Forecast and Balancing Plan ("20-Year Plan") to assist City Management and City Council on the General Fund budget and use of the Budget Stabilization Fund. Periodically, the 20-year Plan is updated based on current revenue and expenditure information.

This plan incorporates anticipated fluctuations of revenues and expenditures over a longer term, thus allowing the City to manage its affairs in a prudent fiscal manner, while providing services to residents and businesses necessary for a growing community.

These plans help the City fund the Budget Stabilization Fund as required by policy at the end of FY 2017-18.

Fiscal Sustainability Ordinance

In June 2017, the City passed an updated Fiscal Sustainability Ordinance to ensure the City protects its revenues and to ensure proper fiscal responsibility. As part of the Ordinance, reserve levels and funding mechanics were mandated to provide for emergencies and ensure that proper fiscal reserve levels were maintained. Within the Ordinance, reserve levels were set at 30% of annual operating expenses for the City's General Fund, Internal Service Funds and Enterprise Funds. The reserve level was placed at a percentage of operating expenses rather than a static number to ensure adequate reserve levels are maintained over time. The City also established a Budget Stabilization Fund to provide a minimum of $2 million or 5% of the City's annual General Fund operating expenses. The Budget Stabilization Fund was fully funded in FY 2017-18.

Major Initiatives:

Capital Projects completed FY 2018-19:

- Water Main – Buchanan Road
- Sewer/Water Line Replacement/Rehabilitation Program
- Railroad Avenue Storm Drainage Improvements
- Water Treatment Plant Filter Media Replacement
- School Area Safety Improvements
- Loveridge Road Waterline Project
- Downtown Sidewalk Repair

FY 2019-20 Major Initiatives:

Capital Projects Scheduled for Construction during FY 2019-20:

- Railroad Avenue Pavement Project (Central Avenue to 17th Street)
- Marina Maintenance Dredging – George Lowy Basin
- Montezuma Slough Pump Station Replacement
- West Leland Road Underground & Street Lighting Project
- Loveridge Road Pavement Project (East Leland Road to California Avenue)
- CDBG Curb Ramp Project (Highland Meadows)

The City has received several applications for a new development near Pittsburg Center BART, the system extension station that opened in May 2019. The station has proved to be popular with commuters, and ridership has exceeded BART's projections. The station has had a significant impact on traffic patterns, including increased pedestrian and bicycle traffic throughout the area, particularly during commute hours. Proposals for new developments near the station include a 125-room hotel, higher density housing and other transit-oriented commercial developments consistent with the Railroad Avenue Specific Plan adopted by the City Council.

The City has completed Preliminary Engineering Studies for the 1.7-mile James Donlon Boulevard Extension, a new bypass between Antioch and Kirker Pass Road that is designed to relieve congestion along a regional traffic corridor. The extension will provide a commute alternative to Buchanan Road and is supported by regional traffic impact fees. During FY 2019-20 the City's consultant will continue the design process in preparation for advertising the project for bids. Construction is scheduled for FY 2022-23.

OTHER INFORMATION

The City is responsible for establishing and maintaining internal control structures designed to ensure that the assets be protected from loss, theft, or misuse and to ensure that adequate accounting data is compiled to allow for the preparation of financial statements in conformity with generally accepted accounting principles. The internal control structures are designed to provide reasonable, but not absolute, assurance that these objectives are met. The concept of reasonable assurance recognizes that: (1) the cost of a control should not exceed the benefits likely to be derived; and (2) the valuation of costs and benefits requires estimates and judgments by management.

Single Audit and Compliance

As a recipient of federal and state financial assistance, the City is responsible for ensuring that an adequate internal control structure is in place to ensure compliance with applicable laws and regulations related to those programs. This internal control structure is subject to periodic evaluation by management and the Finance staff of the City. In management's opinion, the City's internal controls adequately safeguard assets and provide reasonable assurance of the proper recording of financial transactions. In addition, the results of the City's Single Audit for the fiscal year ended June 30, 2018 provided no instances of material weaknesses in the internal control structure or significant violations of applicable laws and regulations.

Budgetary Controls

The City maintains budgetary controls to safeguard City assets and ensures compliance with legal provisions embodied in the annual appropriated budget as approved by the City Council. Activities of the General Fund, Special Revenue funds and Capital Projects funds are included in the annual appropriated budget. The level of budgetary control (the level at which expenditures cannot legally exceed the appropriated amount) is established at the fund level. The City also applies and maintains an encumbrance accounting system as a technique to accomplishing budgetary control. As demonstrated by the statements and schedules included in the financial section of this report, the City continues to meet its responsibility for sound financial management. The City has received the "Government Finance Officers Association's Distinguished Budget Presentation" award for its budget document.

Appropriations Limit

Proposition 4, the "Gann" initiative, was passed by California voters in 1978 and is intended to limit governmental General Fund appropriations. The appropriation limit is calculated each year based upon FY 1978-79 appropriations, modified by the composite consumer price index, and population changes that have occurred in subsequent years. The City's General Fund appropriation limit for FY 2018-19 amounted to $161,174,749. The City's FY 2018-19 General Fund budget was $44.6 million, which is below the appropriation limit.

Cash Management

The City temporarily holds idle cash in the Local Agency Investment Fund (LAIF) as administered by the Treasurer of the State of California. LAIF invests in obligations of the United States Treasury, Federal Agency Coupons and Discount Notes, Medium Term Notes, and Certificates of Deposit. These investments, as permitted under an investment policy adopted by the City Council, defines eligible investments and maturities of the City's investment portfolio and requires securities to be held by the City or by a qualified custodial institution and registered in the name of the City. The quarterly return on LAIF pooled investments at June 30, 2019 was 2.57%, an increase of 0.67% compared to the prior fiscal year of 1.90%. Total LAIF interest earnings were $494,976 for FY 2018-19 an increase of $106,215 compared to the prior fiscal year amount of $388,761.

Risk Management

The City is self-insured for the first $25,000 of each loss and maintains excess liability insurance through the Management Pooling Authority (MPA). The City is self-insured for liability occurrences over $29 million per occurrence. The City also maintains statutory excess workers' compensation insurance through the Municipal Pooling Authority (MPA).

Independent Audit

Maze & Associates, Certified Public Accountants, an independent public accounting firm, has examined the financial statements of the City and its affiliated agencies. Their opinion on the City's financial statements and supplemental information is included within this report.

Certificate of Achievement

The Government Finance Officers Association of the United States and Canada ("GFOA") awarded a Certificate of Achievement for Excellence in Financial Reporting to the City of Pittsburg for its Comprehensive Annual Financial Report for the fiscal year ended June 30, 2018. In order to receive the "Certificate of Achievement" award, a government agency must publish an easily readable and efficiently organized Comprehensive Annual Financial Report. This report must satisfy both generally accepted accounting principles and applicable legal requirements.

Acknowledgements

The preparation of this report is the result of the concerted effort and dedication of all employees of the City of Pittsburg Finance Department. However, we would like to acknowledge Laura Mendez and the extra effort she invested in completing this year's Audited Financial Statements.

Finally, we would like to thank the Mayor and members of the City Council for their support in planning and conducting the financial operations of the City in a responsible and transparent manner.

Respectfully submitted,



Garrett Evans
City Manager



Brad Farmer
Director of Finance

➢ CITY GOVERNMENT ORGANIZATION

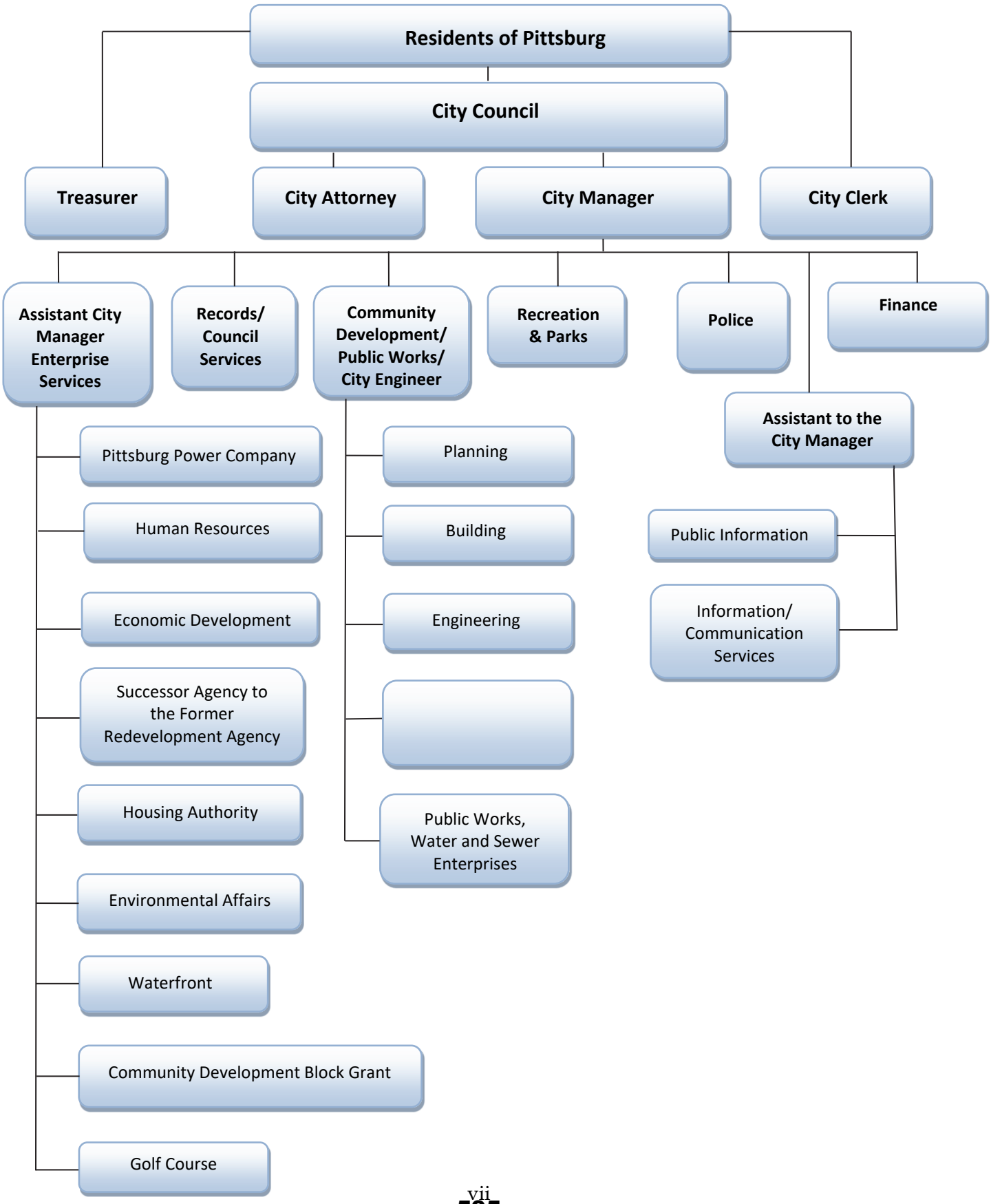

City of Pittsburg
Comprehensive Annual Financial Report
Fiscal Year Ended June 30, 2019

City Council

Juan Antonio Banales, Mayor
Jelani Killings, Vice Mayor
Merl Craft, Council Member
Holland Barrett White, Council Member
Shanelle Scales-Preston, Council Member

Other Elected Officials

Alice E. Evenson, City Clerk
Nancy L. Parent, City Treasurer

City Attorney

Donna Mooney, Esquire, City Attorney

Management Staff

Garrett Evans, City Manager
Fritz McKinley, Assistant City Manager/Director Public Works
Brian Addington, Chief of Police
Alice E. Evenson, Director of Records and Council Services
Brad Farmer, Director of Finance
Jill Hecht, Director of Community Development
Maria Aliotti, Director of Community Services
Stacey Shell, Director of Human Resources

Government Finance Officers Association

Certificate of Achievement for Excellence in Financial Reporting

Presented to

City of Pittsburg

California

For its Comprehensive Annual
Financial Report
for the Fiscal Year Ended

June 30, 2018

Christopher P. Morrill

Executive Director/CEO

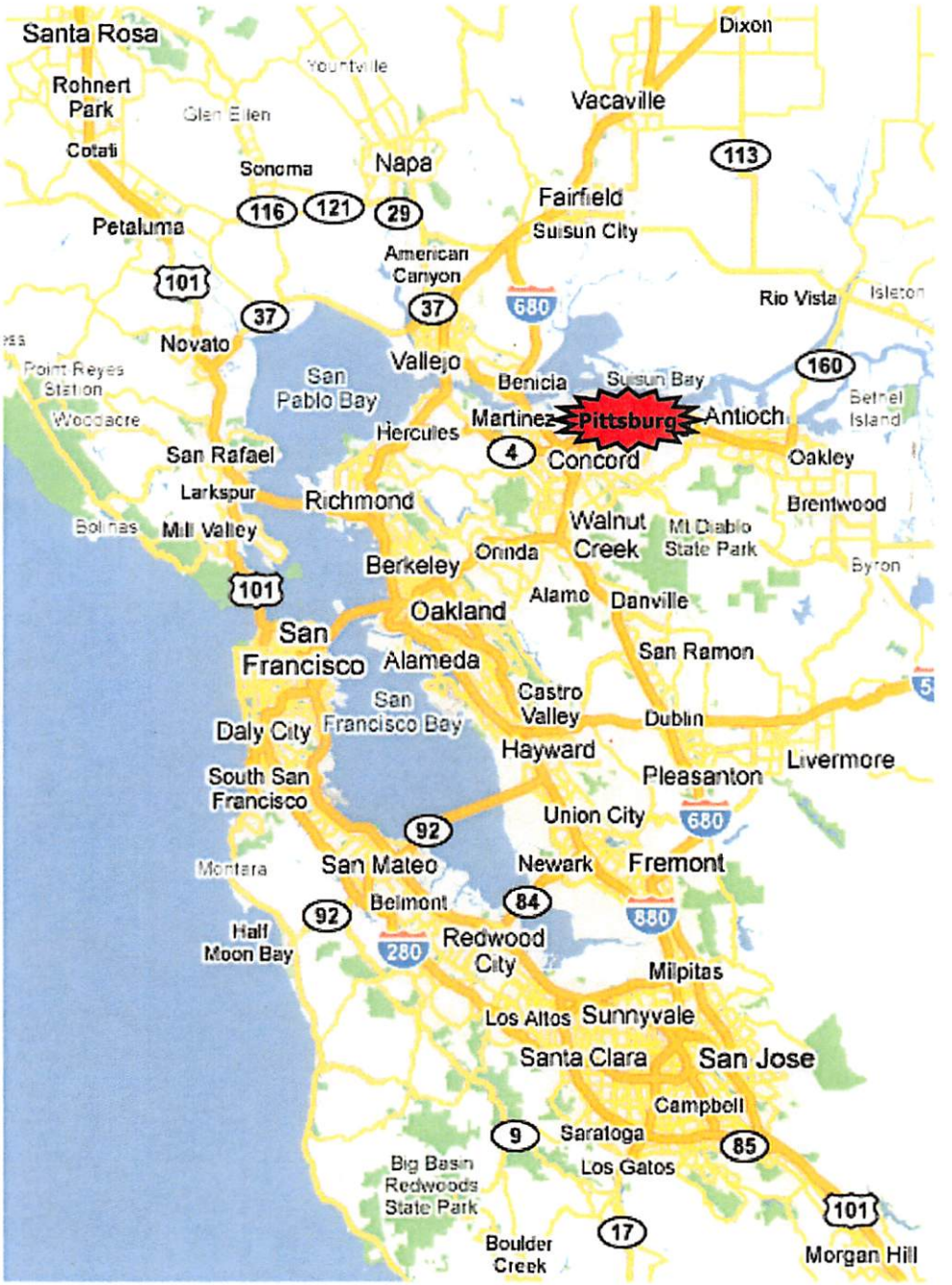
Santa Rosa
Rohnert Park
Cotati
Petaluma
Sonoma
Napa
Yountville
Glen Ellen
Vacaville
Dixon
113
116
121
29
Fairfield
Suisun City
American Canyon
101
37
680
Rio Vista
Isleton
Novato
Point Reyes Station
Woodacre
San Pablo Bay
Vallejo
Benicia
Suisun Bay
160
Martinez
Pittsburg
Antioch
Bethel Island
Hercules
4
Concord
Oakley
San Rafael
Larkspur
Richmond
Brentwood
Bolinas
Mill Valley
Walnut Creek
Mt Diablo State Park
Berkeley
Orinda
Byron
101
Alamo
Danville
Oakland
San Francisco
Alameda
San Ramon
Castro Valley
San Francisco Bay
Daly City
Dublin
Hayward
Livermore
South San Francisco
Pleasanton
Union City
680
92
Montara
San Mateo
Newark
Fremont
Belmont
84
92
880
Half Moon Bay
280
Redwood City
Milpitas
Los Altos
Sunnyvale
Santa Clara
San Jose
Campbell
9
Saratoga
85
Big Basin Redwoods State Park
Los Gatos
101
17
Boulder Creek
Morgan Hill

MAZE & ASSOCIATES

INDEPENDENT AUDITOR'S REPORT

To the Honorable City Council of the
City of Pittsburg, California

Report on Financial Statements

We have audited the accompanying financial statements of the governmental activities, the business-type activities, each major fund, and the aggregate remaining fund information of the City of Pittsburg, California (City), as of and for the year ended June 30, 2019, and the related notes to the financial statements, which collectively comprise the City's basic financial statements as listed in the Table of Contents.

Management's Responsibility for the Financial Statements

Management is responsible for the preparation and fair presentation of these financial statements in accordance with accounting principles generally accepted in the United States of America; this includes the design, implementation, and maintenance of internal control relevant to the preparation and fair presentation of the financial statements that are free from material misstatement, whether due to fraud or error.

Auditor's Responsibility

Our responsibility is to express opinions on these financial statements based on our audit. We conducted our audit in accordance with auditing standards generally accepted in the United States of America and the standards applicable to financial audits contained in *Government Auditing Standards,* issued by the Comptroller General of the United States. Those standards require that we plan and perform the audit to obtain reasonable assurance about whether the financial statements are free from material misstatement.

An audit involves performing procedures to obtain audit evidence about the amounts and disclosures in the financial statements. The procedures selected depend on the auditor's judgment, including the assessment of the risks of material misstatement of the financial statements, whether due to fraud or error. In making those risk assessments, the auditor considers internal control relevant to the City's preparation and fair presentation of the financial statements in order to design audit procedures that are appropriate in the circumstances, but not for the purpose of expressing an opinion on the effectiveness of the City's internal control. Accordingly, we express no such opinion. An audit also includes evaluating the appropriateness of accounting policies used and the reasonableness of significant accounting estimates made by management, as well as evaluating the overall presentation of the financial statements.

We believe that the audit evidence we have obtained is sufficient and appropriate to provide a basis for our audit opinions.

Accountancy Corporation
3478 Buskirk Avenue, Suite 215
Pleasant Hill, CA 94523

T 925.930.0902
F 925.930.0135
E maze@mazeassociates.com
W **mazeassociates.com**

Opinions

In our opinion, the financial statements referred to above present fairly, in all material respects, the respective financial position of the governmental activities, the business-type activities, each major fund, and the aggregate remaining fund information of the City as of June 30, 2019, and the respective changes in financial position and, where applicable, cash flows thereof for the year then ended in accordance with accounting principles generally accepted in the United States of America.

Other Matters

Required Supplementary Information

Accounting principles generally accepted in the United States of America require that Management's Discussion and Analysis and other Required Supplementary Information, as listed in the Table of Contents, be presented to supplement the basic financial statements. Such information, although not a part of the basic financial statements, is required by the Governmental Accounting Standards Board, who considers it to be an essential part of financial reporting for placing the basic financial statements in an appropriate operational, economic or historical context. We have applied certain limited procedures to the required supplementary information in accordance with auditing standards generally accepted in the United States of America, which consisted of inquiries of management about the methods of preparing the information and comparing the information for consistency with management's responses to our inquiries, the basic financial statements, and other knowledge we obtained during our audit of the basic financial statements. We do not express an opinion or provide any assurance on the information because the limited procedures do not provide us with sufficient evidence to express an opinion or provide any assurance.

Other Information

Our audit was conducted for the purpose of forming opinions on the financial statements that collectively comprise the City's basic financial statements as a whole. The Introductory Section, Supplementary Information, and Statistical Section listed in the Table of Contents are presented for purposes of additional analysis and are not a required part of the basic financial statements.

The Supplementary Information is the responsibility of management and was derived from and relates directly to the underlying accounting and other records used to prepare the basic financial statements. Such information has been subjected to the auditing procedures applied in the audit of the basic financial statements and certain additional procedures, including comparing and reconciling such information directly to the underlying accounting and other records used to prepare the basic financial statements or to the basic financial statements themselves, and other additional procedures in accordance with auditing standards generally accepted in the United States of America. In our opinion, the Supplementary Information is fairly stated in all material respects in relation to the basic financial statements as a whole.

The Introductory and Statistical Sections have not been subjected to the auditing procedures applied in the audit of the basic financial statements and, accordingly, we do not express an opinion or provide any assurance on them.

Other Reporting Required by Government Auditing Standards

In accordance with *Government Auditing Standards*, we have also issued our report dated December 2, 2019 our consideration of the City's internal control over financial reporting and on our tests of its compliance with certain provisions of laws, regulations, contracts, and grant agreements and other matters. The purpose of that report is to describe the scope of our testing of internal control over financial reporting and compliance and the results of that testing, and not to provide an opinion on internal control over financial reporting or on compliance. That report is an integral part of an audit performed in accordance with *Government Auditing Standards* in considering the City's internal control over financial reporting and compliance.

Maze & Associates

Pleasant Hill, California
December 2, 2019



CITY OF PITTSBURG

Comprehensive Annual Financial Report

June 30, 2019

MANAGEMENT'S DISCUSSION AND ANALYSIS

As management of the City of Pittsburg (the City), we offer readers this discussion and analysis of the City's financial performance for the year ending June 30, 2019 (FY 2018-19). The accuracy of the data presented and the completeness and fairness of the presentation, including all disclosures in this report, are the responsibility of the City. The report has been prepared in accordance with Generally Accepted Accounting Principles (GAAP) as promulgated by the Governmental Accounting Standard Board (GASB). We encourage readers to consider the information presented here in conjunction with additional information which can be found in the introductory section of this report and within the City's financial statements, which follow this discussion.

FINANCIAL HIGHLIGHTS

- The assets & deferred outflow of resources of the City exceeded its liabilities and deferred inflows of resources at the close of the FY 2018-19 by $380.7 million (M) (*net position*).

The City's total net position of $380.7M increased from the prior FY 2017-18 by $10.4M. See below for breakdown of governmental and business type activities.

As of June 30, 2019, the City's governmental fund balance saw an increase of $4.9M resulting in a balance of $46.9M compared to the prior fiscal year balance of $42.0M. The difference is a combination of additional general revenues: increase in taxes and fees, excess pass through revenues from the Successor Agency, Successor Agency loan payoff, increase in investment earnings and an offsetting of costs incurred in personnel, contractual and capital outlay expenditures.

The City's net position from business type activities (enterprise funds) increased by appropriately $8.8M from $133.6M to $142.4M. The increase is a combination of additional fees due to rate increases, investment earnings coming in higher as compared to prior year and an increase in net capital assets.

- As of June 30, 2019, the fund balance (total assets minus total liabilities) for the General Fund, which includes the Budget Stabilization and Economic Development funds, was $24.5M. The detail of this amount is as follows: $2.0M was designated as "Nonspendable" for items that are not in a spendable form such as deposits, interfund advances and inventory, $0.8M was designated as "Assigned" for economic development activities and encumbrances intended to be used for specific purposes designated by the City Council and $21.7M as unassigned. The unassigned balance consists of $19.2M in General Fund operating reserve available to cover expenses in the event of an emergency and $2.5M in the Budget Stabilization Fund that can be used to balance future budgets subject to the limits of the Fiscal Sustainability Ordinance.

- There are three major funds in the Governmental Funds section of the Comprehensive Annual Financial Report: 1) the General Fund, 2) Housing Authority (Section 8) and 3) Successor Agency Housing.

- There are five major enterprise funds in the Proprietary Funds section of the Comprehensive Annual Financial Report: (1) Water Utility, (2) Sewer Utility, (3) Marina, (4) Pittsburg Power Company (including Island Energy) and (5) Waterfront Operations.

OVERVIEW OF THE FINANCIAL STATEMENTS

The Management's Discussion and Analysis is intended to serve as an introduction to the City's basic financial statements, which are comprised of three components: 1) government-wide financial statements, 2) fund financial statements, and 3) notes to the financial statements. This report contains other supplementary information in addition to the basic financial statements.

Government-Wide Financial Statements - The Government-Wide Financial Statements are designed to provide readers with a broad overview of the City's finances, in a manner similar to a private-sector business. These statements consist of:

- The Statement of Net Position presents information on all the City's assets and deferred outflow of resources and liabilities, with the difference between the two reported as "net position". Over time, increases or decreases in net position may serve as a useful indicator of whether the financial position of the City is improving or deteriorating.

- The Statement of Activities presents information reflecting any change in the government's net position during the most recent fiscal year. All changes in net position are reported as soon as the underlying event giving rise to the change occurs (regardless of the timing of related cash flows). Thus, revenues and expenses are reported in this statement for some items that will only result in cash flows in future fiscal periods (e.g., earned but unused vacation and compensated leave of absence).

Both of the Government-Wide Financial Statements distinguish functions of the City that are principally supported by taxes and intergovernmental revenues (governmental activities) from other functions that are intended to recover all or a significant portion of their costs through user fees and charges (business-type activities). The governmental activities of the City include legislative and legal, general government, public safety, public works, community development and recreation. The business-type activities of the City include Water, Sewer, Marina, Pittsburg Power Company (includes Island Energy operation), and Waterfront Operations.

The Government-Wide Financial Statements include not only the City but the Housing Authority and Housing Successor Agency. Financial information for these component units are blended with the financial statements of the primary government itself.

Fund Financial Statements – A "fund" is a grouping of related accounts that is used to maintain control over resources that have been segregated for specific activities or objectives. The City of Pittsburg, like other state and local governments, uses fund accounting to ensure and demonstrate compliance with finance-related legal requirements. All of the funds can be divided into three categories: governmental funds, proprietary funds, and City's fiduciary funds.

- ***Governmental Funds*:** These funds are used to account for essentially the same functions reported as governmental activities in the government-wide financial statements. Unlike the Government-Wide Financial Statements, governmental fund financial statements focus on near-term inflows and outflows of spendable resources, as well as on balances of spendable resources available at the end of the fiscal year. Such information may be useful in evaluating a government's near-term financing requirements. However, this information does not encompass the additional long-term focus of the government-wide statements. Reconciliations that explain the relationship (or differences) between governmental funds and governmental activities follow each of the governmental funds statements.

The City maintains 45 individual governmental funds. Information is presented separately in the governmental funds balance sheet and in the governmental funds statement of revenues, expenditures, and changes in fund balances for three funds that are considered to be major funds. These funds consist of the General Fund, Housing Authority (Section 8), and the Successor Agency Housing Fund. Data from the other 42 governmental funds, which are combined into a single, aggregated presentation under Other Governmental Funds, are considered as non-major funds.

A budgetary comparison statement has been provided for the funds that have an adopted budget to demonstrate compliance with this budget.

***Proprietary Funds*:** The City maintains two different types of proprietary funds; Enterprise Funds and Internal Service Funds. Enterprise Funds are used to report the same functions presented as "business-type activities" in the Government-Wide Financial Statements. The Enterprise Funds are used to account for Water, Sewer, Marina, Pittsburg Power Company (including Island Energy) operations, and Waterfront Operations.

- *Enterprise Funds* provide the same type of information as the Government-Wide Financial Statements, only in more detail. The Proprietary Fund Financial Statements provide separate information for the Water Fund, the Sewer Fund, the Marina Fund, Pittsburg Power Company (including Island Energy), and Waterfront Operations, all of which are considered to be major funds. Conversely, Internal Service Funds are combined into a single, aggregated presentation in the Proprietary Fund Financial Statements.

- *Internal Service* funds are an accounting device used to accumulate and allocate costs internally among the City's various functions. The City uses Internal Service Funds to account for maintaining its fleet of vehicles, building maintenance, information and communication systems, risk management/insurance, and employee fringe benefits activities. Because these services predominantly benefit governmental rather than business-type functions, they have been included within "governmental activities" in the government-wide financial statements.

***Fiduciary Funds*:** Fiduciary Funds are used to account for resources held for the benefit of parties outside the government. Fiduciary Funds are not reflected in the Government-Wide Financial Statement because the resources of those funds are not available to support the City's own programs. The accounting used for Fiduciary Funds is much like that which is used for Proprietary Funds. The Assessment District Bonds Fund, the Environmental Impact Fee Fund and the Other Impact Fees Fund are held as Fiduciary Funds by the City. With the dissolution of Redevelopment Agency per ABX 1484, the activities of the Successor Agency to the Former Redevelopment Agency are reported as Private Purpose Trust Fund in the Fiduciary Fund section. Also, included in the Fiduciary Funds is the Miscellaneous Employee Retirement System.

Notes To The Financial Statements – The notes provide additional information that is essential to a full understanding of the data provided in the Government-Wide and Fund Financial Statements. This year, the City implemented the following GASB Pronouncements:

GASB Statement 88 – Certain Disclosures Related to Debt Including Direct Borrowing and Direct Placement .

For a detailed description of the all the pronouncements see Note 1R – Summary of Significant Accounting Policies.

Other Information – In addition to the basic financial statements and accompanying notes, this report also presents certain required supplementary information concerning the City's progress in funding its obligation to provide pension benefits to its employees.

GOVERNMENT-WIDE FINANCIAL ANALYSIS

Net Position – As noted earlier, net position may serve over time as a useful indicator of a government's financial position. In the case of the City, combined net position (government and business-type activities) totaled $380.7M at the close of the Fiscal Year ending June 30, 2019, which is $10.4m more than the Fiscal Year ending June 30, 2018.

The Government-Wide Financial Statements provide long-term and short-term information about the City's overall financial condition. This analysis addresses the financial statements of the City as a whole. The following table reflects the Summary of Net Position for the Fiscal Year ended June 30, 2019 with the comparative data for the Fiscal Year ended June 30, 2018 as restated.

City of Pittsburg
Summary of Net Position
As of June 30, 2019

	Governmental Activities		Business-Type Activities		Total	
	2018	2019	2018	2019	2018	2019
Current Assets	$ 93,545,399	$ 97,173,968	$ 50,217,039	$ 57,050,648	$ 143,762,438	$ 154,224,616
Capital Assets	250,420,599	250,406,743	147,324,571	147,949,655	397,745,170	398,356,398
Total Assets	343,965,998	347,580,711	197,541,610	205,000,303	541,507,608	552,581,014
Deferred Outflow of Resources	17,987,857	13,475,481	3,247,810	2,802,393	21,235,667	16,277,874
Current Liabilities	12,159,321	12,817,305	8,917,057	9,316,656	21,076,378	22,133,961
Non-Current Liabilities	107,438,296	106,728,948	57,653,618	54,997,885	165,091,914	161,726,833
Total Liabilities	119,597,617	119,546,253	66,570,675	64,314,541	186,168,292	183,860,794
Deferred Inflows of Resources	5,678,690	3,264,894	663,686	1,069,350	6,342,376	4,334,244
Net Investment in Capital Assets	249,540,604	248,811,743	105,621,313	108,577,637	355,161,917	357,389,380
Restricted	21,203,698	27,518,072	25,743,990	33,305,962	46,947,688	60,824,034
Unrestricted	(34,066,754)	(38,084,770)	2,189,756	535,206	(31,876,998)	(37,549,564)
Total Net Position as Restated (Note 9E)	$ 236,677,548	$ 238,245,045	$ 133,555,059	$ 142,418,805	$ 370,232,607	$ 380,663,850

Current assets are assets that are liquid in nature or can be converted into cash quickly. Current liabilities are outstanding liabilities that are due within one year.

The Statement of Net Position contains more detailed information on current assets, capital assets, deferred outflows of resources, current liabilities, non-current liabilities and deferred inflows of resources.

At the end of the FY 2018-19 the total assets and deferred outflows of resources exceeded total liabilities and deferred inflows of resources by $380.7M.

Changes in Net Position – In FY 2018-19 the City's total Governmental expenditures of $84.3M were less than the revenues and transfers of $85.8M by $1.5M. The City's expenses cover a range of services for the Governmental Activities: the largest expenses were in Public Safety $30.4M, Community Development and Services $26.9M and Public Works $15.0M. These expenses include capital outlays, which are now reflected in the City's capital assets. Further analysis is provided within the governmental and business-type sections on the following pages. For additional information on the Capital Assets, please refer to Note 6 – Capital Assets disclosure.

Governmental Activities – Governmental Activities reflect an increase of $1.6M in net position, and Business Activities reflect an increase of $8.8M in net position for the FY 2018-19. A comparison of the cost of services by function for the City's Governmental Activities is shown below, along with the revenues used to cover the net expenses of the Governmental Activities, as well as comparative data from the FY 2017-18.

Statement of Changes in Net position
Fiscal Year Ended June 30, 2019
With comparative data for fiscal year ended June 30, 2018

	Governmental Activities		Business-Type Activities		Total	
	2018	2019	2018	2019	2018	2019
Revenue:						
Program Revenues:						
Charges for Services	$ 17,635,524	$ 22,038,768	$ 38,291,043	$ 41,388,639	$ 55,926,567	$ 63,427,407
Operating Grants and Contributions	17,924,456	19,071,198	139,465	179,686	18,063,921	19,250,884
Capital Grants and Contributions	1,132,855	897,177	-	53,000	1,132,855	950,177
Sub-Total	36,692,835	42,007,143	38,430,508	41,621,325	75,123,343	83,628,468
GeneralRevenues:						
Property Taxes	3,972,711	4,039,499	-	-	3,972,711	4,039,499
Sales Tax	13,616,195	14,446,467	-	-	13,616,195	14,446,467
Franchise Fees	4,928,647	5,118,174	-	-	4,928,647	5,118,174
Motor Vehicle in lieu fees	4,825,687	5,152,948	-	-	4,825,687	5,152,948
Gas Taxes	1,720,291	2,718,786	-	-	1,720,291	2,718,786
Other Taxes	10,248,840	9,339,331	-	-	10,248,840	9,339,331
Investment Earnings-Unresticted	590,186	1,755,074	373,857	1,678,989	964,043	3,434,063
Gain on Sale of Assets	15,950	47,729	56,375	40,246	72,325	87,975
Sub-Total	39,918,507	42,618,008	430,232	1,719,235	40,348,739	44,337,243
Total Revenues	76,611,342	84,625,151	38,860,740	43,340,560	115,472,082	127,965,711
Expenses:						
General Government	4,615,532	4,179,280	-	-	4,615,532	4,179,280
City Council	67,947	107,074	-	-	67,947	107,074
City Manager & Clerk	700,808	700,225	-	-	700,808	700,225
City Attorney	361,908	415,320	-	-	361,908	415,320
Human Resources	1,071,270	1,180,938	-	-	1,071,270	1,180,938
Finance and Services	2,163,865	2,026,141	-	-	2,163,865	2,026,141
Community Development & Services	25,907,831	26,929,340	-	-	25,907,831	26,929,340
Public Safety	28,241,337	30,371,957	-	-	28,241,337	30,371,957
Public Works	14,832,846	14,999,725	-	-	14,832,846	14,999,725
Interest on Long-Term Debt	4,031,806	3,352,170	-	-	4,031,806	3,352,170
Water Utility	-	-	18,728,126	18,893,219	18,728,126	18,893,219
Sewer Utility	-	-	3,027,448	3,175,703	3,027,448	3,175,703
Marina	-	-	2,369,801	2,484,823	2,369,801	2,484,823
Pittsburg Power	-	-	6,947,359	7,502,071	6,947,359	7,502,071
Waterfront Opertions	-	-	1,405,996	1,216,482	1,405,996	1,216,482
Total Expenses	81,995,150	84,262,170	32,478,730	33,272,298	114,473,880	117,534,468
Increase(Decrease) in Net Position before Transfers	(5,383,808)	362,981	6,382,010	10,068,262	998,202	10,431,243
Transfers	1,544,688	1,204,516	(1,544,688)	(1,204,516)	-	-
Change in Net Position	(3,839,120)	1,567,497	4,837,322	8,863,746	998,202	10,431,243
Net Position-Beginning of Year (As Restated)	244,926,583	236,677,548	130,301,828	133,555,059	375,228,411	370,232,607
Prior period adjustment due to implementation of GASB 75 (Note 9E)	(4,409,915)	-	(1,584,091)	-	(5,994,006)	-
Net Position - End of Year	$ 236,677,548	$ 238,245,045	$ 133,555,059	$ 142,418,805	$ 370,232,607	$ 380,663,850

Total Program Revenues from Governmental Activities were $42.0M in FY 2018-19. Per GASB 34, program revenues are derived directly from the program or from parties outside the reporting government's taxpayers or citizenry. Program Revenues reduce the net cost of the program to be financed from the government's general revenues. As reflected in the pie chart below, 53.3% of the Governmental Program Revenues came from Charges for Services (which includes licenses and permits, plan checking fees, developer fees and several other revenues), 44.6% from the Operating Grants and Contributions category (including restricted revenues such as Gas Tax, Measure J Tax, Asset Seizure fund and Federal/State Grants), and 2.1% from Capital Grants and Contributions.

The Charges for Services increased by $4.4M primarily due to 1.) The City received $1.2M excess pass through revenues from the Successor Agency, 2.) Steadfast Marina loan payoff of $1.3M, 3.) permit fees for capital projects increased by $1.3M and 4.) $.6M increase in public safety fees.

The Operating Grants and Contributions increased by $1.1M. This is due to the Community Development program that received $1.1M more for Housing Authority reimbursements from Housing Urban Development (HUD) due to being in shortfall status.

Capital Grants and Contributions decreased by $.2M. In prior fiscal year Public Safety received a grant to purchase a patrol vessel.

Government Revenues by Program Type

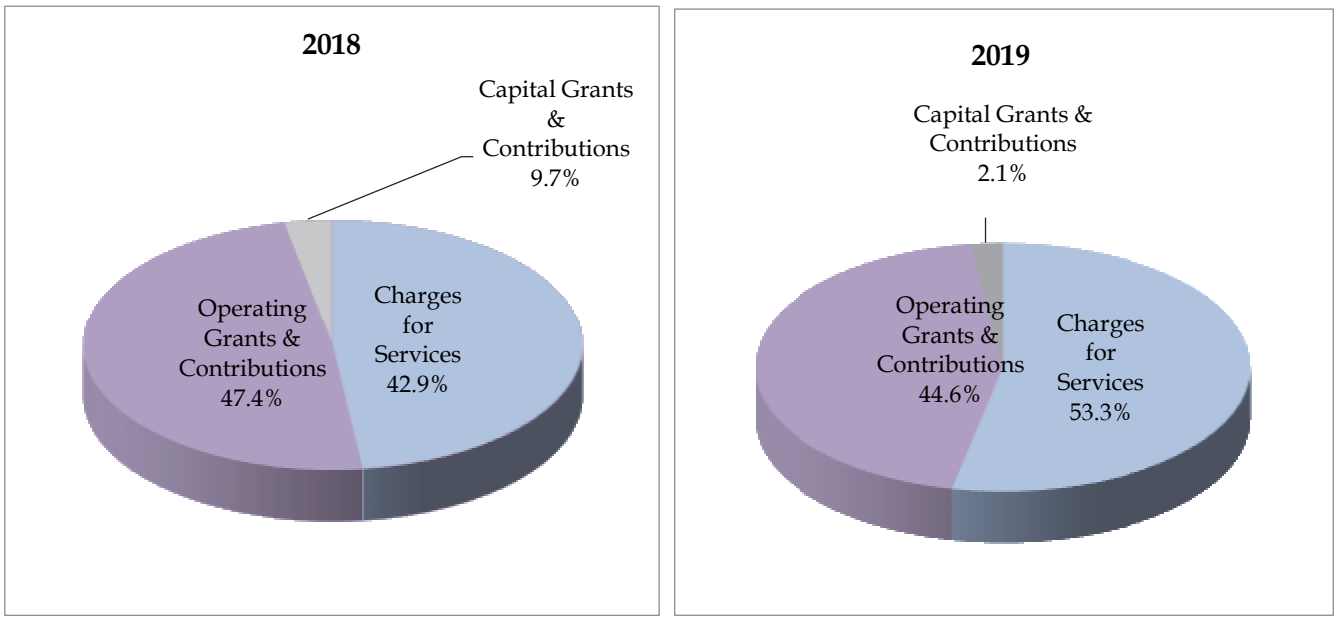

About 31% of General Government services in FY 2018-19 were funded by General Revenues. General Revenues are all other revenues not categorized as program revenues such as property taxes, sales taxes, intergovernmental and investment earnings. Interest on long-term debt is paid through general revenues.

General revenues from Governmental Activities represented $42.6M or 50% of total City revenues, and Program revenues reflected $42.0M or 49% of total Governmental Activities revenues. Sales Taxes comprised the largest percentage of General Revenues, $14.4M or 33.0%, received during the fiscal year.

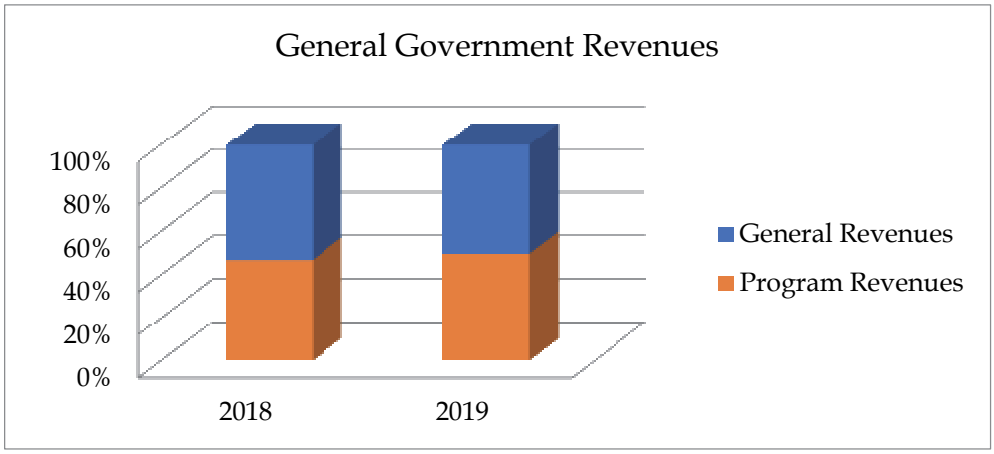

Business-Type Activities – Net position for Business-Type Activities were $142.4M, a net increase of $8.8M over the prior fiscal year. Total program revenues for Business-Type Activities were $41.6M. Total expenses for Business-Type Activities were $33.1M for the FY 2018-19. The increase in both revenues and expenses is attributed to fee increases for revenues and Capital Improvement Projects (CIP) that were not in the prior fiscal year for expenses.

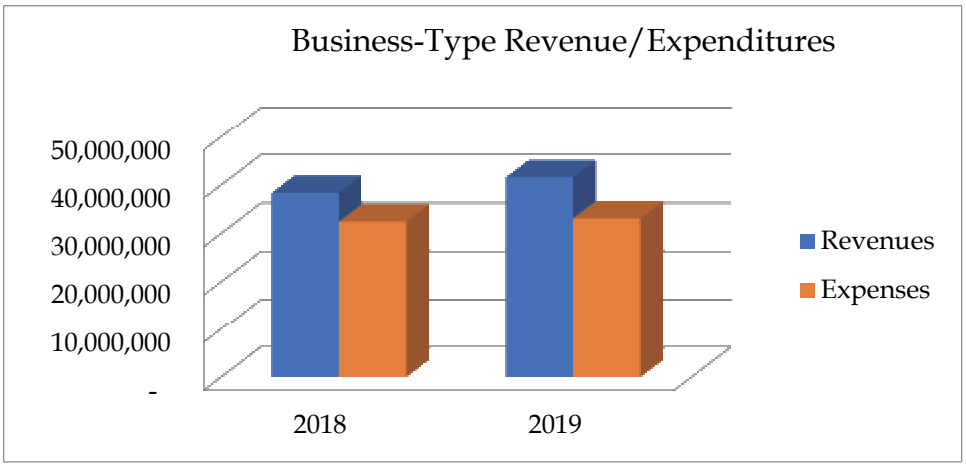

FINANCIAL ANALYSIS OF THE GOVERNMENT'S FUNDS

As noted earlier, the City uses fund accounting to ensure and demonstrate compliance with finance-related legal requirements.

The focus of the City's Governmental Funds is to provide information on near-term inflows, outflows, and balances of spending resources. Such information is useful in assessing the City's financing requirements. In particular, unassigned fund balance may serve as a useful measure of a government's net resources available for spending at the end of the fiscal year.

The Housing Authority (Section 8), which is reported as a Special Revenue Fund, saw an increase in fund balance of $358k. This is due to a increase in program funding from HUD.

General Fund Budgetary Highlights – The final amended budget totaled $46.5M, including $1,875,226 for prior fiscal year budget carry forward totals and new appropriation amendments to the originally adopted budget. These amendments are briefly summarized below.

The City Council approved the following budget carry-forwards and amendments during the current fiscal year:

Budget Carry Forwards:		**Approved Amendements:**	
Engineering - Contractural Services	$ 82,075	City Council	$ 19,709
Non-Departmental - Contingencies	183,666	City Manager	103,115
		City Clerk	2,852
		City Attorney	(56,831)
		Human Resources	7,519
		Finance and services	(3,256)
		Graffiti Removal	(4,148)
		Planning	326,598
		Buidling	(55,536)
		Engineering	(55,464)
		Recreation	168,033
		Public Safety	904,869
		Public Works - Administration	(693)
		Public Works - Street	1,736
		Non-Departmental	250,982
Total Budget Carryovers	$ 265,741	Total Amendments	$ 1,609,485
		Grand Total	$ 1,875,226

At the close of the FY 2018-19, General Fund revenues exceeded the revised budget by $2.7M. This increase is primarily attributable to excess pass through revenues from the Successor Agency.

General Fund Expenditures were $757,096 higher than the original budget and $1,772,743 lower than the revised budget. The reduced spending reflects staff's consistent efforts to maintain control over costs while awaiting the actual variable revenues to materialize such as sales and use taxes and pass-through payments. Staff has taken great care over the past several years to reduce or delay spending on non-critical items during the current fiscal year in an effort to meet the requirements of the City's Budget Stabilization Ordinance. During the past year, the City saw savings in 1) salaries and wages including fringe of $980,880, 2) contractual services of $300,103 and 3) operating expenses of $491,760. As a result of delayed spending, the City has $185,000 in budgetary carry forwards to FY 2019-20. These carryovers reflect the City's continued commitment to reinvest in the areas of greatest need while exercising care in the manner in which it spends available resources.

Deferred revenue in the General Fund is $1.3M. The balance consists of $913,000 for future infrastructure construction projects and $387,000 for various projects within the City. Please see Note 4 for further explanation.

The City's Proprietary Funds provide the same type of information found in the Government-Wide Financial Statements, but with more detail. According to standardized Governmental reporting, the Water Fund, Sewer Fund, and Pittsburg Power Company are major funds. The Marina and Waterfront Operations Fund are not considered to be major funds; however, the City has elected to continue to report the Marina and Waterfront Operations Funds as major funds.

Total net position of the Business-Type Activities was $142.4M at the end of the year, an increase of $8.8M from the prior fiscal year.

Capital Asset and Debt Administration – The City's investment in capital assets for its Governmental and Business Type activities as of June 30, 2019, was $398.4M (net of accumulated depreciation). This investment in capital assets includes land, buildings, improvements, machinery and equipment, park facilities, roads, highways, bridges, water lines, and sewer and storm systems. The total increase in the City's investment in capital assets net of depreciation was $.6M as compared to prior year.

City of Pittsburg
Capital Assets
(Net of Depreciation)
June 30, 2019

	Governmental Activities		Business-Type Activities		Total	
	2018	2019	2018	2019	2018	2019
Non-depreciable assets:						
Land	$ 34,687,011	$ 34,687,011	$ 1,646,186	$ 1,646,186	$ 36,333,197	$ 36,333,197
Contruction in Progess	15,203,098	19,481,254	28,833,255	25,057,321	44,036,353	44,538,575
Total	49,890,109	54,168,265	30,479,441	26,703,507	80,369,550	80,871,772
Depreciable assets (net of depreciation):						
Buildings and improvements	54,698,094	53,778,000	15,109,268	22,097,679	69,807,362	75,875,679
Machinery and Equipment	3,751,722	5,677,606	6,541,838	6,051,122	10,293,560	11,728,728
Infrastructure	142,080,674	136,782,872	95,194,024	93,097,347	237,274,698	229,880,219
Total	200,530,490	196,238,478	116,845,130	121,246,148	317,375,620	317,484,626
Total	$ 250,420,599	$ 250,406,743	$ 147,324,571	$ 147,949,655	$ 397,745,170	$ 398,356,398

Please see more detailed information regarding the City's capital assets in Note 6 of the Basic Financial Statements.

Debt Service Administration – At the end of the fiscal year, the City had total long-term debt outstanding of $34.9M which consisted of: 2006 Pension Obligation Bonds in the amount of $33.3M, a loan from California Energy Resources Conservation and Development Commission for conversion of the City's light poles to more energy efficiency LED lights in the amount of $212,194, a telephone voice over internet protocol (VOIP) system capital lease for $363,626, street sweeper capital lease for $70,754, fleet vehicles/street sweeper capital lease for $498,647, various fleet equipment for $261,368 and a loan from PG&E to partially fund the replacement of the City Hall Chiller in the amount of $188,411. As of June 30, 2019, the $39.4M in Business-Type Activities Long Term Debt comprised of two revenue bonds in the Water and Sewer Funds, $27.3M and $1.6M respectively and a California Infrastructure and Economic Development Bank (I-Bank) loan for financing the modifications of Pittsburg Water Treatment Plant and other infrastructures in the amount of $10.5M.

City of Pittsburg
Long-Term Debt
June 30, 2019

	Governmental Activities		Business-Type Activities		Total	
	2018	2019	2018	2019	2018	2019
Pension Obligation Bonds	$ 34,030,018	$ 33,260,642	$ -	$ -	$ 34,030,018	$ 33,260,642
Energy Conservation Loan	278,821	212,194	-	-	278,821	212,194
Capital Lease - VOIP	484,835	363,626	-	-	484,835	363,626
Capital Lease - Street Sweeper	116,339	70,754	-	-	116,339	70,754
PG&E Efficient Loan	209,740	188,411	-	-	209,740	188,411
Capital Lease-Fleet Vehicles/Street Sweeper	-	498,647	-	-	-	498,647
Capital Lease-Fleet Equipment	-	261,368	-	-	-	261,368
2008 A Revenue Bonds	-	-	-	-	-	-
2016 Water Revenue Refunding Bonds	-	-	28,650,000	27,335,000	28,650,000	27,335,000
2014 Waste Water Revenue Bonds	-	-	2,350,000	1,578,000	2,350,000	1,578,000
2014 I-Bank Loan	-	-	10,703,258	10,459,018	10,703,258	10,459,018
Total	$ 35,119,753	$ 34,855,642	$ 41,703,258	$ 39,372,018	$ 76,823,011	$ 74,227,660

Fleet Vehicles/Street Sweeper
On November 15, 2018, the City entered into a five year lease agreement for a total principal cost of $549,017 with Holman Capital Corporation to finance the purchase of three vehicles and a street sweeper for the Fleet Maintenance Department. The interest rate on the capital lease is 3.80% and principal and interest payments are due semi-annually, commencing May 15, 2019, and maturing on November 15, 2023.

Fleet Equipment
On April 24, 2019, the City entered into a five year lease agreement for a total principal cost of $261,368 with Holman Capital Corporation for various equipment. The interest rate on the capital lease is 3.80% and principal and interest payments are due semi-annually, commencing October 24, 2019, maturing on April 24, 2019.

Please see more detailed information regarding the City's outstanding debt in Note 7 of the Basic Financial Statements.

Looking Forward

The City is proud of the results of the current years activities. Each Department Head and their Staff takes a great deal of pride providing top quality services to our residents and business community, while being fiscally conservative. This approach requires City staff to consistently monitor all of our expenses while exploring and utilizing every alternative revenue source.

Requests for Information – This financial report is designed to provide a general overview of the finances for the City of Pittsburg. Questions concerning any of the information provided in this report or requests for additional financial information should be addressed to the City of Pittsburg, Finance Department, 65 Civic Avenue, Pittsburg, California 94565.



CITY OF PITTSBURG

Comprehensive Annual Financial Report

June 30, 2019

BASIC

FINANCIAL

STATEMENTS



CITY OF PITTSBURG

Comprehensive Annual Financial Report

June 30, 2019

GOVERNMENT-WIDE

FINANCIAL

STATEMENTS



CITY OF PITTSBURG

Comprehensive Annual Financial Report

June 30, 2019

City of Pittsburg
STATEMENT OF NET POSITION
June 30, 2019

	Governmental Activities	Business-Type Activities	Total
ASSETS			
Current assets:			
Cash and investments (Note 2)	$ 46,834,116	$ 49,304,301	$ 96,138,417
Restricted cash and investments (Note 2)	3,016,603	15	3,016,618
Receivables:			
Accounts	8,199,109	5,723,451	13,922,560
Interest	523,700	-	523,700
Loans/notes (Note 3)	38,678,752	333,137	39,011,889
Internal balances (Note 1H)	(1,076,012)	1,076,012	-
Inventory	820,506	223,374	1,043,880
Prepaid items and other assets	177,194	390,358	567,552
Total current assets	97,173,968	57,050,648	154,224,616
Noncurrent assets:			
Capital assets (Note 6):			
Land and nondepreciable assets	54,168,265	26,703,507	80,871,772
Depreciable capital assets, net of accumulated depreciation	196,238,478	121,246,148	317,484,626
Total capital assets, net	250,406,743	147,949,655	398,356,398
Total Assets	347,580,711	205,000,303	552,581,014
DEFERRED OUTFLOWS OF RESOURCES			
Pension related (Note 11)	11,845,823	2,230,108	14,075,931
OPEB related (Note 12)	1,629,658	572,285	2,201,943
Total Deferred Outflows of Resources	13,475,481	2,802,393	16,277,874
LIABILITIES			
Current liabilities:			
Accounts payable	2,177,916	2,043,741	4,221,657
Salaries payable	2,188,024	-	2,188,024
Interest payable (Note 1J)	703,126	647,439	1,350,565
Refundable deposits	1,345,182	1,684,718	3,029,900
Taxes payable	25,640	152,524	178,164
Loans payable	131,813	-	131,813
Due to other agencies	12,281	-	12,281
Unearned revenue (Note 4)	1,781,722	1,855,812	3,637,534
Claims and judgment payable-due within one year (Note 10)	74,522	-	74,522
Compensated absences - due within one year (Note 1M)	1,727,025	537,610	2,264,635
Long-term debt - due within one year (Note 7)	2,650,054	2,394,812	5,044,866
Total current liabilities	12,817,305	9,316,656	22,133,961
Noncurrent liabilities:			
Compensated absences - due in more than one year (Note 1M)	575,675	179,204	754,879
Net pension liability - due in more than one year (Note 11)	46,331,387	7,940,029	54,271,416
Net OPEB liability - due in more than one year (Note 12)	27,616,298	9,901,446	37,517,744
Long-term debt - due in more than one year (Note 7)	32,205,588	36,977,206	69,182,794
Total noncurrent liabilities	106,728,948	54,997,885	161,726,833
Total Liabilities	119,546,253	64,314,541	183,860,794
DEFERRED INFLOWS OF RESOURCES			
Pension related (Note 11)	3,199,175	1,045,773	4,244,948
OPEB related (Note 12)	65,719	23,577	89,296
Total Deferred Inflows of Resources	3,264,894	1,069,350	4,334,244
NET POSITION (Note 9)			
Net investment in capital assets	248,811,743	108,577,637	357,389,380
Restricted for:			
Capital projects	9,636,517	22,570,955	32,207,472
Debt service	3,036,559	3,964,943	7,001,502
Special purpose projects (Note 9D)	14,844,996	578,435	15,423,431
Facility fee reserve	-	6,191,629	6,191,629
Total restricted net position	27,518,072	33,305,962	60,824,034
Unrestricted	(38,084,770)	535,206	(37,549,564)
Total Net Position	$ 238,245,045	$ 142,418,805	$ 380,663,850

See accompanying notes to financial statements

City of Pittsburg
STATEMENT OF ACTIVITIES
For the Year Ended June 30, 2019

Functions/Programs	Expenses	Program Revenues: Charges for Services	Program Revenues: Operating Grants and Contributions	Program Revenues: Capital Grants and Contributions	Net (Expense) Revenue and Changes in Net Position: Governmental Activities	Net (Expense) Revenue and Changes in Net Position: Business-type Activities	Total
Governmental Activities:							
General government	$ 4,159,686	$ 9,147,750	$ -	$ 701,934	$ 5,689,998		$ 5,689,998
City Council	107,074	-	-	-	(107,074)		(107,074)
City Manager and City Clerk	700,225	422	-	-	(699,803)		(699,803)
City Attorney	415,320	60	-	-	(415,260)		(415,260)
Human resources	1,180,938	188	-	-	(1,180,750)		(1,180,750)
Finance and services	2,026,141	158,467	-	-	(1,867,674)		(1,867,674)
Community development and services	26,927,327	6,691,251	18,551,948	74,813	(1,609,315)		(1,609,315)
Public safety	30,371,957	3,926,464	451,569	5,188	(25,988,736)		(25,988,736)
Public works	14,998,964	2,114,166	67,681	115,242	(12,701,875)		(12,701,875)
Interest on long-term debt	3,374,537	-	-	-	(3,374,537)		(3,374,537)
Total Governmental Activities	84,262,169	22,038,768	19,071,198	897,177	(42,255,026)		(42,255,026)
Business-type Activities:							
Water Utility	18,893,219	23,240,951	30,852	-	-	$ 4,378,584	4,378,584
Sewer Utility	3,175,703	5,510,632	-	-	-	2,334,929	2,334,929
Marina	2,484,823	2,156,979	-	-	-	(327,844)	(327,844)
Pittsburg Power	7,502,071	8,938,923	148,834	-	-	1,585,686	1,585,686
Water Front Operations	1,216,482	1,541,154	-	53,000	-	377,672	377,672
Total Business-type Activities	33,272,298	41,388,639	179,686	53,000	-	8,349,027	8,349,027
Total	$ 117,534,467	$ 63,427,407	$ 19,250,884	$ 950,177	(42,255,026)	8,349,027	(33,905,999)
General revenues:							
Taxes:							
Property taxes					4,039,499	-	4,039,499
Sales taxes					14,446,467	-	14,446,467
Franchise taxes					5,118,174	-	5,118,174
Gas taxes					2,718,786	-	2,718,786
Other taxes					9,339,331	-	9,339,331
Motor Vehicle in-lieu (unrestricted)					5,152,948	-	5,152,948
Investment earnings-unrestricted					1,802,802	1,719,235	3,522,037
Transfers (Note 5C)					1,204,516	(1,204,516)	-
Total General Revenues and Transfers					43,822,523	514,719	44,337,242
Change in Net Position					1,567,497	8,863,746	10,431,243
Net Position - Beginning of Year					236,677,548	133,555,059	370,232,607
Net Position-End of Year					$ 238,245,045	$ 142,418,805	$ 380,663,850

See accompanying notes to financial statements

FUND FINANCIAL STATEMENTS

Governmental Fund Financial Statements

Proprietary Fund Financial Statements

Fiduciary Fund Financial Statements

`



CITY OF PITTSBURG

Comprehensive Annual Financial Report

June 30, 2019

GOVERNMENTAL FUND FINANCIAL STATEMENTS

General Fund is used for all the general revenues of the City not specifically levied or collected for other City funds and the related expenditures. The General Fund accounts for all financial resources which are not accounted for in another fund. The General Fund includes the Budget Stabilization and Economic Development fund balances and activity.

Housing Authority (Section 8) Special Revenue Fund was established to administer grants from the Housing and Urban Development Department (HUD) to subsidize the rental costs of low-income families and homeless veterans.

Successor Agency Housing Special Revenue Fund was established to account for activities related to the assets assumed by the City as Housing Successor to the Pittsburg Redevelopment Agency for the housing activities of the former Redevelopment Agency.

City of Pittsburg
Balance Sheet
Governmental Funds
June 30, 2019

	General Fund	Housing Authority (Section 8)	Successor Agency Housing
ASSETS			
Cash and investments (Note 2)	$ 21,318,251	$ 552,562	$ 3,281,122
Restricted cash and investments (Note 2)	-	-	-
Receivables:			
Accounts	4,897,048	96,261	-
Interest	523,700	-	-
Loans and notes (Note 3)	3,333,765	-	30,754,630
Due from other funds (Note 5A)	1,150,682	-	-
Inventory	61,506	1,374	-
Prepaid items and other assets	47,906	14,261	-
Advances to other funds (Note 5B)	-	-	-
Total Assets	$ 31,332,858	$ 664,458	$ 34,035,752
LIABILITIES, DEFERRED INFLOWS OF RESOURCES AND FUND BALANCES			
Liabilities:			
Accounts payable	$ 752,708	$ 17,394	$ 6,706
Salaries payable	1,543,372	-	-
Taxes payable	25,640	-	-
Refundable deposits	1,288,129	2,630	-
Loans payable	-	-	-
Unearned revenue (Note 4)	1,304,762	134,206	-
Due to other agencies	-	-	-
Due to other funds (Note 5A)	-	-	-
Advances from other funds (Note 5B)	520,000	-	-
Total Liabilities	5,434,611	154,230	6,706
Deferred Inflows of Resources:			
Unavailable revenue (Note 4B)	1,411,781	-	30,754,630
Total Liabilities and Deferred Inflows of Resources	6,846,392	154,230	30,761,336
Fund Balances (Note 9):			
Nonspendable	2,031,396	15,635	-
Restricted	-	494,593	3,274,416
Committed	-	-	-
Assigned	802,151	-	-
Unassigned	21,652,919	-	-
Total Fund Balances	24,486,466	510,228	3,274,416
Total Liabilities, Deferred Inflows of Resources and Fund Balances	$ 31,332,858	$ 664,458	$ 34,035,752

See accompanying notes to basic financial statements

Other Governmental Funds	Total Governmental Funds
$ 15,051,063	$ 40,202,998
3,016,603	3,016,603
3,196,614	8,189,923
-	523,700
4,590,357	38,678,752
-	1,150,682
308,283	371,163
22,624	84,791
3,381,708	3,381,708
$ 29,567,252	$ 95,600,320
$ 1,025,626	$ 1,802,434
-	1,543,372
-	25,640
54,423	1,345,182
131,813	131,813
342,754	1,781,722
12,281	12,281
1,150,682	1,150,682
3,756,708	4,276,708
6,474,287	12,069,834
4,458,544	36,624,955
10,932,831	48,694,789
330,907	2,377,938
19,893,696	23,662,705
2,161,973	2,161,973
3,586	805,737
(3,755,741)	17,897,178
18,634,421	46,905,531
$ 29,567,252	$ 95,600,320

City of Pittsburg
Reconciliation of the
Governmental Funds Balance Sheet
with the Statement of Net Position
June 30, 2019

Total fund balances reported on the Governmental Funds Balance Sheet	$ 46,905,531
Amounts reported for Governmental Activities in the Statement of Net Position are different from those reported in the Governmental Funds above because of the following:	
CAPITAL ASSETS	
Capital assets used in Governmental Activities are not current assets or financial resources and therefore are not reported in the Governmental Funds.	246,749,550
LONG TERM ASSETS AND LIABILITIES	
The assets and liabilities below are not due and payable in the current period and therefore are not reported in the Governmental Funds:	
Long-term debt	(33,472,836)
Interest payable	(703,126)
Compensated absences	(2,213,578)
Net pension liability and related deferred inflows/outflows	(37,684,739)
Net OPEB liability and related deferred inflows/outflows	(26,052,359)
ACCRUAL OF NON-CURRENT ITEMS	
The amounts below included in the Statement of Activities do not provide or (require) the use of current financial resources and therefore are not reported as assets or liabilities in the Governmental Funds:	
Unavailable revenue	36,624,955
ALLOCATION OF INTERNAL SERVICE FUND NET POSITION	
Internal Service Funds are not Governmental Funds. However, they are used by management to charge the costs of certain activities, such as insurance and central services and maintenance to individual Governmental Funds. The net current assets of the Internal Service Funds are therefore included in Governmental Activities in the following line items on the Statement of Net Position.	
Cash and investments	6,631,118
Accounts receivable	9,186
Inventory	449,343
Prepaid/other assets	92,403
Capital assets	3,657,193
Accounts payable	(1,020,134)
Compensated absences	(89,122)
Advance from other funds	(181,012)
Claims and judgments payable	(74,522)
Capital lease	(1,382,806)
NET POSITION OF GOVERNMENTAL ACTIVITIES	$ 238,245,045

See accompanying notes to financial statements



CITY OF PITTSBURG

Comprehensive Annual Financial Report

June 30, 2019

City of Pittsburg
Statement of Revenues, Expenditures and Changes in Fund Balances
Governmental Funds
For the year ended June 30, 2019

	General Fund	Housing Authority (Section 8)	Successor Agency Housing
REVENUES:			
Property tax	$ 4,039,499	$ -	$ -
Sales tax	14,446,467	-	-
Franchise tax	4,964,564	-	-
Other taxes	1,838,743	-	-
Intergovernmental revenues	8,658,056	16,937,113	-
Permits, licenses, and fees	776,162	-	-
Fines and forfeitures	413,647	-	-
Special assessments	-	-	-
Service fees	4,500,742	1,134,054	7,845
Use of money and property	802,564	13,707	221,011
Other revenues	3,094,769	90,279	1,773,352
Total Revenues	43,535,213	18,175,153	2,002,208
EXPENDITURES:			
Current:			
General government	2,992,071	-	-
City Council	107,074	-	-
City Manager and City Clerk	639,267	-	-
City Attorney	414,666	-	-
Human resources	1,144,145	-	-
Finance and services	1,535,614	-	-
Community development and services	6,262,117	17,798,079	273,105
Public safety	28,347,665	-	-
Public works - administration	90,322	-	-
Public works - streets	2,366,111	-	-
Public works - parks	160,508	-	-
Capital outlay and improvements	-	-	-
Debt service:			
Principal retirement	-	-	-
Interest and fiscal charges	-	-	-
Total Expenditures	44,059,560	17,798,079	273,105
EXCESS (DEFICIENCY) OF REVENUES OVER (UNDER) EXPENDITURES	(524,347)	377,074	1,729,103
OTHER FINANCING SOURCES (USES):			
Gain (loss) on sale of capital assets	53,670	-	-
Gain (loss) on sale of inventory			
Transfers in (Note 5C)	5,271,157	-	-
Transfers out (Note 5C)	(1,569,076)	(18,586)	(559)
Total Other Financing Sources (uses)	3,755,751	(18,586)	(559)
NET CHANGE IN FUND BALANCES	3,231,404	358,488	1,728,544
FUND BALANCES:			
Beginning of year	21,255,062	151,740	1,545,872
End of year	$ 24,486,466	$ 510,228	$ 3,274,416

See accompanying notes to basic financial statements

Other Governmental Funds	Total Governmental Funds
$ -	$ 4,039,499
-	14,446,467
153,610	5,118,174
4,942,874	6,781,617
3,864,824	29,459,993
2,228,565	3,004,727
1,221	414,868
4,051,809	4,051,809
4,717,200	10,359,841
632,350	1,669,632
2,611,632	7,570,032
23,204,085	86,916,659
24,880	3,016,951
-	107,074
-	639,267
-	414,666
-	1,144,145
317,538	1,853,152
3,722,047	28,055,348
1,759,188	30,106,853
394,978	485,300
6,244,285	8,610,396
-	160,508
3,958,527	3,958,527
2,226,627	2,226,627
1,982,212	1,982,212
20,630,282	82,761,026
2,573,803	4,155,633
-	53,670
(5,941)	(5,941)
3,205,957	8,477,114
(6,224,763)	(7,812,984)
(3,024,747)	711,859
(450,944)	4,867,492
19,085,365	42,038,039
$ 18,634,421	$ 46,905,531

City of Pittsburg
Reconciliation of the
Net Change in Fund Balances-Total Governmental Funds
with the Statement of Activities
For the year ended June 30, 2019

The schedule below reconciles the Net Changes in Fund Balances reported on the Governmental Funds Statement of Revenues, Expenditures and Changes in Fund Balance, which measures only changes in current assets and current liabilities on the modified accrual basis, with the Change in Net Position of Governmental Activities reported in the Statement of Activities, which is prepared on the full accrual basis.

NET CHANGE IN FUND BALANCES - TOTAL GOVERNMENTAL FUNDS	$	4,867,492
Amounts reported for Governmental Activities in the Statement of Activities are different because of the following:		
CAPITAL ASSETS TRANSACTIONS		
Governmental Funds report capital outlays as expenditures. However, in the Statement of Activities the cost of those assets is capitalized and allocated over their estimated useful lives and reported as depreciation expense.		
The capital additions from the following departments are therefore added back to fund balance:		
Capital outlay		3,958,527
Amount charged to public works department		3,110,595
Amount charged to public safety		1,343,272
Amount charged to community development and services department		828,667
Other non-capitalized expenditures are deducted from fund balance		(1,638)
Depreciation expense is deducted from the fund balance (Depreciation expense is net of Internal Service Fund depreciation $715,251 which has already been allocated to serviced funds.)		(10,147,414)
Retirements of capital assets are deducted from the fund balance		(224,235)
LONG TERM DEBT AND PAYMENTS		
Repayment of debt principal is added back to fund balance		2,226,627
Accreted interest is deducted from fund balance		(1,390,624)
ACCRUAL OF NON-CURRENT ITEMS		
The amounts below included in the Statement of Activities do not provide or (require) the use of current financial resources and therefore are not reported as revenue or expenditures in governmental funds (net change):		
Interest payable		12,554
Deferred revenue		(1,769,263)
Compensated absences		32,396
Net pension liability, deferred inflows and deferred outflows		(777,835)
Net OPEB liability, deferred inflows and deferred outflows		(1,114,583)
ALLOCATION OF INTERNAL SERVICE FUND ACTIVITY		
Internal Service Funds are used by management to charge the costs of certain activities, such as equipment acquisition, maintenance, and insurance to individual funds. The portion of the net revenue (expense) of these Internal Service Funds arising out of their transactions with governmental funds is reported with governmental activities, because they service those activities.		
Change in Net Position - All Internal Service Funds		612,959
CHANGE IN NET POSITION OF GOVERNMENTAL ACTIVITIES	$	1,567,497

See accompanying notes to financial statements

PROPRIETARY FUND FINANCIAL STATEMENTS

The enterprise funds account for activities that are financed and operated in a manner similar to private business enterprises. The City Council has determined that the costs of providing the following services to the public be recovered primarily through user charges.

Water Utility Fund -This fund accounts for the revenues and expenses associated with management, operation, and maintenance of water treatment and distribution system to water customers of the City of Pittsburg. It also accounts for the maintenance of water plant, distribution reservoirs, and water lines.

Sewer Utility Fund -This fund accounts for the revenues and expenses associated with the maintenance and repair of 126 miles of sewer mains, sewer lift stations and sewer laterals within the City's right-of-way.

Marina Fund -This fund accounts for the revenues received from Marina berth rentals, from sales of gasoline, and expenditures from operation and maintenance.

Pittsburg Power Fund - This fund was created by the Joint Powers Agreement between the City of Pittsburg and the Redevelopment Agency to develop revenue streams, to manage different activities for power related projects, capital improvement projects, and bond issuance process. This fund also accounts for expenditures incurred in maintenance of the facilities, in distributing gas and electricity to the industries, schools, business, and residents of Mare Island, in Vallejo, and to account for revenues collected from services to customers.

Water Front Operations Fund - This fund was created for the collection of rents and other trust revenues from the tidelands granted by the Contra Costa County Local Agency Formation Commission within Pittsburg's city limits. The City shall submit a plan indicating details of intended development, preservation, or other use of the trust lands. Any use of the trust lands shall be consistent with the plan as approved by the Commission.

City of Pittsburg
Statement of Net Position
Proprietary Funds
June 30, 2019

	Major Enterprise Funds		
	Water Utility	Sewer Utility	Marina
ASSETS			
Current assets:			
Cash and investments (Note 2)	$ 27,451,059	$ 9,735,584	$ 1,780,293
Restricted cash and investments (Note 2)	15	-	-
Receivables:			
Accounts	3,435,590	671,255	66,713
Loans receivable (Note 3)	-	-	-
Inventory	128,301	24,823	9,149
Prepaid items and other assets	37,072	523	3,244
Total current assets	31,052,037	10,432,185	1,859,399
Noncurrent assets:			
Advance to other funds (Note 5B)	-	701,012	-
Capital assets (Note 6):			
Land and nondepreciable assets	17,891,431	6,169,396	-
Depreciable assets, net	75,210,358	25,705,112	11,986,065
Total noncurrent assets	93,101,789	32,575,520	11,986,065
Total Assets	124,153,826	43,007,705	13,845,464
DEFERRED OUTFLOWS OF RESOURCES			
Pension related (Note 11)	1,083,151	254,859	191,144
OPEB related (Note 12)	321,704	67,379	48,443
Total Deferred Outflow of Resources	1,404,855	322,238	239,587
LIABILITIES			
Current liabilities:			
Accounts payable	863,768	57,479	84,061
Salaries payable	-	-	-
Refundable deposits	1,398,588	5,000	78,915
Taxes payable	-	-	7,061
Accrued interest payable	645,401	2,038	-
Unearned revenue (Note 4)	-	-	-
Compensated absences payable - due within one year (Note 1M)	293,398	79,765	68,904
Claims and judgments payable - due within one year (Note 10C)	-	-	-
Long-term debt - due within one year (Note 7)	1,612,812	782,000	-
Total current liabilities	4,813,967	926,282	238,941
Noncurrent liabilities:			
Advance from other funds (Note 5B)	-	-	-
Compensated absences payable - due in more than one year (Note 1M)	97,799	26,588	22,969
Net pension liability - due in more than one year (Note 11)	3,856,585	907,432	680,574
Net OPEB liability - due in more than one year (Note 12)	5,474,374	1,353,637	856,216
Long-term debt - due in more than one year (Note 7)	36,181,206	796,000	-
Total noncurrent liabilities	45,609,964	3,083,657	1,559,759
Total Liabilities	50,423,931	4,009,939	1,798,700
DEFERRED INFLOWS OF RESOURCES			
Pension related (Note 11)	507,947	119,517	89,638
OPEB related (Note 12)	13,029	3,236	2,041
Total Deferred Inflows of Resources	520,976	122,753	91,679
NET POSITION (Note 9)			
Net investment in capital assets	55,307,771	30,296,508	11,986,065
Restricted for:			
Capital projects	3,575,918	16,067,411	20,000
Debt service	3,161,514	803,429	-
Special purpose	15	-	-
Facility fees	5,418,081	773,548	-
Unrestricted	7,150,475	(8,743,645)	188,607
Total Net Position	$ 74,613,774	$ 39,197,251	$ 12,194,672

See accompanying notes to basic financial statements

Major Enterprise Funds		Total	Governmental Activities
Pittsburg Power	Water Front Operations	Enterprise Funds	Internal Service Funds
$ 7,845,492	$ 2,491,873	$ 49,304,301	$ 6,631,118
-	-	15	-
1,530,373	19,520	5,723,451	9,186
333,137	-	333,137	-
61,101	-	223,374	449,343
164,104	185,415	390,358	92,403
9,934,207	2,696,808	55,974,636	7,182,050
375,000	-	1,076,012	-
2,320,693	321,987	26,703,507	261,368
8,114,159	230,454	121,246,148	3,395,825
10,809,852	552,441	149,025,667	3,657,193
20,744,059	3,249,249	205,000,303	10,839,243
573,523	127,431	2,230,108	-
96,665	38,094	572,285	-
670,188	165,525	2,802,393	-
559,997	478,436	2,043,741	375,482
-	-	-	644,652
28,097	174,118	1,684,718	-
145,463	-	152,524	-
-	-	647,439	-
928,738	927,074	1,855,812	-
73,433	22,110	537,610	66,843
-	-	-	74,522
-	-	2,394,812	341,428
1,735,728	1,601,738	9,316,656	1,502,927
-	-	-	181,012
24,478	7,370	179,204	22,279
2,041,722	453,716	7,940,029	-
1,712,108	505,111	9,901,446	-
-	-	36,977,206	1,041,378
3,778,308	966,197	54,997,885	1,244,669
5,514,036	2,567,935	64,314,541	2,747,596
268,913	59,758	1,045,773	-
4,080	1,191	23,577	-
272,993	60,949	1,069,350	-
10,434,852	552,441	108,577,637	2,462,798
1,392,406	1,515,220	22,570,955	-
-	-	3,964,943	-
578,420	-	578,435	-
-	-	6,191,629	-
3,221,540	(1,281,771)	535,206	5,628,849
$ 15,627,218	$ 785,890	$ 142,418,805	$ 8,091,647

City of Pittsburg
Statement of Revenues, Expenses and Changes in Net Position
Proprietary Funds
For the Year Ended June 30, 2019

	Major Enterprise Funds		
	Water Utility	Sewer Utility	Marina
OPERATING REVENUES:			
Charges for services	$ 21,203,928	$ 4,845,710	$ 1,346,074
Meter fees	26,134	-	-
Other fees	315,130	-	75
Facility reserve fees	1,225,135	518,548	-
Rent and concessions	-	-	52,073
Gas and oil sales	-	-	720,151
Other operating revenues	501,476	146,374	38,606
Total Operating Revenues	23,271,803	5,510,632	2,156,979
OPERATING EXPENSES:			
Salaries and wages	3,487,868	937,466	456,210
Department supplies	7,094,222	49,851	564,992
Rentals	13,679	278	17,596
Utilities	875,050	7,563	168,656
Maintenance and operations	66,476	122,764	163,156
Depreciation (Note 6)	1,594,343	914,624	525,802
Insurance premiums	-	-	-
Insurance deductible	219,519	45,810	24,446
Fringe benefits	3,005,987	782,481	417,522
Other operating expenses	942,055	281,754	146,443
Total Operating Expenses	17,299,199	3,142,591	2,484,823
OPERATING INCOME (LOSS)	5,972,604	2,368,041	(327,844)
NONOPERATING REVENUES (EXPENSES):			
Investment earnings	821,824	317,459	54,876
Interest and fiscal charges	(1,594,020)	(33,112)	-
Gain on disposal of inventory	-	-	-
Gain (loss) on disposal of assets	-	-	-
Total Nonoperating Revenues (Expenses)	(772,196)	284,347	54,876
INCOME (LOSS) BEFORE CONTRIBUTIONS AND TRANSFERS	5,200,408	2,652,388	(272,968)
CONTRIBUTIONS AND TRANSFERS:			
Transfers in (Note 5C)	820,389	-	-
Transfers out (Note 5C)	(420,234)	(850,593)	(44,438)
Total Contributions and Transfers	400,155	(850,593)	(44,438)
Change in Net Position	5,600,563	1,801,795	(317,406)
NET POSITION:			
Beginning of Year	69,013,211	37,395,456	12,512,078
End of Year	$ 74,613,774	$ 39,197,251	$ 12,194,672

See accompanying notes to basic financial statements

Major Enterprise Funds			Governmental Activities
Pittsburg Power	Water Front Operations	Total Enterprise Funds	Internal Service Funds
$ 6,760,425	$ 6,995	$ 34,163,132	$ 11,315,176
-	-	26,134	-
1,318,470	-	1,633,675	-
-	-	1,743,683	-
216,976	1,528,526	1,797,575	-
-	-	720,151	-
791,886	58,633	1,536,975	67,600
9,087,757	1,594,154	41,621,325	11,382,776
1,312,667	352,756	6,546,967	687,674
2,422,054	821	10,131,940	918,300
42,540	94	74,187	39,430
83,889	-	1,135,158	342,506
1,177,669	322,642	1,852,707	1,424,107
565,134	7,099	3,607,002	715,251
143,749	-	143,749	1,623,311
44,854	23,637	358,266	201,636
1,010,279	324,202	5,540,471	5,365,443
699,236	185,231	2,254,719	64,074
7,502,071	1,216,482	31,645,166	11,381,732
1,585,686	377,672	9,976,159	1,044
495,036	70,286	1,759,481	(14,255)
-	-	(1,627,132)	-
61,674	-	61,674	
(101,920)	-	(101,920)	85,784
454,790	70,286	92,103	71,529
2,040,476	447,958	10,068,262	72,573
37,587	22,072	880,048	561,625
(758,818)	(10,481)	(2,084,564)	(21,239)
(721,231)	11,591	(1,204,516)	540,386
1,319,245	459,549	8,863,746	612,959
14,307,973	326,341	133,555,059	7,478,688
$ 15,627,218	$ 785,890	$ 142,418,805	$ 8,091,647

City of Pittsburg
Statement of Cash Flows
Proprietary Funds
For the Year Ended June 30, 2019

	Major Enterprise Funds		
	Water Utility	Sewer Utility	Marina
CASH FLOWS FROM OPERATING ACTIVITIES:			
Cash received from customers	$ 22,482,714	$ 5,298,224	$ 2,060,944
Cash payments to suppliers of goods and services	(9,134,832)	(844,311)	(1,049,929)
Cash payments to or on behalf of employees for services	(6,131,309)	(1,572,392)	(823,095)
Other operating revenues	501,476	146,374	38,606
Net cash provided (used) by operating activities	7,718,049	3,027,895	226,526
CASH FLOWS FROM NONCAPITAL FINANCING ACTIVITIES:			
Interfund receipts	-	157,431	-
Interfund payments	-	-	-
Transfers in	820,389	-	-
Transfers out	(420,234)	(850,593)	(44,438)
Net cash provided (used) by noncapital financing activities	400,155	(693,162)	(44,438)
CASH FLOWS FROM CAPITAL AND RELATED FINANCING ACTIVITIES:			
Principal paid on long-term debt	(1,559,240)	(772,000)	-
Interest and fiscal charges paid on long-term debt	(1,619,508)	(34,109)	-
Payments made on capital lease	-	-	-
Proceeds from capital lease	-	-	-
Proceeds from sale of inventory	-	-	-
Proceeds from sale of capital assets		-	-
Acquisition of capital assets	(932,069)	(2,445,705)	(9,090)
Net cash provided (used) by capital and related financing activities	(4,110,817)	(3,251,814)	(9,090)
CASH FLOWS FROM INVESTING ACTIVITIES:			
Interest on investments	821,824	317,459	54,876
Net cash provided (used) by investing activities	821,824	317,459	54,876
Net increase (decrease) in cash and cash equivalents	4,829,211	(599,622)	227,874
CASH AND CASH EQUIVALENTS:			
Beginning of Year	22,621,863	10,335,206	1,552,419
End of Year	$ 27,451,074	$ 9,735,584	$ 1,780,293
RECONCILIATION OF OPERATING INCOME (LOSS) TO NET CASH PROVIDED (USED) BY OPERATING ACTIVITIES:			
Operating income (loss)	$ 5,972,604	$ 2,368,041	$ (327,844)
Adjustments to reconcile operating income (loss) to net cash provided (used) by operating activities:			
Depreciation	1,594,343	914,624	525,802
Changes in operating assets and liabilities:			
Accounts receivable	(250,541)	(6,586)	(54,532)
Loans receivable	-	-	-
Inventory	-	-	-
Prepaid items	(37,072)	(523)	(2,897)
Accounts payable	(17,737)	(336,291)	33,620
Salaries and wages payable	(26,834)	(5,089)	(4,088)
Refundable deposits	93,906	-	(2,136)
Taxes payable	-	-	3,876
Unearned revenue	-	(58,925)	-
Compensated absences	92,306	86,711	6,273
Due to retirement system	143,578	33,783	25,338
Due to OPEB system	153,496	32,150	23,114
Insurance claims payable	-	-	-
Net cash provided (used) by operating activities	$ 7,718,049	$ 3,027,895	$ 226,526

See accompanying notes to basic financial statements

Major Enterprise Funds			Governmental Activities
Pittsburg Power	Water Front Operations	Total Enterprise Funds	Internal Service Funds
$ 7,586,076	$ 1,826,547	$ 39,254,505	$ 11,558,019
(4,542,474)	(394,375)	(15,965,921)	(5,647,582)
(2,244,081)	(648,547)	(11,419,424)	(4,481,707)
791,886	58,633	1,536,975	54,559
1,591,407	842,258	13,406,135	1,483,289
90,769	-	248,200	-
	-	-	(24,343)
37,587	22,072	880,048	561,625
(758,818)	(10,481)	(2,084,564)	(21,239)
(630,462)	11,591	(956,316)	516,043
-	-	(2,331,240)	-
-	-	(1,653,617)	-
-	-	-	(238,493)
-	-	-	810,385
61,674	-	61,674	
-	-	-	85,784
(647,227)	(299,915)	(4,334,006)	(1,833,621)
(585,553)	(299,915)	(8,257,189)	(1,175,945)
495,036	70,286	1,759,481	(14,255)
495,036	70,286	1,759,481	(14,255)
870,428	624,220	5,952,111	809,132
6,975,064	1,867,653	43,352,205	5,821,986
$ 7,845,492	$ 2,491,873	$ 49,304,316	$ 6,631,118
$ 1,585,686	$ 377,672	$ 9,976,159	$ 1,044
565,134	7,099	3,607,002	715,251
(382,227)	(15,266)	(709,152)	(3,826)
(333,137)	-	(333,137)	-
10,287	-	10,287	10,902
19,369	(76,573)	(97,696)	50,472
94,078	128,050	(98,280)	110,238
(8,051)	(1,529)	(45,591)	634,896
(28,853)	10,000	72,917	-
6,292	-	10,168	-
(24,087)	382,865	299,853	-
(35,210)	(5,128)	144,952	17,308
76,003	16,893	295,595	-
46,123	18,175	273,058	-
-	-	-	(52,996)
$ 1,591,407	$ 842,258	$ 13,406,135	$ 1,483,289



CITY OF PITTSBURG

Comprehensive Annual Financial Report

June 30, 2019

FIDUCIARY FUND FINANCIAL STATEMENTS

The fiduciary funds account for resources received and are held by the City in a fiduciary capacity. Disbursements are made in accordance with the trust agreement or applicable legislative enactment for each fund.

Successor Agency to the Redevelopment Agency Private – Purpose Trust – This fund was established to account for the activities of the Successor Agency to the former Redevelopment Agency of the City of Pittsburg.

Agency Funds -These funds were created to account for all of the Assessment District Bonds, Environmental and Other Impact Fees. Special assessments received are used to meet the debt service requirements and to pay for the administrative costs. The environment impact fees are collected and utilized for environmental improvement projects and the other impact fees are collected on behalf of other agencies and remitted to them for their improvement projects. Other agencies include Contra Costa Fire Protection District (CCFPD), Contra Costa Water District (CCWD) and the East Contra Costa Regional Fee and Finance Authority (ECCRFF).



CITY OF PITTSBURG

Comprehensive Annual Financial Report

June 30, 2019

City of Pittsburg
Statement of Fiduciary Net Position
June 30, 2019

ASSETS	Successor Agency to the Redevelopment Agency Private-Purpose Trust	Agency Funds
Cash and investments (Note 2)	$ 2,076,429	$ 4,345,715
Cash and investments held by fiscal agent (Note 2)	43,670,542	2,817,612
Assessment receivable	-	1,899,521
Inventory	16,821	-
Prepaid	1,032	-
Loans receivable (Notes 14A)	8,626,730	-
Capital assets (Note 14B):		
Land	5,972,756	-
Depreciable capital assets, net	1,546,588	-
Total Assets	$ 61,910,898	$ 9,062,848
LIABILITIES		
Accounts payable	$ 5,359	$ 354,514
Interest payable	6,944,167	-
Deferred assessments	-	1,845,991
Due to other parties	-	41,023
Due to other governments	577,944	-
Due to bond-holders	-	6,821,320
Compensated absences payable:		
Due within one year	23,735	-
Due within more than one year	5,561	-
Long-term obligations (Note 14C):		
Due in one year	22,598,050	-
Due in more than one year	247,648,701	-
Total Liabilities	277,803,517	$ 9,062,848
NET POSITION		
Held in Trust for Private Purpose	$ (215,892,619)	

See accompanying notes to financial statements

City of Pittsburg
Statement of Changes in Fiduciary Net Position
For the Year Ended June 30, 2019

	Successor Agency to the Redevelopment Agency Private-Purpose Trust
ADDITIONS	
Property tax	$ 33,840,468
Use of money and property	703,109
Other revenues	396,623
Total Additions	34,940,200
DEDUCTIONS	
General administration	391,550
Loss on disposition of capital assets (Note 14B)	395,034
Depreciation expense (Note 14B)	43,542
Interest and fiscal charges	15,304,185
Total Deductions	16,134,311
Change in Net Position	18,805,889
NET POSITION HELD IN TRUST	
Beginning of Year	(234,698,508)
End of Year	$ (215,892,619)

See accompanying notes to financial statements

NOTE 1 - SUMMARY OF SIGNIFICANT ACCOUNTING POLICIES

The basic financial statements of the City of Pittsburg, California, (City) have been prepared in conformity with generally accepted accounting principles (GAAP) as applied to governmental agencies. The Governmental Accounting Standards Boards (GASB) is the accepted standard setting body for establishing governmental accounting and financial reporting principles. The more significant of the City's accounting policies are described below.

A. Reporting Entity

The City was incorporated under the General Laws of the State of California and enjoys all the rights and privileges pertaining to such "General Law" cities. The City uses the City Council/Manager form of government. The financial reporting entity consists of (a) the primary government, the City, (b) organizations for which the primary government is financially accountable, and (c) other organizations for which the primary government is not accountable, but for which the nature and significance of their relationship with the primary government are such that exclusion would cause the reporting entity's financial statements to be misleading or incomplete.

Component units are legally separate organizations for which the elected officials of the primary government are financially accountable. In addition, component units can be other organizations for which the primary government's exclusion would cause the reporting entity's financial statements to be misleading or incomplete.

The criteria used in determining the scope of the reporting entity are based on the provisions of Governmental Accounting Standards Board (GASB) Statement No. 14, as amended by No. 61. The City is the primary governmental unit. Component units are those entities which are financially accountable to the primary government, either because the City appoints a voting majority of the component unit's board, or because the component unit will provide a financial benefit or impose a financial burden on the City. The following entities have been accounted for as "blended" component units of the City. Despite being legally separate, these entities are so intertwined with the City that they are, in substance, part of the City's operations. Accordingly, the balances and transactions of these component units are reported within the funds of the City. Balances for these entities are reported as separate funds in the special revenue and enterprise funds. The following specific criteria are used in determining that these other entities are blended component units:

- The members of the City Council also act as the governing bodies of the entities.
- The entities are managed by employees of the City. A portion of the City's salary and overhead expenses are billed to the entities each year.
- The City and the entities are financially interdependent. The City makes loans to the entities for community development purposes and for operational purposes. General revenues of the agencies are used to repay the loans to the City.

NOTE 1 - SUMMARY OF SIGNIFICANT ACCOUNTING (Continued)

The following is a brief review of the component units included in the accompanying basic financial statements of the City:

Housing Authority

Housing Authority Section 8, in the accompanying financial statements, was established to account for Federal funds for low income housing under both certificate and voucher programs. The Housing Authority also administers the Veterans Affairs Supportive Housing (VASH), which provides rental and other clinical services to homeless veterans. The Housing Authority is reported as a blended component unit because the Board is made up of the City Council members, and the Housing Authority has a financial benefit/burden relationship with the City. The Housing Authority is reported in the special revenue fund of the City. No separate financial report is issued by the Housing Authority.

Pittsburg Infrastructure Financing Authority

The Public Infrastructure Financing Authority (PIFA) was established by a Joint Exercise of Powers Agreement dated December 5, 1994, by and among the City and the former Redevelopment Agency, and is qualified to issue bonds under the Mello-Roos Local Bond Pooling Act of 1985. The PIFA was formed to finance the acquisition of certain public improvements and to refinance prior outstanding special assessment district debt with City commitment. The PIFA is reported as a blended component unit because its governing body consists of City Council members, and the PIFA has a financial benefit/burden relationship with the City. The PIFA is currently inactive; therefore, no separate financial report is issued.

Southwest Pittsburg GHAD II

The Southwest Pittsburg GHAD II (GHAD) was established by City Council in order to provide maintenance of slope stability in the open spaces areas of Southwest Pittsburg. Funding for the GHAD is provided through assessment fees levied on the property taxes of the homes built on the hillside areas. This fund centralizes the accounting for the revenues and expenses associated with GHAD as required by law.

Pittsburg Power Company

The Pittsburg Power Company (the Company) was established by a Joint Exercise of Powers Agreement dated September 23, 2006, by and among the City and the Agency. The Company was formed to establish a municipal utility for natural gas and electric service. The Company is reported in the Pittsburg Power enterprise fund of the City. No separate financial report is issued by the Company.

NOTE 1 - SUMMARY OF SIGNIFICANT ACCOUNTING (Continued)

Pittsburg Arts and Community Foundation

The Pittsburg Arts and Community Foundation (PACF) was created as an independent non-profit corporation set up to increase, support and encourage art, literacy, education, economic development, affordable housing and other community resources and programs to benefit the City of Pittsburg and its residents.

Since the City of Pittsburg and PACF have the same governing board, have a financial benefit/burden relationship and the City can impose its will on PACF, it is required to be reported as a blended component unit of the City. Its financial information can be found as a special revenue fund under non-major Governmental Funds. No separate financial report is issued by PACF.

B. Basis of Accounting and Measurement Focus

The accounts of the City are organized on the basis of funds, each of which is considered a separate accounting entity. The operations of each fund are accounted for in a separate set of self-balancing accounts that comprise its assets, liabilities, fund equity, revenues, and expenditures or expenses, as appropriate. City resources are allocated to and accounted for in individual funds based upon the purpose for which they are to be spent and the means by which spending activities are controlled.

Government-Wide Financial Statements

The Government-Wide Financial Statements include a Statement of Net Position and a Statement of Activities. These statements present summaries of Governmental and Business-Type Activities for the City accompanied by a total column.

These financial statements are presented on an "*economic resources*" measurement focus and the accrual basis of accounting. Accordingly, all of the City's assets and deferred outflows and liabilities and deferred inflows, including capital assets, as well as infrastructure assets, and long-term liabilities and deferred inflows, are included in the accompanying Statement of Net Position. The Statement of Activities presents changes in net position. Under the accrual basis of accounting, revenues are recognized in the period in which they are earned while expenses are recognized in the period in which the liability is incurred.

Certain types of transactions reported as program revenues for the City are reported in three categories:

- Charges for services
- Operating grants and contributions
- Capital grants and contributions

NOTE 1 - SUMMARY OF SIGNIFICANT ACCOUNTING (Continued)

Certain eliminations have been made as prescribed by GASB Statement No. 34 in regards to inter-fund activities, payables and receivables. All internal balances in the Statement of Net Position have been eliminated except those representing balances between the governmental activities and the business-type activities, which are presented as internal balances and eliminated in the total primary government column. In the Statement of Activities, internal fund transactions have been eliminated; however, those transactions between governmental and business-type activities have not been eliminated. The following inter-fund activities have been eliminated:

- Due to/from other funds
- Advances from/to other funds
- Transfers in/out

The City applies all applicable GASB pronouncements (including all NCGA Statements and Interpretations currently in effect).

Governmental Fund Financial Statements

Governmental Fund Financial Statements include a Balance Sheet and a Statement of Revenues, Expenditures and Changes in Fund Balances for all major governmental funds and non-major funds aggregated. An accompanying schedule is presented to reconcile and explain the differences in net position as presented in these statements to the net position presented in the Government-Wide financial statements. The City has presented all major funds that met the qualifications for major fund reporting. The following are descriptions of the major funds.

General Fund – This fund is used for all the general revenues of the City not specifically levied or collected for other City funds and the related expenditures. The General Fund accounts for all financial resources which are not accounted for in another fund. To comply with GASB 54, the Budget Stabilization, Economic Development and California Theatre balances are combined and reported under the General Fund. Details are as follows:

Fund	Balances
General Fund	$ 21,735,688
Budget Stabilization	2,445,285
Economic Development	305,493
Total	$ 24,486,466

Housing Authority (Section 8) Special Revenue Fund – This fund was established to administer grants from Housing and Urban Development Department (HUD) to subsidize the rental costs of low-income families and veterans.

Successor Agency Housing Special Revenue Fund - This fund accounts for the activities related to the housing assets assumed by the City as Housing Successor to the former Redevelopment Agency. The activities are governed by California redevelopment law and must be used to provide housing for people with low and moderate incomes.

NOTE 1 - SUMMARY OF SIGNIFICANT ACCOUNTING (Continued)

All governmental funds are accounted for on a spending or "current financial resources" measurement focus and the modified accrual basis of accounting. Accordingly, only current assets and current liabilities are included on the Balance Sheets. The Statement of Revenues, Expenditures and Changes in Fund Balances presents increases (revenues and other financing sources) and decreases (expenditures and other financing uses) in net current position. Under the modified accrual basis of accounting, revenues are recognized in the accounting period in which they become both measurable and available to finance expenditures of the current period. Accordingly, revenues are recorded when received in cash, except that revenues subject to accrual (generally 60 days after year-end) are recognized when due. The primary revenue sources, which have been treated as susceptible to accrual by the City, are property tax, charges for services, Federal and State grants, sales taxes and earnings on investments. Expenditures are recorded in the accounting period in which the related fund liability is incurred.

Reconciliations of the Fund Financial Statements to the Government-Wide Financial Statements are provided to explain the differences created by the integrated approach.

Proprietary Fund Financial Statements

Proprietary Fund Financial Statements include a Statement of Fund Net Position, a Statement of Revenues, Expenses and Changes in Fund Net Position, and a Statement of Cash Flows for each major proprietary fund and non-major funds aggregated.

A separate column representing internal service funds is also presented in these statements. However, internal service balances and activities have been combined with the governmental and business-type activities in the government-wide financial statements as appropriate.

Proprietary funds are accounted for using the “economic resources” measurement focus and the accrual basis of accounting. Accordingly, all assets, deferred outflows, liabilities and deferred inflows (whether current or noncurrent) are included on the Statement of Fund Net Position. The Statement of Revenues, Expenses and Changes in Fund Net Position present increases (revenues) and decreases (expenses) in total net position. Under the accrual basis of accounting, revenues are recognized in the period in which they are earned while expenses are recognized in the period in which the liability is incurred.

Operating revenues in the proprietary fund are those revenues that are generated from the primary operations of the fund. All other revenues are reported as non-operating revenues. Operating expenses are those expenses that are essential to the primary operations of the fund. All other expenses are reported as non-operating expenses.

NOTE 1 - SUMMARY OF SIGNIFICANT ACCOUNTING (Continued)

The following are descriptions of the major enterprise funds.

Water Utility Fund – This fund accounts for the revenues and expenses associated with management, operation, and maintenance of water treatment and distribution system to water customers of the City of Pittsburg. It also accounts for the maintenance of water plant, distribution reservoirs, and water lines.

Sewer Utility Fund – This fund accounts for the revenues and expenses associated with the maintenance and repair of 126 miles of sewer mains, sewer lift stations and sewer laterals within the City's right-of-way.

Marina Fund – This fund accounts for the revenues received from Marina berth rentals, from sales of gasoline, and expenses from operation and maintenance.

Pittsburg Power Fund - This fund was created by the Joint Powers Agreement between the City of Pittsburg and the former Redevelopment Agency to develop revenue streams, to manage different activities for power related projects, capital improvement projects, and bond issuance process. This fund also accounts for expenditures incurred in maintenance of the facilities, in distributing gas and electricity to the industries, schools, business, and residents of Mare Island, in Vallejo, and to account for revenues collected from services to customers.

Water Front Operations Fund - This fund was created for the collection of rents and other trust revenues from the tidelands granted by the Contra Costa County Local Agency Formation Commission within Pittsburg's city limits. The City shall submit a plan indicating details of intended development, preservation, or other use of the trust lands. Any use of the trust lands shall be consistent with the plan as approved by the Commission.

Internal service fund balances and activities have been combined with governmental activities in the government-wide financial statements, and are comprised of the following funds:

Fleet Maintenance Fund – Used to account for the costs of operating, maintaining, and replacing automotive equipment used by other departments. Rental rates charged to the using departments include operating costs and equipment depreciation.

Building Maintenance Fund – Used to account for the cost of maintaining all City governmental buildings.

Insurance Fund – Used to account for revenues from charges to operating departments sufficient to provide adequate reserve for future claims.

Information/Communication Services Fund – Used to account for the cost of operating, maintaining and replacing a data processing system. Rental rates charged to the using departments include operating cost and equipment depreciation.

Fringe Benefits Fund – Used to allocate fringe costs to various departments.

NOTE 1 - SUMMARY OF SIGNIFICANT ACCOUNTING (Continued)

Other Post-Employment Benefits (OPEB) Fund – Used to reduce unfunded OPEB liabilities and to pay the City's portion of current year retiree medical expenses. This fund receives its funding from surplus funds beyond the maximum amount required for the Budget Stabilization reserve (25% of surplus) and from Citywide allocations based on salaries.

115 Pension Trust Reserve Fund – Used to accumulate funds to pay down CalPERS Unfunded Accrued Liability.

The City also reports fiduciary fund types.

Fiduciary Fund Financial Statements - Fiduciary fund financial statements include a Statement of Fiduciary Net Position and a Statement of Change in Fiduciary Net Position. The City's fiduciary funds represent a private purpose trust fund, a pension trust fund and agency funds. Agency funds are custodial in nature (assets equal liabilities) and do not involve measurement of results of operations.

The Fiduciary funds are accounted for on the accrual basis of accounting as are the Proprietary funds explained above.

Successor Agency to the Redevelopment Agency Private Purpose Trust Fund (Successor Agency) – This fund was created to account for the accumulation of resources to be used for payments at appropriate amounts and times in the future.

Agency Funds – These funds were created to account for all of the Assessment District Bonds, Environmental and Other Impact Fees. Special assessments received are used to meet the debt service requirements and to pay for the administrative costs. The environmental impact fees are collected and utilized for environmental improvement projects and the other impact fees are collected on behalf of other agencies and remitted to them for their improvement projects. Other agencies include Contra Costa Fire Protection District (CCFPD), Contra Costa Water District (CCWD) and the East Contra Costa Regional Fee and Finance Authority (ECCRFF).

C. Use of Restricted/Unrestricted Net Position

When an expense is incurred for purposes for which both restricted and unrestricted net position are available, the City's policy is to apply restricted net position first.

D. Spending Policy

The City's policy is to spend restricted fund balances first, before spending unrestricted fund balances, for expenditures incurred for purposes for which both restricted and unrestricted fund balances are available, except for instances wherein an Agency ordinance or resolution specifies the fund balance.

NOTE 1 - SUMMARY OF SIGNIFICANT ACCOUNTING (Continued)

The Agency's policy is that committed and assigned fund balances are considered to have been spent first before unassigned fund balances have been spent, when expenditures are incurred for purposes for which amounts in any of those unrestricted fund balance classifications could be used, except for instances wherein an Agency ordinance specifies the fund balance.

E. Cash and Investments

The City pools its available cash for investment purposes. The City's cash and cash equivalents are considered to be cash on hand, demand deposits, and short-term investments with an original maturity of three months or less from the date of acquisition. Cash and cash equivalents are combined with investments and displayed as Cash and Investments.

In accordance with GASB Statement No. 31, *Accounting and Financial Reporting for Certain Investments and for External Investment Pools*, highly liquid market investments with maturities of one year or less at time of purchase are stated at amortized cost. All other investments are stated at fair value. Market value is used as fair value for those securities for which market quotations are readily available.

The City participates in an investment pool managed by the State of California, entitled Local Agency Investment Fund (LAIF), which has invested a portion of the pool funds in Structured Notes and Asset-Backed Securities. LAIF's investments are subject to credit risk with the full faith and credit of the State of California collateralizing these investments. In addition, these Structured Notes and Asset-Backed Securities are subject to market risk as to change in interest rates.

In accordance with GASB Statement No. 40, *Deposit and Investment Disclosures (Amendment of GASB No. 3)*, certain disclosure requirements for Deposits and Investment Risks were made in the following areas:

- Interest Rate Risk
- Credit Risk
- Overall Custodial Credit Risk
- Concentrations of Credit Risk

In addition, other disclosures are specified including use of certain methods to present deposits and investments, highly sensitive investments, credit quality at year-end and other disclosures.

F. Restricted Cash and Investments

Certain restricted cash and investments are held by fiscal agents for the redemption of bonded debt and for acquisition and construction of capital projects, and for pension trust reserves deposited in a Section 115 irrevocable trust.

NOTE 1 - SUMMARY OF SIGNIFICANT ACCOUNTING (Continued)

G. Property Taxes

Under California law, property taxes are assessed and collected by the counties up to 1% of assessed value, plus other increases approved by the voters. The property taxes go into a pool, and are then allocated to the cities based on complex formulas. Accordingly, the City accrues only those taxes which are receivable from the county within sixty days after year-end.

Lien Date	January 1
Levy Date	July 1
Due Date	Secured: November 1 and February 1
	Unsecured: July 1
Collection Date	Secured: December 10 and April 10
	Unsecured: August 31

Property taxes levied are recorded as revenue when received, in the fiscal year of levy, because of the adoption of the "alternate method of property tax distribution," known as the Teeter Plan, by the City and Contra Costa County. The Teeter Plan authorizes the Auditor/Controller of Contra Costa County to allocate 100% of the secured property taxes billed, but not yet paid.

H. Interfund Balances/Internal Balances

Advances to and advances from other funds represent inter-fund loans in the fund financial statements. Advances between funds are offset by a fund balance reservation or by deferred revenue in the applicable governmental funds to indicate that they are not expendable available financial resources.

Any unpaid interest due to lack of funds in the borrowing fund increases the principal owed and is reported in the lending fund as deferred revenue.

All other outstanding balances between funds are reported as due to and due from other funds. These are generally repaid within the following fiscal year.

Any residual balances outstanding between the governmental activities and business-type activities are reported in the Government-Wide Financial Statements as "internal balances."

I. Capital Assets

Capital assets, which include land, buildings, improvements other than buildings, machinery and equipment and infrastructure assets (e.g. roads, bridges, sidewalks, and similar items), are reported in the applicable governmental or business-type activities in the Government-Wide Financial Statements. Capital assets are recorded at historical cost or estimated historical cost if actual cost is not available. Contributed capital assets are valued at their estimated acquisition value on the date contributed.

NOTE 1 - SUMMARY OF SIGNIFICANT ACCOUNTING (Continued)

City policy has set the capitalization thresholds for reporting capital assets as follows:

- General Capital Assets $5,000
- Infrastructure Capital Assets $25,000

Depreciation is recorded on a straight-line method over the useful lives of the assets as follows:

- Building and Improvements 30 - 45 years
- Machinery and Equipment 5 - 20 years
- Infrastructure 30 - 75 years

The GASB Statement No. 34 requires the inclusion of infrastructure capital assets in local governments' basic financial statements. In accordance with GASB Statement No. 34, the City has included the value of all infrastructure assets in its Government-Wide Financial Statements.

The City defines infrastructure as the basic physical assets that allow the City to function. The assets include:

- Street system
- Site amenities such as parking and landscaped areas used by the City in the conduct of its business.
- Water and sewer plants

Each major infrastructure system can be divided into subsystems. For example the street system can be subdivided into pavement, curb and gutters, sidewalks, medians, streetlights, traffic control devices (signs, signals and pavement markings), landscaping and land. These subsystems were not delineated in the Government-Wide Financial Statements. The appropriate operating department maintains information regarding the subsystems.

For all infrastructure systems, the City has elected to use the Basic Approach as defined by GASB Statement No. 34 for infrastructure reporting. The City conducted a valuation of its infrastructure assets as of July 1, 2002. This valuation determined the original cost using one of the following methods:

1) Use of historical records where available.
2) Standard unit costs appropriate for the construction/acquisition date of the asset.
3) Present replacement cost indexed by a reciprocal factor of the price increase from the construction/acquisition date to the current date.

The accumulated depreciation, defined as the total depreciation from the date of construction/acquisition to the current date was computed on a straight-line method using industry accepted life expectancies for each infrastructure subsystem. The book value was then computed by deducting the accumulated depreciation from the original cost.

NOTE 1 - SUMMARY OF SIGNIFICANT ACCOUNTING (Continued)

Interest accrued during capital assets construction, if any, is capitalized for the business-type activities and proprietary funds as part of the asset cost.

J. Interest Payable

In the government-wide financial statements, interest payable on long-term debt is recognized as the liability incurred for governmental fund types and proprietary fund types.

In the fund financial statements, propriety fund types recognize the interest payable when the liability is incurred.

K. Long-Term Debt

Government-Wide Financial Statements

Long-term debt and other financial obligations are reported as liabilities in the appropriate activities.

Bond premiums and discounts, as well as issuance costs, are deferred and amortized over the life of the bonds using the straight-line method. Bonds payable are reported net of the applicable premium or discount.

Fund Financial Statements

The Governmental Fund Financial Statements do not present long-term debt, which are shown in the Reconciliation of the Governmental Funds Balance Sheet to the Government-Wide Statement of Net Position.

Governmental funds recognize bond premiums and discounts, as well as bond issuance costs, during the current period. The face amount of debt issued is reported as other financial sources. Premiums received on debt issuance are reported as other financing sources while discounts on debt issuance are reported as other financing uses. Issuance costs, whether or not withheld from the actual debt proceeds received, are reported as debt service expenditures.

Proprietary Fund Financial Statements use the same principles as those used in the Government-Wide Financial Statements.

L. Unearned Revenue

Government-Wide Financial Statements

Unearned revenue is recognized for transactions for which revenue has not yet been earned. Typical transactions recorded as unearned revenues in the Government-Wide Financial Statements are unearned grants and prepaid charges for services.

NOTE 1 - SUMMARY OF SIGNIFICANT ACCOUNTING (Continued)

Fund Financial Statements

Unavailable revenue is recorded when transactions have not yet met the revenue recognition criteria based on the modified accrual basis of accounting. The City records unavailable revenue for transactions for which funds are not available to meet current financial obligations. Typical transactions for which unavailable revenue is recorded are grants received but not yet earned or available, interest on inter-fund advances receivable and long-term loans receivable.

M. Compensated Absences

City employees have vested interests in varying levels of vacation compensation. If vacation is not used by the employee during the term of employment, compensation is payable to the employee at the time of retirement or termination. Such compensation is calculated at the employee's then prevalent rate at the time of retirement or termination and compensated at 100% of accumulated hours. The City's liability for compensated absences is recorded in various Governmental funds or Proprietary funds as appropriate. The liability for compensated absences is determined annually. Compensated absences for governmental activities are liquidated primarily by the General Fund.

Governmental funds include only amounts expected to be paid after the end of the fiscal year for terminated employees. The long-term liabilities are recorded in the Statement of Net Position.

The change in compensated absences was as follows:

	Governmental Activities	Business-Type Activities	Total
Beginning Balance	$ 2,317,789	$ 630,786	$ 2,948,575
Additions	1,402,004	413,305	1,815,309
Payments	(1,417,093)	(327,277)	(1,744,370)
Ending Balance	$ 2,302,700	$ 716,814	$ 3,019,514
Current Portion	$ 1,727,025	$ 537,610	$ 2,264,635

N. Deferred Outflows/Inflows of Resources

In addition to assets, the statement of net position or balance sheet reports a separate section for deferred outflows of resources. This separate financial statement element, *deferred outflows of resources,* represents a consumption of net position that applies to a future period(s) and so will *not* be recognized as an outflow of resources (expense/expenditure) until then. The City has reported deferred outflows of resources in the Statement of Net Position and Proprietary Fund Statements for the pension and OPEB related adjustments.

NOTE 1 - SUMMARY OF SIGNIFICANT ACCOUNTING (Continued)

In addition to liabilities, the statement of net position or balance sheet reports a separate section for deferred inflows of resources. This separate financial statement element, *deferred inflows of resources*, represents an acquisition of net position or fund balance that applies to a future period(s) and so will *not* be recognized as an inflow of resources (revenue) until that time. The City has one item, which arises only under a modified accrual basis of accounting, that qualifies for reporting in this category. Accordingly, the item, *unavailable revenue*, is reported in the governmental funds balance sheet. The governmental funds report unavailable revenues from loans. The City has reported deferred inflows of resources in the statement of net position and proprietary fund statements for pension and OPEB related adjustments. These amounts are deferred and recognized as an inflow of resources in the period that the amounts become available.

O. Fair Value Measurements

Fair value is defined as the price that would be received to sell an asset or paid to transfer a liability in an orderly transaction between market participants at the measurement date. The City categorizes its fair value measurements within the fair value hierarchy established by generally accepted accounting principles. The fair value hierarchy categorizes the inputs to valuation techniques used to measure fair value into three levels based on the extent to which inputs used in measuring fair value are observable in the market.

Level 1 inputs are quoted prices (unadjusted) in active markets for identical assets or liabilities.

Level 2 inputs are inputs, other than quoted prices included within Level 1, that are observable for an asset or liability, either directly or indirectly.

Level 3 inputs are unobservable inputs for an asset or liability.

If the fair value of an asset or liability is measured using inputs from more than one level of the fair value hierarchy, the measurement is considered to be based on the lowest priority level input that is significant to the entire measurement.

P. Estimates and Assumptions

The preparation of financial statements in conformity with generally accepted accounting principles (GAAP) requires management to make estimates and assumptions that affect the reported amounts of assets and liabilities and disclosure of contingent assets and liabilities at the date of the financial statements and the reported amounts of revenues and expenses during the reporting period. Actual results could differ from those estimates.

NOTE 1 - SUMMARY OF SIGNIFICANT ACCOUNTING (Continued)

Q. New Fund

During fiscal year ended June 30, 2019, the City created the 115 Pension Trust Reserve Internal Service Fund.

R. Implementation of Governmental Accounting Standards Board (GASB) Pronouncements

The City has implemented the requirements GASB Statement 88 – *Certain Disclosures Related to Debt Including Direct Borrowing and Direct Placements.*

The primary objective of this Statement is to improve the information that is disclosed in notes to government financial statements related to debt, including direct borrowings and direct placements. It also clarifies which liabilities governments should include when disclosing information related to debt. This Statement defines debt for purposes of disclosure in notes to financial statements as a liability that arises from a contractual obligation to pay cash (or other assets that may be used in lieu of cash) in one or more payments to settle an amount that is fixed at the date the contractual obligation is established.

This Statement requires that additional essential information related to debt be disclosed in notes to financial statements, including unused lines of credit; assets pledged as collateral for the debt; and terms specified in debt agreements related to significant events of default with finance-related consequences, significant termination events with finance-related consequences, and significant subjective acceleration clauses. See Notes 7 and 14 for more information.

NOTE 2 - CASH AND INVESTMENTS

The City pools cash from all sources and all funds except Cash and Investments held by Trustees so that it can be invested at the maximum yield consistent with safety and liquidity, while individual funds can make expenditures at any time.

A. Policies

California Law requires banks and savings and loan institutions to pledge government securities with a market value of 110% of the City's cash on deposit, or first trust deed mortgage notes with a market value of 150% of the deposit, as collateral for these deposits. Under California Law this collateral is held in a separate investment pool by another institution in the City's name and places the City ahead of general creditors of the institution.

NOTE 2 - CASH AND INVESTMENTS (Continued)

The City invests in individual investments and in investment pools. Individual investments are evidenced by specific identifiable securities instruments, or by an electronic entry registering the owner in the records of the institution issuing the security, called the book entry system. In order to increase security, the City employs the Trust Department of a bank as the custodian of certain City managed investments, regardless of their form. Individual investments are generally made by their City's fiscal agent as required under its debt issues, or through the City's Investment Advisor, Chandler Asset Management (CAM).

The City's investments are carried at fair value, as required by generally accepted accounting principles. The City adjusts the carrying value of its investments to reflect their fair value at each fiscal year end, and it includes the effects of these adjustments in income for that fiscal year.

B. Classification

Cash and investments are classified in the financial statements as shown below, based on whether or not their use is restricted under the terms of City debt instruments or Agency agreements.

	Government-Wide Statement of Net Position			Separate Statement	
	Governmental Activities	Business-Type Activities	Total	Fiduciary Funds	Total
Cash and investments	$ 46,834,116	$ 49,304,301	$ 96,138,417	$ 6,422,144	$ 102,560,561
Restricted cash and investments	3,016,603	15	3,016,618	46,488,154	49,504,772
Total cash and investments	$ 49,850,719	$ 49,304,316	$ 99,155,035	$ 52,910,298	$ 152,065,333

C. Investments Authorized by the California Government Code and the City's Investment Policy

The City's Investment Policy and the California Government Code allow the City to invest in the following investments, provided the credit ratings of the issuers are acceptable to the City, and approved percentages and maturities are not exceeded. The table below also identifies certain provisions of the California Government Code, or the City's Investment Policy where the City's Investment Policy is more restrictive.

NOTE 2 - CASH AND INVESTMENTS (Continued)

Authorized Investment Type	Maximum Maturity	Minimum Credit Quality	Maximum in Portfolio	Maximum per Issuer
Asset-Backed Securities	5 years	"AA"	20%	5%
Bankers' Acceptances	180 days	A1/P1	40%	5%
(CAMP)	n/a	n/a	none	none
Certificates of Deposits	1 year	"A"	30%	5%
Commercial Paper	270 days	"A1" ST	25%	5%
Federal Agency Obligations	5 years	none	none	none
Local Agency Investment Fund (LAIF)	n/a	none	$65 million	none
Medium-Term Notes	5 years	"A"	30%	5%
Money Market Funds	n/a	2 highest ratings	20%	10% per
Negotiable Certificates of Deposit	5 years	"A" LT	30%	5%
Repurchase Agreements	90 days	"A"	15%	5%
State and Local Obligations	5 years	"A-"	30%	5%
Supranational Securities	5 years	"AA"	30%	10%
U.S. Treasury Obligations	5 years	none	none	none

In accordance with GASB Statement No. 31, *Accounting and Financial Reporting for Certain Investments and for External Pools*, investments were stated at fair value using the aggregate method.

The City's investments with Local Agency Investment Fund (LAIF), a State of California external investment pool, at June 30, 2019, included a portion of the pool funds invested in Structured Notes and Asset-Backed Securities.

As of June 30, 2019, the City had $30,787,277 invested in LAIF, which had invested 49.13% of the pool investment funds in U.S. Treasury Obligations. The LAIF fair value factor of 1.001711790 was used to calculate the fair value of the investments in LAIF. The fair value of the City's position in the pool is materially equivalent to the value of the pool share. At June 30, 2019, these investments matured in an average of 173 days.

NOTE 2 - CASH AND INVESTMENTS (Continued)

D. Investments Authorized by Debt Agreements

The City and Successor Agency to the Redevelopment Agency must maintain required amounts of cash and investments with trustees or fiscal agents under the terms of certain debt issues. These funds are unexpended bond proceeds or are pledged reserves to be used if the agencies fail to meet their obligations under these debt issues. The California Government Code requires these funds to be invested in accordance with City resolutions, bond indentures or State statutes. The table below identifies the investment types that are authorized for investments held by fiscal agents. The table also identifies certain provisions of these debt agreements:

Authorized Investment Type	Maximum Maturity	Minimum Credit Quality
Bankers' Acceptances	360 days	A-1/A-1+/P1
California Asset Management Program (CAMP)	n/a	none
Certificates of Deposit	1 year	none
Commercial Paper	270 days	A1/P1/F1
Guaranteed Investment Agreements	n/a	none
Local Agency Investment Fund (LAIF)	n/a	none
Medium Term Notes	5 years	A
Money Market Fund	n/a	3 highest ratings
Municipal Obligations	n/a	AAA
Pre-refunded Municipal Obligations	n/a	AAA
Repurchase Agreements	90 days	A
State of California Obligations	n/a	A
U.S. Agencies	n/a	AAA
U.S. Treasury Obligations	n/a	none

NOTE 2 - CASH AND INVESTMENTS (Continued)

E. Fair Value Hierarchy

The City categorizes its fair value measurements within the fair value hierarchy established by generally accepted accounting principles. The hierarchy is based on the valuation inputs used to measure fair value of the assets. Level 1 inputs are quoted prices in an active market for identical assets; Level 2 inputs are significant other observable inputs; and Level 3 inputs are significant unobservable inputs.

The following is a summary of the fair value hierarchy of the fair value of investments of the City as of June 30, 2019:

	Level 1	Level 2	Total
Investments by Fair Value Level:			
U.S. Treasury Obligations	$ 11,319,758	$ -	$ 11,319,758
Federal Agency Obligations	-	11,838,367	11,838,367
Commercial Paper	-	1,094,071	1,094,071
Municipal Obligations	-	533,195	533,195
Corporate Notes	-	16,729,429	16,729,429
Certificate of Deposits	-	7,392,657	7,392,657
Asset-Backed Securities	-	7,507,386	7,507,386
Supranational Securities	-	3,918,071	3,918,071
Held by Trustee:			
Federal Agency Obligations	-	2,790,167	2,790,167
Subtotal	$ 11,319,758	$ 51,803,343	63,123,101
Investments Measured at Cost:			
Money Market Funds			4,982,940
Held with Trustee:			
Money Market Funds			43,549,421
Investments Exempt from Fair Value Hierarchy:			
Local Agency Investment Fund			30,787,277
Total Investments			142,442,739
Cash in banks and on hand			9,622,594
Total Cash and Investments			$ 152,065,333

U.S. Treasury Notes classified in Level 1 of the fair value hierarchy are valued using quoted prices in active markets. Federal Agency Obligations, Commercial Paper, Municipal Obligations, Medium Term Corporate Notes, Certificates of Deposits, the Asset-Backed Securities and Supranational Securities classified in Level 2 of the fair value hierarchy, are valued using pricing techniques of matrix pricing or market corroborated pricing, with inputs such as yield curves or indices.

NOTE 2 - CASH AND INVESTMENTS (Continued)

These prices are obtained from various pricing sources by the City's custodian bank. The Certificates of Deposit are valued using techniques of matrix pricing and multi-dimensional relational model and/or option adjusted spread provided by the City's custodian bank. The Supranational Securities, classified in Level 2 of the fair value hierarchy, is valued based on information gathered from market sources and integrate relative credit information, observed movements, and sector news into the evaluated pricings applications and models provided by the City's custodian bank.

F. Interest Rate Risk

Interest rate risk is the risk that changes in market interest rates will adversely affect the fair value of an investment. Normally, the longer the maturity of an investment, the greater the sensitivity of its fair value to changes in market interest rates.

Information about the sensitivity of the fair values of the City's investments (including investments held by bond trustees) to market interest rate fluctuations is provided by the following table that shows the distribution of the City's investments by maturity.

	Investment Maturities (in years)		
Investment Type	Less than 1 year	1 - 5 years	Total
Local Agency Investment Fund	$ 30,787,277	$ -	$ 30,787,277
Corporate Notes	6,015,747	10,713,682	16,729,429
Federal Agency Obligations	1,786,086	10,052,281	11,838,367
U.S. Treasury Obligations	1,184,488	10,135,270	11,319,758
Asset-Backed Securities	4,931	7,502,455	7,507,386
Certificates of Deposit	5,581,658	1,810,999	7,392,657
Money Market Funds	4,982,940	-	4,982,940
Supranational Securities	1,344,938	2,573,133	3,918,071
Commercial Paper	1,094,071	-	1,094,071
Municipal Obligations	-	533,195	533,195
Held by Trustee:			
Federal Agency Obligations	2,790,167	-	2,790,167
Held with Trustee:			
Money Market Funds	43,549,421	-	43,549,421
Total Investments	$ 99,121,724	$ 43,321,015	142,442,739
Cash in banks and on hand			9,622,594
Total Cash and Investments			$ 152,065,333

Money Market Funds are available for withdrawal on demand and at June 30, 2019 matured in an average of 25 days.

NOTE 2 - CASH AND INVESTMENTS (Continued)

G. Credit Risk

Credit risk is the risk that an issuer of an investment will not fulfill its obligation to the holder of the investment. This is measured by the assignment of a rating by a nationally recognized statistical rating organization. Presented below is the actual rating as of June 30, 2019 for each investment type as provided by Standard and Poor's investment rating system.

	Fair Value	AAA/AAAm	AA+	AA	AA- / A-1+	A+ / A / A-1	A- / A-2	BBB+ (A)	Not Rated
U.S. Treasury Obligations	$ 11,319,758	$ -	$ 11,319,758	$ -	$ -	$ -	$ -	$ -	$ -
Federal Agency Obligations	11,838,367	-	11,838,367	-	-	-	-	-	-
Commercial Paper	1,094,071	-	-	-	-	1,094,071	-	-	-
Corporate Notes	16,729,429	-	-	1,088,132	1,059,578	7,808,989	5,836,361	936,369	-
Municipal Obligations	533,195	-	-	-	533,195	-	-	-	-
Certificates of Deposit	7,392,657	-	-	-	4,244,392	3,148,265	-	-	-
Asset-Backed Securities	7,507,386	5,802,666	-	-	-	-	-	-	1,704,720
Supranational Securities	3,918,071	3,918,071	-	-	-	-	-	-	-
Local Agency Investment Fund	30,787,277	-	-	-	-	-	-	-	30,787,277
Money Market Funds	4,982,940	4,982,940	-	-	-	-	-	-	-
Held by Trustee:									
Federal Agency Obligation	2,790,167	-	-	-	2,790,167	-	-	-	-
Held with Trustee:									
Money Market Funds	43,549,421	-	-	-	-	-	-	-	43,549,421
Total Investments	142,442,739	$ 14,703,677	$ 23,158,125	$ 1,088,132	$ 8,627,332	$ 12,051,325	$ 5,836,361	$ 936,369	$ 76,041,418
Cash in banks and on hand	9,622,594								
Total Cash and Investments	$ 152,065,333								

Notes to schedule:
(A) Corporate Notes rated BBB+ are based on the Standard and Poor's investment rating system as of June 30, 2019. Moody's Rating and Fitch Rating for these investments is A as of June 30, 2019 and all investments are in compliance with the City's Investment Policy.

H. Concentration of Credit Risk

Investments in the securities of any individual issuers, other than U.S. Treasury Securities, mutual funds and the California Local Agency Investment Fund, that represent 5% or more of the City's total investments are as follows as of June 30, 2019.

Issuer	Investment Type	Amount
Government-Wide:		
Federal Home Loan Banks	Federal Agency Obligations	$ 7,367,028

NOTE 3 - LOANS AND NOTES RECEIVABLES

As of June 30, 2019, loans and notes receivable consisted of the following:

Description	Balance
Governmental Activities:	
CalHome Program Loans	$ 466,066
Century Plaza Corporation	1,411,781
Domus Development LLC	7,498,538
Domus Development LLC Loan (Sienna Court)	5,511,206
Fairfield Belmont, L.P. Loan	4,205,122
HUD Community Development Block Grant	263,844
Low Income Families Loans	844,720
Mariner Walk Loan	180,000
Vista Del Mar Loans	200,000
Mercy Housing California Loan	4,628,576
PACF Loans	573,671
Presidio Village Senior Housing	739,372
Rehabilitation and Construction Loans	1,389,643
Residential Loans on Vidrio	1,921,984
Resources for Community Development Loan	6,947,096
9th Street Associates (Santa Fe Commons Housing Development)	1,897,133
Total Governmental Activities - Loans and Notes Receivable	38,678,752
Business-Type Activities-Enterprise Fund:	
Lumpy's Diner Loan	333,137
Total Loans and Notes Receivable	$ 39,011,889

A. CalHome Program Loans

CalHome Program funds of $600,000 were awarded by the State of California and are used to provide first-time home buyer mortgage assistance as well as housing rehabilitation assistance for low income homeowners. Loans are payable upon sale or transfer of property, when the property ceases to be owner-occupied, or upon the CalHome loan maturity date. The outstanding balance as of June 30, 2019 was $466,066.

B. Century Plaza Corporation Loan

During fiscal year 2013-14, the City of Pittsburg approved a loan to Century Plaza Corporation for anchor tenant retention and remodeling of the Century Plaza. The total approved loan amount was $1,300,000 and was disbursed over five years. Loan bears 2% annual interest and is due and payable on July 1, 2023. Century Plaza Corporation will receive a loan repayment credit effective July 1, 2019 if it follows the terms stipulated by the loan agreement. The accrued interest will be forgiven along with the loan credit. The outstanding balance as of June 30, 2019 was $1,411,781.

NOTE 3 - LOANS AND NOTES RECEIVABLES (Continued)

C. Domus Development LLC Loan

During fiscal year 2005-2006, the former Redevelopment Agency entered into a Development and Disposition Agreement with Domus Development LLC (Developer) of up to $8,000,000 for the development of a 28-unit residential rental dwelling and an 8,000 square feet ground floor commercial space at the northeast corner of Railroad Avenue and 10th Street. Funding was provided by the Housing-Set Aside funds in the amount of $6,000,000 and $2,000,000 by future tax increments. During the fiscal year 2007-2008, an amendment was filed to increase the loan up to an additional $800,000 and $4,845,755 of the loan was disbursed to the Developer. With the dissolution of the Agency effective February 1, 2012, this loan was assumed by the Housing Successor Agency. The outstanding balance as of June 30, 2019 was $7,498,538.

D. Domus Development LLC (Sienna Court) Loan

During fiscal year 2007-2008, the former Redevelopment Agency Low-Moderate Income Housing II Special Revenue Fund loaned funds of $250,000 to Domus Development LLC for the feasibility study of a senior affordable housing development (Sienna Court). The loan bears interest of 3% per annum. The Domus Development LLC loan was amended in fiscal year 2010-2011 to increase the loan by an additional $850,000, and then further amended in fiscal year 2010-2011 bringing total loan funding to $4,323,645. With the dissolution of the Agency effective February 1, 2012, this loan was assumed by the Housing Successor. The outstanding balance as of June 30, 2019 was $5,511,206.

E. Fairfield Belmont, L.P. Loan

During fiscal year 2004-2005, the former Redevelopment Agency Low-Moderate Income Housing II Special Revenue Fund loaned funds of $4,880,000 to the Fairfield Belmont, L.P. for the purchase and renovation of 224 affordable residential units located within the Redevelopment Project Area. The loan bears the lesser interest of 1% per year or the amount of the former Redevelopment Agency Receipts and provides for the Agency to receive 20% of the project's residual receipts annually. With the dissolution of the Redevelopment Agency effective February 1, 2012, the assets of the Agency, including this loan were assumed by the Housing Successor Agency. The outstanding balance as of June 30, 2019 was $4,205,122.

F. HUD Community Development Block Grant (CDBG) Loans

The HUD CDBG Special Revenue fund had a loans receivable balance of $263,844 as of June 30, 2019, which consisted of $116,813 in CDBG entitlement loans and $147,031 in First Time Homebuyer loans.

NOTE 3 - LOANS AND NOTES RECEIVABLES (Continued)

G. Low Income Families Loans

During fiscal year 2006-2007 and 2007-2008, the former Redevelopment Agency Low-Moderate Income Housing II Special Revenue Fund loaned funds to low income families to purchase homes. The loans bear no interest and are deferred until the property changes title or are refinanced for cash. With the dissolution of the Agency effective February 1, 2012, this loan was assumed by the Housing Successor Agency. The outstanding balance as of June 30, 2019 was $844,720.

H. Mariner Walk Loan and Vista Del Mar Loans

During fiscal year 2005-2006, a Development and Disposition Agreement was entered into with Olson Urban Housing LLC (Developer) of up to $1,000,000 and with Lyon Vista Del Mar 533, LLC (Developer) of up to $800,000, to provide mortgage assistance for qualified moderate income households purchasing the affordable units. With the dissolution of the Agency effective February 1, 2012, the loans were assumed by the Housing Successor. The outstanding balance as of June 30, 2019 was $180,000 and $200,000, respectively, for the property owners.

I. Mercy Housing California Loan

During fiscal year 2005-2006, the former Redevelopment Agency Low-Moderate Income Housing II Special Revenue Fund loaned funds of $1,052,854 to Mercy Housing California for the development of a 64-unit dwelling and child care center located within the Redevelopment Project Area. During the fiscal year 2007-2008, an amendment was filed to increase the loan for a total of $4,952,854. The loan bears interest of 1% per year and provides for the Agency to receive 50% of the project's residual receipts annually. With the dissolution of the Agency effective February 1, 2012, this loan was assumed by the Housing Successor Agency. The outstanding balance as of June 30, 2019 was $4,628,576.

J. Other Assistance Loan

During fiscal year 2014-15, the City of Pittsburg approved a loan of up to $150,000 for the properties at 444 and 446 Railroad Avenue. The loan bore interest of 3% per annum. Payment was deferred until September 1, 2018 at which point monthly payments of principal and interest would be due for a term of 3 years. The outstanding amount of the loan was paid off as of June 30, 2019.

K. Pittsburg Arts and Community Foundation (PACF) Loans

During fiscal year 2010-2011, the PACF assumed a construction loan and lease due from a Pittsburg resident. The loan will be repaid through lease payments on 159 4th Street, with a balloon payment due on December 1, 2023. During fiscal year 2011-2012, PACF assumed an NSP Home Buyer assistance program loan that was issued to a Pittsburg resident. Loan payments are deferred for 10 years, expiring on March 24, 2020, and will be forgiven if certain terms are met. The outstanding balances of these loans as of June 30, 2019 were $549,248 and $24,423, respectively, totaling $573,671.

NOTE 3 - LOANS AND NOTES RECEIVABLES (Continued)

L. Palm Plaza Development and Palm Plaza Group, LLC Loans

During fiscal year 2006-2007, the former Redevelopment Agency Low-Moderate Income Housing II Special Revenue Fund provided $728,000 and $940,000 to Palm Plaza Group, LLC and Palm Plaza Development, respectively, for the purchase and renovation of residential units located within the Redevelopment Project Area. With the dissolution of the Agency effective February 1, 2012, these loans were assumed by the Housing Successor Agency. The outstanding balance for the Palm Plaza Group, LLC and Palm Plaza Development loans were paid off as of June 30, 2019.

M. Presidio Village Senior Housing Loans

During fiscal year 2006-2007, the former Redevelopment Agency Low-Moderate Income Housing II Special Revenue Fund loaned funds of $566,150 to Pacific Community Services for prior construction of 104 units called the Presidio Village Senior Housing. The loan bears interest of 3% per year and provides for the Agency to receive 50% of the project's residual receipts annually. With the dissolution of the Agency effective February 1, 2012, this loan was assumed by the Housing Successor Agency. The outstanding balance and accrued interest as of June 30, 2019 was $739,372.

N. Rehabilitation and Construction Loans

Housing and rehabilitation loans are provided to homeowners who meet low and moderate income requirements as defined by the Department of Housing and Urban Development. These residential loans are available from $5,000 to $25,000 per property at a loan term of 3% simple interest for 10 years. The property will be rehabilitated to be free from health and safety violations upon completion of the rehabilitation program. The outstanding balance of these loan types as of June 30, 2019 was $1,389,643.

O. Residential Loans on Vidrio

During fiscal year 2010-2011, the City of Pittsburg financed several residential loans to the homebuyers of Vidrio Condominium. The outstanding balances as of June 30, 2019 was $1,921,984.

P. Resources for Community Development Loan

During fiscal year 2006-2007, the former Redevelopment Agency Low-Moderate Income Housing II Special Revenue Fund loaned funds of $6,105,848 to Resources for Community Development for the development of 71 rental dwellings and a community center. During the fiscal year 2008-2009, an amendment was filed to increase the loan up to an additional $350,000 and $5,710,730 of the loan was disbursed to the Developer. The loan bears interest of 1% per annum and provides for the Agency to receive 50% of the project's residual receipts annually. With the dissolution of the Agency effective February 1, 2012, this loan was assumed by the Housing Successor Agency. The outstanding balance as of June 30, 2019 was $6,947,096.

NOTE 3 - LOANS AND NOTES RECEIVABLES (Continued)

Q. Steadfast Marina Heights L.P. Loan

During fiscal year 2004-2005, the former Redevelopment Agency Low-Moderate Income Housing II Special Revenue Fund loaned funds of $1,400,000 to the Steadfast Marina Heights L.P. for the purchase and renovation of 200 affordable residential units located within the Redevelopment Project Area. The loan bears interest of 7% per year or the amount of Agency Receipts and provides for the Agency to receive 30% of the project's residual receipts annually. With the dissolution of the Agency effective February 1, 2012, the assets of the Agency, including this loan were assumed by the Housing Successor Agency. The outstanding balance of the loan was paid off as of June 30, 2019.

R. 9th Street Associates (Santa Fe Commons Housing Development Loan)

This is a rehabilitation and construction loan to eliminate blight to a property owner to assist improvements and rehabilitation of properties that were vacant or underutilized.

During fiscal year 2011-2012, the City provided a property development loan of $1,614,713 to 9th Street Associates LP to develop the units at Santa Fe Commons. The loan terms include 3% simple interest and is due in 55 years. The repayment will be made from residual receipts. The outstanding balance as of June 30, 2019 was $1,897,133.

S. Lumpy's Diner Loan

During fiscal year 2018-2019, the Pittsburg Power Company (PPC) Enterprise Fund loaned $348,206 to the owner of Lumpy's Diner Pittsburg for the purchase of property located at 615 Railroad Avenue. The loan bears interest of 5%. Principal and interest payments are due monthly commencing October 1, 2018 through 2038. The outstanding balance as of June 30, 2019 was $331,137.

NOTE 4 - UNEARNED AND UNAVAILABLE REVENUE

A. Government-Wide Financial Statements

Unearned revenues in Government-Wide Financial Statements represent amounts for which revenues have not been earned. At June 30, 2019, unearned revenues in the Government-Wide Financial Statements consisted of unearned developer, donation, and grant revenues of $1,781,722 in Governmental Activities and $1,855,812 in Business-Type Activities.

B. Fund Financial Statements

At June 30, 2019, the following amounts were recorded in the Fund Financial Statements because either the revenues had not been earned or the funds were not available to finance expenditures of the current period:

	Governmental Funds				
	General Fund	Housing Authority (Sec. 8)	Successor Agency Housing	Non-Major Governmental Funds	Total Governmental Funds
Unearned developer/ donation revenue	$ 3,227	$ -	$ -	$ -	$ 3,227
Unearned service revenue	1,301,535	134,206	-	342,754	1,778,495
Sub-total	1,304,762	134,206	-	342,754	1,781,722
Loans receivable	1,411,781	-	30,754,630	4,458,544	36,624,955
Total	$ 2,716,543	$ 134,206	$ 30,754,630	$ 4,801,298	$ 38,406,677

	Business-Type Funds		
	Pittsburg Power	Water Front Operations	Total
Unearned developer/ donation revenue	$ 595,601	$ -	$ 595,601
Unearned service revenue	333,137	927,074	1,260,211
	$ 928,738	$ 927,074	$ 1,855,812

NOTE 5 - INTERFUND TRANSACTIONS

A. Current Interfund Balances

Current interfund balances arise in the normal course of business and are expected to be repaid shortly after the end of the fiscal year. Current interfund balances are as follows:

DUE FROM FUND:	DUE TO FUND:	AMOUNT
Non-Major Governmental Funds:		
Special Revenue Funds:		
Miscellaneous Grants	General Fund	$ 106,724
Local Law Enforcement Block Grant	General Fund	16,500
HUD Community Development Grant	General Fund	271,957
Park Maintenance CFD 2007-1	General Fund	9,512
Capital Projects Funds:		
Community Capital Improvement	General Fund	147,980
Regional Freeway Security Fund	General Fund	598,009
	Due to General Fund	$ 1,150,682

B. Interfund Advances

At June 30, 2019, the following funds had advances that were not expected to be repaid within the next year:

FROM FUND:	TO FUND :	AMOUNT
GOVERNMENTAL FUNDS		
Regional Traffic Mitigation Capital Projects Fund	Railroad Avenue Specific Area Plan Special Revenue Fund	$ 3,381,708
ENTERPRISE FUNDS		
Sewer Utility Fund	General Fund	520,000
	Building Maintenance Internal Service Fund	181,012
Pittsburg Power Fund	Golf Course Special Revenue Fund	375,000
	TOTAL ADVANCES	$ 4,457,720

NOTE 5 - INTERFUND TRANSACTIONS (Continued)

During fiscal year 2006-2007, the General Fund advanced $150,000 to the Park Maintenance CFD 2007-1 Special Revenue Fund to help to eliminate the deficit fund balance. Interest was accrued annually at the LAIF rate. As of June 30, 2019, the advance was paid off.

During fiscal year 2014-2015, the Regional Traffic Mitigation Capital Projects Fund advanced $3,300,000 to the Railroad Avenue Specific Area Plan Special Revenue Fund to help fund the construction of the eBART Pittsburg Center Station Project. The advance is to be repaid to the Regional Traffic Mitigation Fund by June 30, 2044 and bears simple interest at the average State Local Agency Investment Fund (LAIF) interest rate. The repayment began in fiscal year 2015 with annual payments in amount up to the accrued interest due, and the current balance as of June 30, 2019 was $3,381,708.

During fiscal year 2017-2018, the Sewer Utility Enterprise Fund advanced $650,000 to the General Fund for the purchase of property located at the Northwest Corner of Railroad Avenue and Civic Avenue (APN 086-100-015) and associated expenses. The advance is to be repaid within five years and bears simple interest at the average LAIF rate. The current balance as of June 30, 2019 was $520,000.

During fiscal year 2016-2017, the Sewer Utility Enterprise Fund advanced $252,960 to the Building Maintenance Internal Service Fund to assist in financing the City Hall HVAC Chiller Replacement project. The advance is to be repaid within ten years and bears interest at 1.5% per year. The current balance as of June 30, 2019 was $181,012.

During fiscal year 2017-2018, Pittsburg Power Enterprise Fund advanced $90,000 to the General Fund for the purchase of property located on Frontage Road (APN 087-277-001) and cover all administrative and closing costs. Interest is accrued annually at the LAIF rate. As of June 30, 2019, the advance was paid off.

During fiscal year 2002-2003, the Pittsburg Power Enterprise Fund advanced $375,000 to the Golf Course Special Revenue Fund for the replacement and improvements of golf carts. The advance was to be repaid within ten years provided the money is available in the Golf Fund. The current balance as of June 30, 2019 was $375,000.

NOTE 5 - INTERFUND TRANSACTIONS (Continued)

C. Interfund Transfers

At June 30, 2019, the City had the following inter-fund transfers:

A. Transfers to the General Fund were to fund General Fund operations and administrative services for which the other funds received services.
B. Transfers to cover Citywide Lighting & Landscaping, Gas Tax (RMRA) and Golf Course operating expenses.
C. Transfers for road maintenance/repairs/improvements and water/sewer infrastructure repairs, and accounts for program income in CDBG.
D. Transfers to the Water Utility Enterprise Fund to subsidize senior discount.
E. Transfers to cover Future Build Program.
F. Transfers to fund unfunded OPEB liability and interfund loan for Chiller Replacement.
G. Transfer to Water Utility Enterprise Fund to allocate Utility Billing administrative time as employees are split between Water and Sewer Funds.
H. Transfers for Marina maintenance repairs and dredging.

FROM FUND:	TO FUND:	AMOUNT	
Water Utility Enterprise Fund		$ 276,048	
Sewer Utility Enterprise Fund		55,210	
Pittsburg Power Enterprise Fund		725,000	
Non-Major Governmental Funds		4,214,899	
	General Fund	5,271,157	A
General Fund		1,207,726	B
Water Utility Enterprise Fund		32,000	C
Sewer Utility Enterprise Fund		11,000	C
Marina Enterprise Fund		5,457	C
Non-Major Governmental Funds		1,949,774	C
	Non-Major Governmental Funds	3,205,957	
	Sub-total: Total Governmental Funds	8,477,114	
General Fund	Water Utility Enterprise Fund	60,880	D
General Fund	Pittsburg Power Enterprise Fund	37,587	E
General Fund	Internal Service Funds	262,883	F
Housing Authority (Section 8) Special Revenue Fund	Internal Service Funds	18,586	F
Successor Agency Housing Special Revenue Fund	Internal Service Funds	559	F
Non-Major Governmental Funds	Internal Service Funds	60,090	F
Water Utility Enterprise Fund	Internal Service Funds	112,186	F
Sewer Utility Enterprise Fund	Internal Service Funds	24,874	F
Sewer Utility Enterprise Fund	Water Utility Enterprise Fund	759,509	G
Marina Enterprise Fund	Water Front Operations Enterprise Fund	22,072	H
Marina Enterprise fund	Internal Service Funds	16,909	F
Pittsburg Power Enterprise Fund	Internal Service Funds	33,818	F
Water Front Operations Enterprise Fund	Internal Service Funds	10,481	F
Internal Service Funds	Internal Service Funds	21,239	F
	Sub-total: Total Proprietary Funds	1,441,673	
	TOTAL TRANSFERS	$ 9,918,787	

NOTE 6 - CAPITAL ASSETS

A. Government-Wide Financial Statements

At June 30, 2019, the City's capital assets consisted of the following:

	Governmental Activities	Business-Type Activities	Total
Non-depreciable assets:			
Land	$ 34,687,011	$ 1,646,186	$ 36,333,197
Construction in progress	19,481,254	25,057,321	44,538,575
Total non-depreciable assets	54,168,265	26,703,507	80,871,772
Depreciable assets:			
Buildings and improvements	97,361,293	32,471,634	129,832,927
Machinery and equipment	19,612,000	11,077,505	30,689,505
Infrastructure	298,120,320	145,416,823	443,537,143
Total depreciable assets	415,093,613	188,965,962	604,059,575
Less accumulated depreciation:			
Buildings and improvements	(43,583,293)	(10,373,955)	(53,957,248)
Machinery and equipment	(13,934,394)	(5,026,383)	(18,960,777)
Infrastructure	(161,337,448)	(52,319,476)	(213,656,924)
Total accumulated depreciation	(218,855,135)	(67,719,814)	(286,574,949)
Total net depreciable assets	196,238,478	121,246,148	317,484,626
Total capital assets	$ 250,406,743	$ 147,949,655	$ 398,356,398

NOTE 6 - CAPITAL ASSETS

A. Government-Wide Financial Statements

At June 30, 2019, the City's capital assets consisted of the following:

	Governmental Activities	Business-Type Activities	Total
Non-depreciable assets:			
Land	$ 34,687,011	$ 1,646,186	$ 36,333,197
Construction in progress	19,481,254	25,057,321	44,538,575
Total non-depreciable assets	54,168,265	26,703,507	80,871,772
Depreciable assets:			
Buildings and improvements	97,361,293	32,471,634	129,832,927
Machinery and equipment	19,612,000	11,077,505	30,689,505
Infrastructure	298,120,320	145,416,823	443,537,143
Total depreciable assets	415,093,613	188,965,962	604,059,575
Less accumulated depreciation:			
Buildings and improvements	(43,583,293)	(10,373,955)	(53,957,248)
Machinery and equipment	(13,934,394)	(5,026,383)	(18,960,777)
Infrastructure	(161,337,448)	(52,319,476)	(213,656,924)
Total accumulated depreciation	(218,855,135)	(67,719,814)	(286,574,949)
Total net depreciable assets	196,238,478	121,246,148	317,484,626
Total capital assets	$ 250,406,743	$ 147,949,655	$ 398,356,398

NOTE 6 - CAPITAL ASSETS (Continued)

Governmental activities depreciation expense for capital assets for the year ended June 30, 2019 is as follows:

General government	$	1,219,259
City Manager and City Clerk		41,838
Human resources		4,317
Finance and services		87,068
Community development and services		102,276
Public safety		228,376
Public works		8,464,554
Internal Service Funds		714,977
Total depreciation expense	$	10,862,665

The following is a summary of capital assets for business-type activities:

	Balance at July 1, 2018	Additions	Deletions	Reclassifications	Balance at June 30, 2019
Non-depreciable assets:					
Land	$ 1,646,186	$ -	$ -	$ -	$ 1,646,186
Construction in Progress	28,833,255	4,180,752		(7,956,686)	25,057,321
Total	30,479,441	4,180,752	-	(7,956,686)	26,703,507
Depreciable assets:					
Buildings and improvements	25,003,715	-	(120,470)	7,588,389	32,471,634
Machinery and equipment	10,931,398	153,254	(7,147)	-	11,077,505
Infrastructure	145,048,526	-	-	368,297	145,416,823
Total	180,983,639	153,254	(127,617)	7,956,686	188,965,962
Less accumulated depreciation:					
Buildings and improvements	(9,894,447)	(499,334)	19,826	-	(10,373,955)
Machinery and equipment	(4,389,560)	(642,694)	5,871	-	(5,026,383)
Infrastructure	(49,854,502)	(2,464,974)	-	-	(52,319,476)
Total	(64,138,509)	(3,607,002)	25,697	-	(67,719,814)
Total depreciable assets, net	116,845,130	(3,453,748)	(101,920)	7,956,686	121,246,148
Total capital assets, net	$ 147,324,571	$ 727,004	$ (101,920)	$ -	$ 147,949,655

NOTE 6 - CAPITAL ASSETS (Continued)

Business-type activities depreciation expenses for capital assets for the year ended June 30, 2019 are as follows:

Water Utility	$	1,594,343
Sewer Utility		914,624
Marina		525,802
Pittsburg Power		565,134
Water Front Operations		7,099
Total	$	3,607,002

B. Fund Financial Statements

The Governmental Fund Financial Statements do not present General Government Capital Assets. Consequently, capital assets are shown as a reconciling item in the Reconciliation of the Governmental Funds Balance Sheet to the Government-Wide Statement of Net Position.

The capital assets of the enterprise funds in the Proprietary Fund Financial Statements are the same as those shown in the business-type activities of the Government-Wide Financial Statements. Internal Service Funds capital assets are combined with governmental activities.

NOTE 7 - LONG TERM DEBT

Governmental Activities

The following is a summary of long-term debt transactions of the governmental activities for the year ended June 30, 2019:

Description	Original Issue Amount	Beginning Balance July 1, 2018	Additions	Retirements	Ending Balance June 30, 2019	Amounts Due Within One Year	Amounts Due in More Than One Year
Governmental Activities - Bonds							
2006 Pension Obligation Bonds	$ 39,566,056	$ 34,030,018	$ 1,390,624	$ 2,160,000	$ 33,260,642	$ 2,240,000	$ 31,020,642
Governmental Activities - Direct Borrowings							
CEC Energy Conservation Loan	571,097	278,821	-	66,627	212,194	68,626	143,568
Capital Lease - Street Sweeper	225,000	116,339	-	45,585	70,754	46,847	23,907
Capital Lease - VOIP System Upgrade	606,044	484,835	-	121,209	363,626	121,209	242,417
PG&E Energy Efficient Loan	213,294	209,740	-	21,329	188,411	21,329	167,082
Capital Lease - Fleet Maintenance	549,017	-	549,017	50,370	498,647	103,629	395,018
Capital Lease - Fleet Maintenance Equipment	261,368	-	261,368	-	261,368	48,414	212,954
Total Governmental Activities - Direct Borrowings		1,089,735	810,385	305,120	1,595,000	410,054	1,184,946
Total Governmental Activities		$ 35,119,753	$ 2,201,009	$ 2,465,120	$ 34,855,642	$ 2,650,054	$ 32,205,588

NOTE 7 - LONG TERM DEBT (Continued)

Series 2006 Pension Obligation Bonds

On June 15, 2006, the City issued $39,566,056 of Series 2006 Taxable Pension Obligations Bonds bearing interest at 5.784-6.115% to prepay the City's unfunded accrued actuarial liability of the Miscellaneous and Safety plans through the California Public Employees' Retirement System. The City also prepaid the unfunded liability owed to Contra Costa County Employees Retirement Association (CCCERA) which amounted to $12,700,000 as of June 30, 2006. The Bonds are issued as current interest bonds and capital interest bonds where the current interest is payable annually on July 1, and the capital appreciation bonds will accrete interest from the date of issuance and will be payable only upon maturity or redemption. The bonds are payable from any form of taxation. The bond covenant contains events of default that require the revenue of the City to be applied by the Trustee as specified in the terms of the agreement if any of the following conditions occur: default on debt service payments; the failure of the City to observe or perform the conditions, covenants, or agreement terms of the debt; bankruptcy filing by the City; or if any court or competent jurisdiction shall assume custody or control of the City. The covenant also contains a subjective acceleration clause that allows the trustees or holders, who hold the majority of the aggregate principal amount of the notes, to accelerate payment of the entire principal amount outstanding and interest accrued to become immediately due if they determine that a material adverse change occurs. Annual principal and interest payments on the bonds are expected to require approximately 5% of city-wide revenues. The total principal and interest remaining to be paid on the bonds is $67,035,715. For the current year, principal and interest paid were $3,578,272 and city-wide revenues were $84,625,151.

The Bonds unaccreted discount and the current year accretion totaled $17,213,159 and $861,823, respectively, at June 30, 2019. The Bonds do not pay periodic interest. Interest on the Bonds will accrete in value at the rates between 5.85% and 6.12%. Repayment of the accreted principal commenced July 1, 2015. Final repayment will be July 1, 2036.

The annual debt service requirements to mature the Series 2006 Pension Obligation Bonds outstanding at June 30, 2019, were as follows:

Year Ending June 30,	Principal (1)	Interest	Total
2020	$ 2,240,000	$ 1,392,911	$ 3,632,911
2021	2,320,000	1,364,763	3,684,763
2022	2,405,000	1,333,684	3,738,684
2023	2,555,000	1,299,389	3,854,389
2024	2,650,000	1,261,572	3,911,572
2025-2029	13,840,000	5,691,696	19,531,696
2030-2034	15,975,000	4,267,776	20,242,776
2035-2037	7,960,000	478,924	8,438,924
Total	$ 49,945,000	$ 17,090,715	$ 67,035,715

(1) Includes unaccreted discount in the total amount of $16,684,358.

NOTE 7 - LONG TERM DEBT (Continued)

CEC Energy Conservation Loan (Direct Borrowing)

On May 31, 2012, the City obtained a State of California Energy Resources Conservation and Development Commission loan from the California Energy Commission (CEC), in the amount of $571,097, bearing an interest rate of 3.00% to convert all decorative lamp fixtures from High Pressure Sodium (HPS) to Light Emitted Diode (LED), including the installation of 621 LED lamps on 610 poles. The loan is repayable from general funds from savings in energy costs, and interest and principal payments are payable semiannually on June 22 and December 22, commencing December 22, 2013.

As of June 30, 2019, the outstanding principal balance on the loan was $212,194.

The annual debt service requirements to mature the loan outstanding at June 30, 2019 were as follows:

Year Ending June 30,	Principal	Interest	Total
2020	$ 68,626	$ 5,871	$ 74,497
2021	70,715	3,782	74,497
2022	72,853	1,645	74,498
Total	$ 212,194	$ 11,298	$ 223,492

Capital Leases for Governmental Activities (Direct Borrowings)

On November 5, 2015, the City entered into a five year lease agreement for a total principal cost of $225,000 with Holman Capital Corporation for one street sweeper. The interest rate on the capital lease is 2.75% and principal and interest payments are due semi-annually, commencing May 5, 2015, maturing on November 5, 2020. As of June 30, 2019, the outstanding principal balance of the lease was $70,754.

The annual debt service requirements to mature the lease outstanding at June 30, 2019, are as follows:

Year Ending June 30,	Principal	Interest	Total
2020	$ 46,847	$ 1,626	$ 48,473
2021	23,907	328	24,235
Total	$ 70,754	$ 1,954	$ 72,708

NOTE 7 - LONG TERM DEBT (Continued)

On April 2, 2018, the City entered into a five year interest free (0%), master tax-exempt lease agreement for a total principal cost of $606,044 with Key Government Finance, Inc. to finance the upgrade of the City's computer network equipment and internet protocol phone system. Principal payments are due annually, commencing May 3, 2018, and maturing on May 3, 2022. As of June 30, 2019, the outstanding principal balance of the lease was $363,626.

The annual debt service requirements to mature the lease outstanding at June 30, 2019 are as follows:

Year Ending June 30,	Principal	Total
2020	$ 121,209	$ 121,209
2021	121,209	121,209
2022	121,208	121,208
Total	$ 363,626	$ 363,626

On April 5, 2018, the City obtained a ten year, interest free (0%), no fee loan from Pacific Gas and Electric (PG&E) in the amount of $213,294, to partially fund the cost of replacing the City Hall Chiller with an energy-efficient system. The loan is repayable from general funds. Principal payments are paid monthly with on-bill PG&E payments, commencing May 2018. As of June 30, 2019, the outstanding principal balance on the loan was $188,411.

The annual debt service requirements to mature the lease outstanding at June 30, 2019, are as follows:

Year Ending June 30,	Principal	Total
2020	$ 21,329	$ 21,329
2021	21,329	21,329
2022	21,329	21,329
2023	21,329	21,329
2024	21,329	21,329
2025-2028	81,766	81,766
Total	$ 188,411	$ 188,411

NOTE 7 - LONG TERM DEBT (Continued)

On November 15, 2018, the City entered into a five year lease agreement for a total principal cost of $549,017 with Holman Capital Corporation to finance the purchase of three vehicles and a street sweeper for the Fleet Maintenance Department. The interest rate on the capital lease is 3.80% and principal and interest payments are due semi-annually, commencing May 15, 2019, and maturing on November 15, 2023. As of June 30, 2019, the outstanding principal balance of the lease was $498,647.

The annual debt service requirements to mature the lease outstanding at June 30, 2019, are as follows:

Year Ending June 30,	Principal	Interest	Total
2020	$ 103,629	$ 17,973	$ 121,602
2021	107,603	13,998	121,601
2022	111,731	9,870	121,601
2023	116,018	5,584	121,602
2024	59,666	1,135	60,801
Total	$ 498,647	$ 48,560	$ 547,207

On April 24, 2019, the City entered into a five year lease agreement for a total principal cost of $261,368 with Holman Capital Corporation for various equipment. The interest rate on the capital lease is 3.80% and principal and interest payments are due semi-annually, commencing October 24, 2019, maturing on April 24, 2019. As of June 30, 2019, the outstanding principal balance of the lease was $261,368.

The annual debt service requirements to mature the lease outstanding at June 30, 2019, are as follows:

Year Ending June 30,	Principal	Interest	Total
2020	$ 48,414	$ 9,476	$ 57,890
2021	50,271	7,619	57,890
2022	52,200	5,691	57,891
2023	54,202	3,688	57,890
2024	56,281	1,609	57,890
Total	$ 261,368	$ 28,083	$ 289,451

NOTE 7 - LONG TERM DEBT (Continued)

Business-Type Activities

The following is a summary of long-term debt transactions of the business-type activities for the year ended June 30, 2019:

Description	Original Issue Amount	Beginning Balance July 1, 2018	Retirements	Ending Balance June 30, 2019	Amounts Due Within One Year	Amounts Due in More Than One Year
2014 Waste Water Revenue Refunding Bonds (Bank of the West Private Placement)	$ 5,342,000	$ 2,350,000	$ 772,000	$ 1,578,000	$ 782,000	$ 796,000
2016 Water Revenue Refunding Bonds	30,850,000	28,650,000	1,315,000	27,335,000	1,360,000	25,975,000
2014 California Infrastructure and Economic Development Direct Bank Loan	11,387,398	10,703,258	244,240	10,459,018	252,812	10,206,206
		$ 41,703,258	$ 2,331,240	$ 39,372,018	$ 2,394,812	$ 36,977,206

2014 Waste Water Revenue Refunding Bonds (Bank of the West Private Placement)

The City of Pittsburg Financing Authority previously issued $11,950,000 of Wastewater Revenue Refunding Bonds, Series 2004 pursuant to a Trust Agreement, a Master Installment Sale Agreement and a First Supplemental Installment Sale Agreement; all dated March 1, 2004. The bonds bore interest rates from 2.00%-4.25%.

To refinance the 2004 Bonds, the Financing Authority, with the City, entered into an installment sale agreement to provide funds in an aggregate principal amount of $5,342,000. The financing was placed privately with Bank of the West. A portion of the proceeds of the Financing was deposited into an irrevocable escrow for full redemption of the 2004 Bonds. The installment sales payments bear an interest rate of 1.55% per annum with interest payments made semi-annually on June 1 and December 1 commencing December 1, 2014 through June 1, 2021. The installments are payable solely from Net Wastewater Revenues. Annual principal and interest payments are expected to require less than 15% percent of net revenues. The total principal and interest remaining to be paid is $1,608,682. For the current year, principal and interest paid were $805,434 and wastewater net revenues were $3,600,124.

NOTE 7 - LONG TERM DEBT (Continued)

The annual debt service requirements to mature the loan outstanding at June 30, 2019 were as follows:

Year Ending June 30,	Principal	Interest	Total
2020	$ 782,000	$ 21,429	$ 803,429
2021	796,000	9,254	805,254
Total	$ 1,578,000	$ 30,682	$ 1,608,682

2016 Water Revenue Refunding Bonds

On November 15, 2016, the City issued 2016A Water Revenue Refunding Bonds in the amount of $30,070,000 Series 2016A Tax Exempt and $780,000 Series 2016-Taxable Bonds for a combined total of $30,850,000. The proceeds from the Bonds were used to retire the 2008 Water Refunding Bond and to pay a Swap Termination Fee. The Tax-Exempt Bonds bear interest ranging from 2%-5% and the Taxable bonds bear interest of 0.87%. Interest on Tax-Exempt bonds is payable semi-annually each February 1st and August 1st. The Tax-Exempt bonds will mature on August 1, 2034.

The bond covenant contains events of default that require the revenue of the City to be applied by the Trustee as specified in the terms of the agreement if any of the following conditions occur: default on debt service payments; the failure of the City to observe or perform the conditions, covenants, or agreement terms of the debt; bankruptcy filing by the City; or if any court or competent jurisdiction shall assume custody or control of the City. The covenant also contains a subjective acceleration clause that allows the trustees or holders, who hold the majority of the aggregate principal amount of the notes, to accelerate payment of the entire principal amount outstanding and interest accrued to become immediately due if they determine that a material adverse change occurs.

The annual debt service requirements to mature the loan outstanding at June 30, 2019 were as follows:

Year Ending June 30,	Principal	Interest	Total
2020	$ 1,360,000	$ 1,154,650	$ 2,514,650
2021	1,405,000	1,099,350	2,504,350
2022	1,450,000	1,042,250	2,492,250
2023	1,500,000	975,750	2,475,750
2024	1,560,000	899,250	2,459,250
Thereafter	20,060,000	4,343,575	24,403,575
Total	$ 27,335,000	$ 9,514,825	$ 36,849,825

NOTE 7 - LONG TERM DEBT (Continued)

2014 California Infrastructure and Economic Development Bank Installment Sale Agreement (Direct Loan)

On November 17, 2014, the City of Pittsburg entered into an installment sale agreement (agreement) with the California Infrastructure and Economic Development Bank for financing the costs of modifications to the Pittsburg Water Treatment Plant and installation of approximately 9,100 feet of transmission line and other related costs. The principal amount provided under the agreement is $11,387,398 payable over a term of 30 years. Principal payments are made annually on August 1, commencing August 1, 2015 through August 1, 2044. The installment sales payments bear an interest rate of 3.51% per annum with interest payments made semi-annually on February 1 and August 1, commencing February 1, 2015 through August 1, 2044. The installments are payable from Water Charge Revenues. During fiscal year ended June 30, 2019, principal and interest paid was $647,748 and water charge revenues were $23,271,803.

The agreement contains events of default that require the revenue of the City to be applied by the Bank as specified in the terms of the agreement if any of the following conditions occur: default on debt service payments; the failure of the City to observe or perform the conditions, covenants, or agreement terms of the loan; bankruptcy filing by the City; or if any court or competent jurisdiction shall assume custody or control of the City. The covenant also contains a subjective acceleration clause that allows the Bank to accelerate payment of the entire principal amount outstanding and interest accrued to become immediately due if they determine that a material adverse change occurs.

The annual debt service requirements to mature the outstanding balance at June 30, 2019, were as follows:

Year Ending June 30,	Principal	Interest	Annual Fee
2020	$ 252,812	$ 362,675	$ 31,377
2021	261,686	353,645	30,619
2022	270,871	344,299	29,834
2023	280,379	334,624	29,021
2024	290,220	324,610	28,180
2025-2029	1,611,244	1,460,101	127,210
2030-2034	1,914,577	1,151,441	101,287
2035-2039	2,275,015	784,678	70,478
2040-2043	2,703,310	348,866	33,872
2044-2045	598,904	10,511	1,798
Total	$ 10,459,018	$ 5,475,450	$ 483,676

NOTE 8 - SPECIAL ASSESSMENT DISTRICT DEBT WITHOUT CITY COMMITMENT

The City has sponsored special assessment debt issues under which it has no legal or moral liability with respect to repayment of the debt and therefore does not include this debt in the City's Governmental Activities. The activity for those issues for the year ended June 30, 2019, was as follows:

	Balance June 30, 2018	Retirements	Balance June 30, 2019
2001-03 Century Plaza A.D. Bonds	$ 3,070,000	$ 135,000	$ 2,935,000
2011 Pittsburg IFA Bonds	11,655,000	1,165,000	10,490,000
2015 Vista Del Mar A.D. Refunding Bonds	9,000,000	365,000	8,635,000
Total	$ 23,725,000	$ 1,665,000	$ 22,060,000

2001-03 Century Plaza Assessment District Bonds – The Century Plaza Bonds bear interest rates between 2.40% and 5.88% with interest payments made semi-annually on March 2 and September 2. The Century Plaza Bonds are to be paid from annual assessment installments. Proceeds from the Century Plaza Bonds were used to finance the construction and acquisition of certain public improvements within the City's Assessment District No. 2001-03. The outstanding balance at June 30, 2019 amounted to $2,935,000.

2011 Pittsburg Infrastructure Financing Authority Bonds - In August 2011, the City refinanced the 1998 Marina Walk Assessment District Bonds, 1998 Pittsburg Infrastructure Financing Authority Bonds, 2001-01 San Marco Assessment District Bonds and 2001-02 Oak Hills South Assessment District Bonds. These Districts were consolidated into one Reassessment District No. 2011-1. The true interest cost of the refunded bonds is 4.5%. The outstanding balance at June 30, 2019 amounted to $10,490,000.

2015 Vista Del Mar Assessment District Special Tax Refunding Bonds – In June 2015, the City refunded and defeased the 2005 Vista Del Mar Assessment District Bonds. The 2015 Vista Del Mar Bonds bear interest rates between 2.00% and 5.00% with interest payments made semi-annually on March 1 and September 1. The Vista Del Mar Bonds are to be paid from special taxes which are levied by the City on taxable real property within the boundaries of the District. The outstanding balance at June 30, 2019 amounted to $8,635,000.

NOTE 9 - NET POSITION AND FUND BALANCES

Net Position is measured on the full accrual basis while Fund Balance is measured on the modified accrual basis.

A. Net Position

Net Position is the excess of all the City's assets and deferred outflows of resources over all its liabilities and deferred inflows of resources, regardless of fund. Net Position is divided into three captions. These captions apply only to Net Position, which is determined only at the Government-wide level, and are described below:

In the Government-Wide Financial Statements, net positions are classified in the following categories.

Net Investment in Capital Assets, describes the portion of Net Position which is represented by the current net book value of the City's capital assets, less the outstanding balance of any debt issued to finance these assets.

Restricted describes the portion of Net Position which is restricted as to use by the terms and conditions of agreements with outside parties, governmental regulations, laws, or other restrictions which the City cannot unilaterally alter. These principally include developer fees received for use on capital projects, debt service requirements, and redevelopment funds restricted to low and moderate income purposes.

Unrestricted describes the portion of Net Position which is not restricted to use.

B. Fund Balances

Governmental fund balances represent the net current assets of each fund. Net current assets generally represent a fund's cash and receivables, less its liabilities.

The City's fund balances are classified in accordance with Governmental Accounting Standards Board Statement Number 54 (GASB 54), *Fund Balance Reporting and Governmental Fund Type Definitions,* which requires the City to classify its fund balances based on spending constraints imposed on the use of resources. For programs with multiple funding sources, the City prioritizes and expends funds in the following order: Restricted, Committed, Assigned, and Unassigned. Each category in the following hierarchy is ranked according to the degree of spending constraint:

Nonspendables represents balances set aside to indicate items do not represent available, spendable resources even though they are a component of assets. Fund balances required to be maintained intact, such as Permanent Funds, and assets not expected to be converted to cash, such as prepaids, notes receivable, and land held for redevelopment are included. However, if proceeds realized from the sale or collection of nonspendable assets are restricted, committed or assigned, then Nonspendable amounts are required to be presented as a component of the applicable category.

NOTE 9 - NET POSITION AND FUND BALANCES (Continued)

Restricted fund balances have external restrictions imposed by creditors, grantors, contributors, laws, regulations, or enabling legislation which requires the resources to be used only for a specific purpose.

Committed fund balances have constraints imposed by formal action of the City Council through City Resolution, which may be altered only by formal action (Resolution) of the City Council. Encumbrances and nonspendable amounts subject to council commitments are included along with spendable resources.

Assigned fund balances are amounts constrained by the City's intent to be used for a specific purpose, but are neither restricted nor committed. Intent is expressed through City Resolution, Ordinance, or through language in the adopted budget, by the City Council or its designee (City Manager for items from $75,000 to $150,000 and Senior Executive Team members for items below $75,000) and may be changed at the discretion of the City Council or its designee.

Unassigned fund balance represents residual amounts that have not been restricted, committed, or assigned. This includes the residual general fund balance and residual fund deficits, if any, of other governmental funds.

To comply with GASB 54 requirements, the Budget Stabilization, Economic Development and California Theatre activities are consolidated within the General Fund. The following table provides details of the General Fund's fund balance at June 30, 2019:

Fund/Activity	Nonspendable	Assigned	Unassigned	Total
General	$ 2,030,826	$ 497,228	$ 19,207,634	$ 21,735,688
Budget stabilization	-	-	2,445,285	2,445,285
Economic development	570	304,923	-	305,493
Total	$ 2,031,396	$ 802,151	$ 21,652,919	$ 24,486,466

Budget Stabilization Arrangement

City Council adopted a Resolution establishing a Budget Stabilization Fund for the City's General Fund and requires the City to deposit year-end surpluses into it. The funds can only be used to help balance future budgets. As of June 30, 2019, the Budget Stabilization, which is reported within the unassigned fund balance of the General Fund, had a balance of $2,445,285.

NOTE 9 - NET POSITION AND FUND BALANCES (Continued)

Detailed classifications of the City's Fund Balances, as of June 30, 2019, are listed below:

Fund Balance Classifications	General Fund	Special Revenue: Housing Authority Section 8	Special Revenue: Successor Agency Housing	Other Governmental Funds	Total
Nonspendables:					
Items not in spendable form:					
Prepaid Items & Other Assets	$ 47,906	$ 14,261	$ -	$ 22,624	$ 84,791
Loans and Notes Receivable	1,921,984	-	-	-	1,921,984
Inventory	61,506	1,374	-	308,283	371,163
Total Nonspendable Fund Balances	2,031,396	15,635	-	330,907	2,377,938
Restricted for:					
Special Revenue	-	-	-	6,627,369	6,627,369
Debt Service	-	-	-	3,036,559	3,036,559
Low Income Housing	-	494,593	3,274,416	722,482	4,491,491
Capital Projects	-	-	-	9,507,286	9,507,286
Total Restricted Fund Balances	-	494,593	3,274,416	19,893,696	23,662,705
Committed to:					
Capital Improvement	-	-	-	784,620	784,620
Field Replacement	-	-	-	663,776	663,776
Public Education	-	-	-	713,577	713,577
Total Committed Fund Balances	-	-	-	2,161,973	2,161,973
Assigned to:					
Reserved for Operations, Carryover Budget	392,009	-	-	-	392,009
Reserved for Police Buys	1,220	-	-	-	1,220
Reserved for Leisure Service	6,656	-	-	-	6,656
Reserved for Inventory	62,624	-	-	-	62,624
Payroll Imprest Fund Balance	34,719	-	-	-	34,719
For Economic Development	304,923	-	-	-	304,923
Public Safety	-	-	-	3,586	3,586
Total Assigned Fund Balances	802,151	-	-	3,586	805,737
Unassigned:					
General fund	19,207,634	-	-	(3,755,741)	15,451,893
Stabilization Arrangements	2,445,285	-	-	-	2,445,285
Other governmental funds	-	-	-	-	-
Total Unassigned Fund Balances	21,652,919	-	-	(3,755,741)	17,897,178
Total Fund Balances	$ 24,486,466	$ 510,228	$ 3,274,416	$ 18,634,421	$ 46,905,531

NOTE 9 - NET POSITION AND FUND BALANCES (Continued)

C. Deficit Fund Balance/Net Position

At June 30, 2019, the following funds had deficit fund balances:

Fund	Amount	
Special Revenue Funds:		
Railroad Avenue Specific Area Plan	$ 3,381,708	(a)
Golf Course	374,032	(b)

(a) The deficit will be reduced with future years' assessment revenues.
(b) The deficit is caused by the recategorization of the Golf Course from an Enterprise Fund to a Special Revenue fund, as capital assets are no longer recorded within the fund, and will be reduced with future revenues.

D. Restricted Net Position for Special Projects and Programs

At June 30, 2019, the City has the following restricted net position for special projects and programs approved by Resolution 19-13698:

Measure C Fund	$	4,864,616
Gas Tax Fund		1,448,688
RMRA Gas Tax Fund		315,809
Grant Fund		1,157,526
NPDES Fund		23,761
Local Traffic Mitigation Fund		4,396,774
Park Dedication Fund		524,772
City Capital Improvement Project Fund		1,467,167
Kirker Creek Drainage Fund		5,009
Community Capital Improvement Fund		279,962
Regional Traffic Mitigation Fund		19,031
Capital Projects Fund		341,881
	$	14,844,996

NOTE 10 - RISK MANAGEMENT

A. General Liability Insurance

The City is self-insured for the first $25,000 of each loss and maintains excess liability insurance through Municipal Pooling Authority (MPA). The City is not insured for liability occurrences over $29,000,000 per occurrence.

B. Workers' Compensation

The City maintains statutory excess workers' compensation insurance through MPA, and is insured for an individual accident resulting in claims up to statutory limits. The City is not self-insured for any initial portion of a claim but is self-insured for claims exceeding statutory limits.

C. Estimated Reserves for Claims

Municipalities are required to record their liability for uninsured claims and to reflect the current portion of this liability as expenditure in their financial statements. As discussed below, the City has coverage for such claims, but it has retained the risk for the deductible or uninsured portion, of these claims.

The City reports all claims as a current liability based on historical results. The City's liability for uninsured claims, based on claims history, was computed as follows and is recorded in the Insurance Internal Service Fund:

For the Years Ended June 30,	Claims Payable at July 1	Fiscal Year Claims and Changes in Estimates	Claims Payments	Claims Payable at June 30
2010	$ 208,770	$ (95,076)	$ (29,519)	$ 84,175
2011	84,175	69,494	-	153,669
2012	153,669	(27,629)	(8,327)	117,713
2013	117,713	47,199	(36,027)	128,885
2014	128,885	88,503	(22,323)	195,065
2015	195,065	202,195	(148,208)	249,052
2016	249,052	90,846	(189,401)	150,497
2017	150,497	506,110	(399,353)	257,254
2018	257,254	(65,124)	(64,612)	127,518
2019	127,518	115,612	(168,608)	74,522

NOTE 10 - RISK MANAGEMENT (Continued)

D. Purchased Insurance

MPA provides additional coverage for the following risks incurred by the City:

Coverage Type	Deductible	Coverage Limits
All Risk Fire and Property	$ 25,000	$ 1,000,000,000
All Vehicles (Physical Damage)	2,000	250,000
Boiler and Machinery	5,000	100,000,000
Cyber Liability	50,000	2,000,000
Employment Liability	50,000	2,000,000
Flood	100,000	25,000,000
Government Crime Coverage	2,500	1,000,000
Liability	25,000	29,000,000
Police Vehicles (Physical Damage)	3,000	250,000
Public Entity Pollution Liability	100,000	1,000,000
Workers' Compensation	None	Statutory Limits

MPA is governed by a Board consisting of representatives from member municipalities.

The Board controls the operations of MPA, including selection of management and approval of operating budgets, independent of any influence by member municipalities beyond their representation on the Board.

The City's deposits with MPA are in accordance with formulas established by MPA. Actual surpluses or losses are shared according to a formula developed from overall loss costs and spread to member entities on a percentage basis after a retrospective rating.

NOTE 10 - RISK MANAGEMENT (Continued)

Audited financial statements can be obtained from Municipal Pooling Authority at 1911 San Miguel Drive #200, Walnut Creek, CA 94596-5332.

E. Adequacy of Protection

During the past three fiscal (claims) years none of the above programs of protection have had settlements or judgments that exceeded pooled or insured coverage. There have been no significant reductions in pooled or insured liability coverage from coverage in the prior year.

NOTE 11 - DEFINED BENEFIT PENSION PLANS

A. Plan Descriptions and Summary of Balances by Plan

The City has two defined benefit pension plans, a Miscellaneous Plan and a Safety Plan. The Miscellaneous Plan is an Agent-Multiple Employer Plan and the Safety Plan is a Cost-Sharing Employer Plan administered by the California Public Employees' Retirement System (CalPERS). Benefit provisions under the Plans are established by State statute and City Ordinance.

All qualified permanent and probationary employees are eligible to participate in the separate Safety Plan, cost-sharing multiple employer defined benefit pension plan and Miscellaneous (all other) Plan, an agent multiple-employer defined benefit pension plan, administered by the California Public Employees' Retirement System (CalPERS), which acts as a common investment and administrative agent for its participating member employers. CalPERS issues publicly available reports that include a full description of the pension plans regarding benefit provisions, assumptions and membership information that can be found on the CalPERS website.

For purposes of measuring the net pension liability and deferred outflows/inflows of resources related to pensions, and pension expense, information about the fiduciary net position have been determined on the same basis as they are reported by the CalPERS Financial Office. For this purpose, benefit payments (including refunds of employee contributions) are recognized when currently due and payable in accordance with the benefit terms. Investments are reported at fair value.

NOTE 11 - DEFINED BENEFIT PENSION PLANS

Below is a summary of the deferred outflows of resources, net pension liabilities and deferred inflows of resources by Plan:

Plan	Deferred Outflows of Resources	Net Pension Liability/ Proportionate Share of Net Pension Liability	Deferred Inflows of Resources	Pension Expense
CalPERS Plans:				
Miscellaneous	$ 6,371,477	$ 22,685,794	$ 2,987,922	$ 3,178,565
Safety	7,704,454	25,389,095	1,257,026	3,655,109
CCCERA Closed Plan	-	6,196,527	-	317,538
Total	$ 14,075,931	$ 54,271,416	$ 4,244,948	$ 7,151,212

Each Plan is discussed in detail below.

B. CalPERS Miscellaneous Plan

Benefits Provided – CalPERS provides service retirement and disability benefits, annual cost of living adjustments and death benefits to plan members, who must be public employees and beneficiaries. Benefits are based on years of credited service, equal to one year of full time employment. Members with five years of total service are eligible to retire at age 50 with statutorily reduced benefits. All members are eligible for non-duty disability benefits after 10 years of service. The death benefit is one of the following: the Basic Death Benefit, the 1957 Survivor Benefit, or the Optional Settlement 2W Death Benefit. The cost of living adjustments for each plan are applied as specified by the Public Employees' Retirement Law. The Pension Reform Act of 2013 (PEPRA), Assembly Bill 340, is applicable to employees new to CalPERS and hired after December 31, 2012.

The Plans' provisions and benefits in effect at June 30, 2019, are summarized as follows:

	Miscellaneous		
Hire date	Prior to July 10, 2011	On or after July 10, 2011	On or after January 1, 2013
Benefit formula	2.0% @ 55	2.0% @ 60	2.0% @ 62
Benefit vesting schedule	5 years service	5 years service	5 years service
Benefit payments	monthly for life	monthly for life	monthly for life
Retirement age	50	62	62
Monthly benefits, as a % of eligible compensation	1.426% to 2.418%	1.092% to 2.418%	1.000% to 2.500%
Required employee contribution rates	7%	7%	6.25%
Required employer contribution rates	15.505%	15.505%	15.505%

NOTE 11 - DEFINED BENEFIT PENSION PLAN (Continued)

Employees Covered – As of the June 30, 2017 actuarial valuation date, the following employees were covered by the benefit terms for the Plan:

	Miscellaneous
Inactive employees or beneficiaries currently receiving benefits	127
Inactive employees entitled to but not yet receiving benefits	164
Active employees	181
Total	472

As of June 30, 2019, the City had 198 active employees in the Miscellaneous Plan.

Contributions – Section 20814(c) of the California Public Employees' Retirement Law requires that the employer contribution rates for all public employers be determined on an annual basis by the actuary and shall be effective on the July 1 following notice of a change in the rate. Funding contributions for both Plans are determined annually on an actuarial basis as of June 30 by CalPERS. The actuarially determined rate is the estimated amount necessary to finance the costs of benefits earned by employees during the year, with an additional amount to finance any unfunded accrued liability. The City is required to contribute the difference between the actuarially determined rate and the contribution rate of employees.

Net Pension Liability - The City's net pension liability for the Miscellaneous Plan is measured as the total pension liability, less the pension plan's fiduciary net position. The net pension liability of the Plan is measured as of June 30, 2018, using an annual actuarial valuation as of June 30, 2017 rolled forward to June 30, 2018 using standard update procedures. A summary of principal assumptions and methods used to determine the net pension liability is shown below.

NOTE 11 - DEFINED BENEFIT PENSION PLAN (Continued)

Changes in Net Pension Liability - The changes in the Net Pension Liability for the Miscellaneous Plan follows:

	Increase (Decrease)		
	Total Pension Liability	Plan Fiduciary Net Position	Net Pension Liability/(Asset)
Balance at June 30, 2017	$ 92,305,941	$ 67,928,618	$ 24,377,323
Changes in the year:			
Service cost	2,232,196	-	2,232,196
Interest on the total pension liability	6,453,806	-	6,453,806
Differences between actual and expected experience	1,226,287	-	1,226,287
Changes in assumptions	(2,707,757)	-	(2,707,757)
Changes in benefit terms	-	-	-
Contribution - employer	-	2,157,639	(2,157,639)
Contribution - employee (paid by employer)	-	-	-
Contribution - employee	-	1,304,579	(1,304,579)
Net investment income	-	5,770,585	(5,770,585)
Administrative expenses	-	(105,852)	105,852
Benefit payments, including refunds of employee contributions	(3,355,097)	(3,355,097)	-
Other Miscellaneous Income/(Expense)	-	(201,014)	201,014
Net Plan to Plan Resource Movement	-	(29,876)	29,876
Net changes	3,849,435	5,540,964	(1,691,529)
Balance at June 30, 2018	$ 96,155,376	$ 73,469,582	$ 22,685,794

Sensitivity of the Net Pension Liability to Changes in the Discount Rate – The following presents the net pension liability of the City for the Plan, calculated using the discount rate for the Plan, as well as what the City's net pension liability would be if it were calculated using a discount rate that is 1-percentage point lower or 1-percentage point higher than the current rate:

	Miscellaneous
1% Decrease	6.15%
Net Pension Liability	$ 36,836,916
Current Discount Rate	7.15%
Net Pension Liability	$ 22,685,794
1% Increase	8.15%
Net Pension Liability	$ 11,080,228

Pension Expenses and Deferred Outflows/Inflows of Resources Related to Pensions - Gains and losses related to changes in total pension liability and fiduciary net position are recognized in pension expense systematically over time.

NOTE 11 - DEFINED BENEFIT PENSION PLAN (Continued)

The first amortized amounts are recognized in pension expense for the year the gain or loss occurs. The remaining amounts are categorized as deferred outflows and deferred inflows of resources related to pensions and are to be recognized in future pension expense.

The amortization period differs depending on the source of the gain or loss:

Difference between projected and actual earnings on investments – 5 year straight-line amortization

All other amounts – Straight-line amortization over the average expected remaining services lives of all members that are provided with benefits (active, inactive, and retired) as of the beginning of the measurement period

The expected average remaining service lifetime (EARSL) is calculated by dividing the total future service years by the total number of plan participants (active, inactive, and retired). Note that inactive employees and retirees have remaining service lifetimes equal to 0. Also note that total future service is based on the members' probability of decrementing due to an event other than receiving a cash refund.

For the year ended June 30, 2019, the City recognized pension expense of $3,178,565. At June 30, 2019, the City reported deferred outflows of resources and deferred inflows of resources related to pensions from the following sources:

	Deferred Outflows of Resources	Deferred Inflows of Resources
Pension contributions subsequent to measurement date	$ 2,333,907	$ -
Differences between actual and expected experience	1,088,015	(940,594)
Changes in assumptions	2,751,035	(2,047,328)
Net differences between projected and actual earnings on plan investments	198,520	-
Total	$ 6,371,477	$ (2,987,922)

$2,333,907 reported as deferred outflows of resources related to contributions subsequent to the measurement date will be recognized as a reduction of the net pension liability in the year ended June 30, 2020. Other amounts reported as deferred outflows of resources and deferred inflows of resources related to pensions will be recognized as pension expense as follows:

Year Ended June 30	Annual Amortization
2020	$ 1,605,437
2021	699,024
2022	(1,032,451)
2023	(222,362)
Total	$ 1,049,648

Actuarial assumptions and information regarding the discount rate are discussed in Note 11D below.

NOTE 11 - DEFINED BENEFIT PENSION PLAN (Continued)

C. CalPERS Safety Plan

Benefits Provided – CalPERS provides service retirement and disability benefits, annual cost of living adjustments and death benefits to plan members, who must be public employees and beneficiaries. Benefits are based on years of credited service, equal to one year of full time employment. Members with five years of total service are eligible to retire at age 50 with statutorily reduced benefits. All members are eligible for non-duty disability benefits after 10 years of service. The death benefit is one of the following: the Basic Death Benefit, the 1957 Survivor Benefit, or the Optional Settlement 2W Death Benefit. The cost of living adjustments for each plan are applied as specified by the Public Employees' Retirement Law.

The Plans' provisions and benefits in effect at June 30, 2019, are summarized as follows:

	Safety		
Hire date	Prior to July 10, 2011	On or after July 10, 2011	On or after January 1, 2013
Benefit formula	3.0% @ 50	3.0% @ 55	2.7% @ 57
Benefit vesting schedule	5 years service	5 years service	5 years service
Benefit payments	monthly for life	monthly for life	monthly for life
Retirement age	50	50	50
Monthly benefits, as a % of eligible compensation	3.000%	2.400 % to 3.000%	2.000 % to 2.700%
Required employee contribution rates	9%	9%	12%
Required employer contribution rates	22.741%	17.614%	12.141%

Contributions – Section 20814(c) of the California Public Employees' Retirement Law requires that the employer contribution rates for all public employers are determined on an annual basis by the actuary and shall be effective on the July 1 following notice of a change in the rate. Funding contributions for both Plans are determined annually on an actuarial basis as of June 30 by CalPERS. The actuarially determined rate is the estimated amount necessary to finance the costs of benefits earned by employees during the year, with an additional amount to finance any unfunded accrued liability. The City is required to contribute the difference between the actuarially determined rate and the contribution rate of employees.

For the year ended June 30, 2019, the contributions recognized as part of pension expense for each Plan were as follows:

	Safety
Contributions - employer	$ 2,771,970

NOTE 11 - DEFINED BENEFIT PENSION PLAN (Continued)

Pension Liabilities, Pension Expenses and Deferred Outflows/Inflows of Resources Related to Pensions - As of June 30, 2019, the City reported net pension liabilities for its proportionate shares of the net pension liability of the Plan as follows:

	Proportionate Share of Net Pension Liability
Total Safety Net Pension Liability	$ 25,389,095

The City's net pension liability for each Plan is measured as the proportionate share of the net pension liability. The net pension liability of each of the Plans is measured as of June 30, 2018, and the total pension liability for each Plan used to calculate the net pension liability was determined by an actuarial valuation as of June 30, 2017 rolled forward to June 30, 2018 using standard update procedures. The City's proportion of the net pension liability was based on a projection of the City's long-term share of contributions to the pension plans relative to the projected contributions of all participating employers, actuarially determined. The City's proportionate share of the net pension liability for the Plan as of June 30, 2018 and 2019 was as follows:

	Safety
	All Tiers
Proportion - June 30, 2018	0.48116%
Proportion - June 30, 2019	0.49472%
Change - Increase (Decrease)	0.01356%

NOTE 11 - DEFINED BENEFIT PENSION PLAN (Continued)

For the year ended June 30, 2019, the City recognized pension expense of $3,655,109. At June 30, 2019, the City reported deferred outflows of resources and deferred inflows of resources related to pensions from the following sources:

	Safety	
	Deferred Outflows of Resources	Deferred Inflows of Resources
Pension contributions subsequent to measurement date	$ 2,771,970	$ -
Differences between actual and expected experience	545,526	(2,069)
Changes in assumptions	2,491,113	(336,096)
Change in employer's proportion and differences between the employer's contributions and the employer's proportionate share of contributions	106,198	(518,592)
Change in proportion	1,617,751	(400,269)
Net differences between projected and actual earnings on plan investments	171,896	-
Total	$ 7,704,454	$ (1,257,026)

$2,771,970 reported as deferred outflows of resources related to contributions subsequent to the measurement date will be recognized as a reduction of the net pension liability in the year ended June 30, 2020. Other amounts reported as deferred outflows of resources and deferred inflows of resources related to pensions will be recognized as pension expense as follows:

Year Ended June 30	Annual Amortization
2020	$ 2,539,989
2021	1,843,180
2022	(531,854)
2023	(175,857)
Total	$ 3,675,458

NOTE 11 - DEFINED BENEFIT PENSION PLAN (Continued)

Sensitivity of the Proportionate Share of the Net Pension Liability to Changes in the Discount Rate – The following presents the City's proportionate share of the net pension liability for each Plan, calculated using the discount rate for each Plan, as well as what the City's proportionate share of the net pension liability would be if it were calculated using a discount rate that is 1-percentage point lower or 1-percentage point higher than the current rate:

	Total
1% Decrease	6.15%
Net Pension Liability	$ 39,928,151
Current Discount Rate	7.15%
Net Pension Liability	$ 25,389,095
1% Increase	8.15%
Net Pension Liability	$ 13,476,943

Actuarial assumptions and information regarding the discount rate are discussed in Note 11D below.

NOTE 11 - DEFINED BENEFIT PENSION PLAN (Continued)

D. Information Common to the Miscellaneous and Safety Plans

Actuarial Assumptions – The total pension liabilities in the June 30, 2017 actuarial valuations were determined using the following actuarial assumptions:

	Miscellaneous and Safety (1)
Valuation Date	June 30, 2017
Measurement Date	June 30, 2018
Actuarial Cost Method	Entry-Age Normal Cost Method
Amortization Method	Level Percent of Payroll
Actuarial Assumptions:	
Discount Rate	7.15% (Miscellaneous and Safety)
Inflation	2.50%
Payroll Growth	3.0%
Projected Salary Increase	3.2% - 20% (2)
Investment Rate of Return	7.15% (3)
Mortality	Derived using CalPERS Membership Data for all Funds (4)

(1) Actuarial assumptions are the same for all benefit tiers (Tier I-Classic, Tier II, and Tier III-PEPRA)
(2) Depending on age, service and type of employment
(3) Net of pension plan investment expenses, includes inflation
(4) The mortality table used was developed based on CalPERS' specific data. The table includes 15 years of mortality improvements using Society of Actuaries Scale 90% of Scale MP 2016. For more details on this table, please refer to the CalPERS December 2017 experience study report available on CalPERS' website.

Change of Assumptions – For the measurement date of June 30, 2018, the inflation rate reduced from 2.75% to 2.50%.

Discount Rate – The discount rate used to measure the total pension liability was 7.15% for the Miscellaneous and Safety Plans. The projection of cash flows used to determine the discount rate for each Plan assumed contributions from all plan members in the Public Employees Retirement Fund (PERF) will be made at the current member contribution rates and that contributions from employers will be made at statutorily required rates, actuarially determined. Based on those assumptions, each Plan's fiduciary net position was projected to be available to make all projected future benefit payments of current plan members for all plans in the PERF. Therefore, the long-term expected rate of return on plan investments was applied to all periods of projected benefit payments to determine the total pension liability for each Plan.

NOTE 11 - DEFINED BENEFIT PENSION PLAN (Continued)

The long-term expected rate of return on pension plan investments was determined using a building-block method in which best-estimate ranges of expected future real rates of return (expected returns, net of pension plan investment expense and inflation) are developed for each major asset class.

In determining the long-term expected rate of return, CalPERS took into account both short-term and long-term market return expectations as well as the expected pension fund (PERF) cash flows. Such cash flows were developed assuming that both members and employers will make their required contributions on time and as scheduled in all future years. Using historical returns of all the funds' asset classes, expected compound (geometric) returns were calculated over the short-term (first 10 years) and the long-term (11+) using a building-block approach. Using the expected nominal returns for both short-term and long-term, the present value of benefits was calculated for each fund. The expected rate of return was set by calculating the single equivalent expected return that arrived at the same present value of benefits for cash flows as the one calculated using both short-term and long-term returns. The expected rate of return was then set equivalent to the single equivalent rate calculated above and adjusted to account for assumed administrative expenses.

The table below reflects the long-term expected real rate of return by asset class. The rate of return was calculated using the capital market assumptions applied to determine the discount rate and asset allocation. The target allocation shown was adopted by the Board effective on July 1, 2017.

Asset Class (a)	New Strategic Allocation	Real Return Years 1 - 10(b)	Real Return Years 11+(c)
Global Equity	50.0%	4.80%	5.98%
Fixed Income	28.0%	1.00%	2.62%
Inflation Assets	0.0%	0.77%	1.81%
Private Equity	8.0%	6.30%	7.23%
Real Assets	13.0%	3.75%	4.93%
Liquidity	1.0%	0.00%	-0.92%
Total	100.0%		

(a) In the CalPERS CAFR, Fixed Income is included in Global Debt Securities; Liquidity is included in Short-term Investments; Inflation Assets are included in both Global Equity Securities and Global Debt Securities.

(b) An expected inflation of 2.0% used for this period.

(c) An expected inflation of 2.92% used for this period.

Pension Plan Fiduciary Net Position – Detailed information about each pension plan's fiduciary net position is available in the separately issued CalPERS financial reports.

NOTE 11 - DEFINED BENEFIT PENSION PLAN (Continued)

E. Contra Costa County Employees' Retirement Association

Between July 1, 1973 and June 30, 2001, the City provided retirement benefits to its employee groups by contracting with the Contra Costa County Employees' Retirement Association (CCCERA). The City of Pittsburg converted to the CalPERS retirement system effective July 1, 2001 and entered into a Termination Withdrawal Agreement with CCCERA that resulted in the following consequences: CCCERA retained the obligation to provide future benefits to the City's past retirees and vested members that had left the City's employment prior to July 1, 2001.

The City would provide CalPERS retirement benefits for its then current and future employees. The Termination Withdrawal Agreement stated that as of June 30, 2001, the City accrued liability and allocated assets was determined at $31,483,218. The Termination Withdrawal Agreement also stated that due to market fluctuation and the uncertainty with other actuarial assumptions, the unfunded accrued liability will be recomputed every three years as CCCERA's triennial experience studies are completed. In addition, CCCERA is required to annually submit to the City a cash accounting update of the City of Pittsburg Bookkeeping Asset Account. If the ratio of the balance of the City's Bookkeeping Asset Account to its triennial updated termination unfunded liability is below 95% or exceeds 105%, the resulting obligation (if not paid in full) or surplus, will be amortized as a level amount over 15 years at a 7.75% annual interest rate.

In January 2006, the City received correspondence from CCCERA indicating that the City had an updated unfunded liability of $11,902,898 that had been re-determined as of December 31, 2003. In June 2006, the City issued Pension Obligation bonds for a total amount of $39,566,055; upon completion of this transaction the City utilized these bond proceeds to prepay the unfunded liability owed to CCCERA which amounted to $12,700,000 as of June 30, 2006. The balance of bond funds in the amount of $25,977,758 was used to prepay the City's unfunded accrued liability for both the miscellaneous and safety plans to the Public Employees Retirement System (PERS).

Almost a year later the City received a letter from CCCERA dated August 23, 2007, providing the December 31, 2006 withdrawal liability update. In summary, the update reported the funding ratio of the present value of benefits ($47.9 million) to allocated market assets ($45.4 million) as 94.8%. The August 23, 2007 letter stated that since this ratio is below 95% this triggers a lump sum payment as of December 31, 2006 for $2,505,433 plus interest at the rate of 7.8% to date of payment or an annual payment of $289,144 to be amortized over 15 years starting with the first payment due on December 31, 2007.

In December of 2010, CCCERA sent a letter to the City regarding the triennial update of the City of Pittsburg's withdrawal liability as of December 31, 2009. The City of Pittsburg's unfunded termination liability of $15,877,533 was calculated by The Segal Company, which would result in an annual payment of $1,826,746 or approximately $1.5 million more than CCCERA's previous 2006 calculated annual payment of $289,144. In response to CCCERA's December 2010 calculated triennial update of the City's withdrawal liability, the City worked with CCCERA to amend the City's Termination Agreement to (1) allow the calculation be prepared on an Actuarial rather than Market value of assets basis, and (2) create an 18-month lag between the valuation date and the date the contribution is due which lowered the December 31, 2009 unfunded obligation from $15.9 million to $9.9 million.

NOTE 11 - DEFINED BENEFIT PENSION PLAN (Continued)

In addition, the City borrowed $3.8 million from the City's Water Fund balance at the LAIF annual interest rate to repay a portion of the City's CCCERA unfunded liability and used $1,980,096 of various fund balances to help reduce the City's CCCERA unfunded liability. Thus, through FY 2013-14, the City reduced its CCCERA unfunded liability by $5,780,096 leaving $4.1 million to be repaid over 15 years at the 7.75% annual interest rate.

In December of 2013, CCCERA sent a triennial update of the City Of Pittsburg's pension liability with CCCERA. The liability increased to $11,312,353 resulting in 14 annual payments of $1,306,656 at an interest rate of 7.25% per annum.

In December of 2015, CCCERA sent a triennial update of the City Of Pittsburg's pension liability with CCCERA. The liability decreased to $6,810,830 resulting in 15 annual payments of $773,523 at an interest rate of 7% per annum.

During fiscal year 2018-2019, the City made a payment of $317,538 resulting in a reduced liability of $6,196,527.

NOTE 12 - OTHER POST-EMPLOYMENT BENEFITS

Plan Description. The City of Pittsburg Retiree Healthcare Plan (Plan) is a single-employer defined benefit healthcare plan administered by the City. The plan provides healthcare benefits to eligible retirees and their dependents. Benefit provisions are established and may be amended through agreements and memorandums of understanding between the City, its management employees, and unions representing City employees.

The City allows eligible retirees to continue in the City medical plans, currently Kaiser and Health Net. The City contributes up to a percentage of the single or dual Kaiser Retiree premium based on years of City service. No dental, vision, or life insurance benefits are provided.

On December 24, 2013, the City established an agreement with the California Public Employees' Retirement System (CalPERS) to set aside funds and deposit into the California Employer's Retiree Benefit Trust (CERBT) fund to accumulate, and distribute assets for the exclusive benefit of retirees and their beneficiaries. Plan assets are irrevocable and may not be used for any purpose other than funding post-retirement health care. The CERBT fund is an agent multiple employer plan and in order to ensure that the CERBT fund remains compliant with all reporting requirements, the CalPERS is responsible for publishing aggregate GASB 43 compliance Financial Statements, Notes, and Required Supplementary Information (RSI). The information may be found on CalPERS website at www.calpers.ca.gov.

NOTE 12 - OTHER POST-EMPLOYMENT BENEFITS (Continued)

Funding Policy. There is no statutory requirement for the City to prefund its OPEB obligation. The City has currently chosen to prefund OPEB. There are no employee contributions.

For fiscal year 2018-2019, the City contributed $2,201,943 in healthcare plan benefits, including $1,462,943 in premium payments for retirees, $239,000 for implied subsidies and $500,000 for contributions to the CERBT fund.

For fiscal year 2018-2019, the City received no reimbursements from the CERBT fund for premium payments for retirees.

The City allows retirees to participate in the same City medical plans (Kaiser and Health Net) as active employees. For the Kaiser medical plan, retiree premium rates are the same as the active employees. Because this premium rate is a "blended" rate, retiree premiums payments are lower than what they would pay if the retirees were in a standalone medical plan, resulting in an implied subsidy for retirees under GASB Statement 75.

Employees Covered by Benefit Terms. Membership in the plan consisted of the following at the measurement date of June 30, 2018:

Active employees	134
Inactive employees or beneficiaries currently receiving benefit payments	152
Inactive employees entitled to but not yet receiving benefit payments	1
Total	287

Actuarial Methods and Assumptions. Projections of benefits for financial reporting purposes are based on the substantive plan (the plan as understood by the employer and the plan members) and include the types of benefits provided at the time of each valuation and the historical pattern of sharing of benefit costs between the employer and plan members to that point. The actuarial methods and assumptions used are consistent with the long-term perspective of the calculations.

In the June 30, 2017 actuarial valuation, the entry age normal actuarial cost method was used. The actuarial assumptions included a 4.35% investment rate of return (net of administrative expenses), and a 2.75% general inflation assumption. Premiums were assumed to increase with a Non-Medicare medical cost increase rate of 7.5% for 2019 and grading down to 4.0% for 2076 and thereafter. The Medicare premiums were assumed to increase at a rate of 6.5% and grading down to 4.0% for 2076 and thereafter. The initial UAAL was amortized as a level percentage of projected payrolls over a fixed 27-year period from June 30, 2013 and will be amortized as a level dollar amortization over a 23 year period from June 30, 2017.

NOTE 12 - OTHER POST-EMPLOYMENT BENEFITS (Continued)

Net OPEB Liability. The City's net OPEB liability was measured as of June 30, 2018 and the total OPEB liability used to calculate the net OPEB liability was determined by an actuarial valuation dated June 30, 2017, based on the actuarial methods and assumptions shown on the previous page.

The underlying mortality assumptions were based on the CalPERS 1997-2015 Experience Study and all other actuarial assumptions used in the June 30, 2018 valuation were based on the results of a June 30, 2017 actuarial experience study for the period July 1, 2016 through June 30, 2017.

The long-term expected rate of return on OPEB plan investments was determined using a building-block method in which expected future real rates of return (expected returns, net of OPEB plan investment expense and inflation) are developed for each major asset class. These ranges are combined to produce the long-term expected rate of return by weighting the expected future real rates of return by the target asset allocation percentage and by adding expected inflation. The target allocation and best estimates of arithmetic real rates of return for each major asset class are summarized in the following table:

Asset Class	Target Allocation	Long-Term Expected Real Rate of Return
Global Equity	57%	4.82%
Fixed Income	27%	1.47%
TIPS	5%	1.29%
Commodities	3%	0.84%
REITs	8%	3.76%
Total	100%	

Discount Rate – The discount rate used to measure the total OPEB liability was 6.75%. The projection of cash flows used to determine the discount rate assumed that City contributions will be made at rates equal to the actuarially determined contribution rates. Based on those assumptions, the OPEB plan's fiduciary net position was projected to be available to make all projected OPEB payments for current active and inactive employees and beneficiaries. Therefore, the long-term expected rate of return on OPEB plan investments was applied to all periods of projected benefit payments to determine the total OPEB liability.

NOTE 12 - OTHER POST-EMPLOYMENT BENEFITS (Continued)

Changes in Net OPEB Liability. The changes in the net OPEB liability is shown in the following table:

	Increase (Decrease)		
	Total OPEB Liability (a)	**Plan Fiduciary Net Position (b)**	**Net OPEB Liability/(Asset) (a) - (b)**
Balance at June 30, 2017	$ 39,652,000	$ 3,359,734	$ 36,292,266
Changes Recognized for the Measurement Period:			
Service Cost	830,803	-	830,803
Interest on the total OPEB liability	2,680,717	-	2,680,717
Changes in benefit terms	-	-	-
Differences between expected and actual experience	-	-	-
Changes of assumptions	-	-	-
Contributions from the employer	-	2,021,796	(2,021,796)
Net investment income	-	270,566	(270,566)
Administrative expenses	-	(6,320)	6,320
Benefit payments	(1,536,951)	(1,536,951)	-
Net changes	1,974,569	749,091	1,225,478
Balance at June 30, 2018 (Measurement Date)	$ 41,626,569	$ 4,108,825	$ 37,517,744

Detailed information about the OPEB plan's fiduciary net position is available in the separately issued plan financial report that may be obtained from CalPERS. The benefit payments and refunds include implied subsidy benefit payments in the amount of $239,000.

Sensitivity of the Net OPEB Liability to Changes in the Discount Rate and Healthcare Cost Trend Rates.

The following presents the net OPEB liability of the City, as well as what the City's net OPEB liability would be if it were calculated using a discount rate that is 1-percentage-point lower (5.75%) or 1-percentage-point higher (7.75%) than the current discount rate:

Net OPEB Liability/(Asset)		
Discount Rate -1% (5.75 %)	Discount Rate (6.75%)	Discount Rate +1% (7.75%)
$43,024,976	$37,517,744	$32,976,847

NOTE 12 - OTHER POST-EMPLOYMENT BENEFITS (Continued)

The following presents the net OPEB liability of the City, as well as what the City's net OPEB liability would be if it were calculated using healthcare cost trend rates that are 1-percentage-point lower or 1-percentage-point higher than the current healthcare cost trend rates:

Net OPEB Liability/(Asset)		
1% Decrease (6.5%/5.5% decreasing to 3%)	Healthcare Cost Trend Rates (7.5%/6.5% decreasing to 4%)	1% Increase (8.5%/7.5% decreasing to 5%)
$32,179,855	$37,517,744	$44,090,095

OPEB Expense and Deferred Outflows/Inflows of Resources Related to OPEB. For the year ended June 30, 2019, the City recognized OPEB expense of $3,252,570. At June 30, 2019, the City reported deferred outflows and inflows of resources related to OPEB from the following sources:

	Deferred Outflows of Resources	Deferred Inflows of Resources
Employer contributions made subsequent to the measurement date	$ 2,201,943	$ -
Net differences between projected and actual earnings on plan investments	-	(89,296)
Total	$ 2,201,943	$ (89,296)

$2,201,943 reported as deferred outflows of resources related to contributions subsequent to the measurement date will be recognized as a reduction of the OPEB liability in the year ended June 30, 2020. Other amounts reported as deferred outflows of resources and deferred inflows of resources related to OPEB will be recognized as part of OPEB expense as follows:

Year Ended June 30	Annual Amortization
2020	$ (27,574)
2021	(27,574)
2022	(27,574)
2023	(6,574)
Total	$ (89,296)

NOTE 13 - COMMITMENTS AND CONTINGENCIES

A. Grants from Other Governments

The City participates in a number of Federal, State, and County programs that are fully or partially funded by grants received from other governmental units. Expenditures financed by grants are subject to audit by the appropriate grantor government. If expenditures are disallowed due to noncompliance with grantor program regulations, the City may be required to reimburse the grantor government. As of June 30, 2019, some amounts of grant expenditures have not been audited, but the City believes that disallowed expenditures, if any, based on subsequent audits will not have a material effect on any individual governmental funds or the overall financial condition of the City.

B. Litigation

The City is a defendant in a number of lawsuits which have arisen in the normal course of business. While substantial damages are alleged in some of these actions, their outcome cannot be predicted with certainty.

NOTE 13 - COMMITMENTS AND CONTINGENCIES (Continued)

C. Construction Commitments

As of June 30, 2019, the City has construction commitments to various capital projects as shown in the table below:

Project	Amount
2014-15 CCTV/Inspection/Sewer Replacement	$ 11,157,397
BART Pedestrian & Bicycle Connectivity	4,571,488
2010-11 Sewer Replacement Program	4,406,499
James Donlon Extension Project	4,236,304
Main W Leland (WTP to SW Hills)	2,550,000
Regional Freeway Security Project	1,157,526
Stoneman Avenue Intersection Improvements	830,028
Marina Dredging	716,782
Boat Launching Facility Improvements	560,327
West Leland Street Lighting	541,587
W. Leland High Friction	525,905
IE Facility Relocation Project	350,000
Citywide Storm Drain Improvements (2009-01)	341,881
W Leland Pavement Marker/Speed Sign	331,288
2016-17 Sludge Removal	250,000
Brownfield EPA Grant Project	238,111
City Park Soccer Field Turf Replacement	235,320
W. Leland Delineation/Crosswalk	224,582
W. Leland Pavement Marker	196,254
2018-19 Citywide Pavement Management	180,865
Capital Reinvestment Projects	180,342
Dockside Power Expansion Reimbursement	179,632
Duct Bank and Vault Replacements	176,545
Sewer Master Plan Update	175,000
Water Treatment Plant Sludge Handling Facility	169,824
2013-14 WTP Capital Repairs & Improvements	166,200
2017-18 Cable Replacement	154,470
California Theatre - Phase I	137,713
East 14th Street Waterline Relocation	135,488
Biennial Restroom Replacement/Rehabilitation	133,623
Highway 4 Trunk Line Relief (2007-09)	133,113
Range Road Sidewalk Improvements	120,000
2017-18 WTP Capital Repairs	114,669
Montezuma Pump Station Replacement	113,528
Mare Island Residential Units	106,582
Mare Island Residential Units - Development Refund	106,356
Other Construction Commitments	1,421,523
Total Construction Commitments	$ 37,326,752

NOTE 13 - COMMITMENTS AND CONTINGENCIES (Continued)

D. Sales Tax Participation Agreements

The City negotiates sales tax participation agreements on an individual basis. The City has the following sales tax participation agreements with three entities as of June 30, 2019:

Entity	Tax Abated	Gross Dollar Amount of Abatement in Fiscal Year 2019	Commitments made
Contra Costa County	i) 50% of Sales Tax Revenue from annexation area; ii) 100% PG&E Franchise Fee to City in the Annexation Area	$ 46,121	Upon annexation of the northwest inclusion Mirant Power Plant, the City would receive an increased share of the County's property tax revenue of 50% of all sales and use tax revenues from the Annexation Area.
Private Company (Confidential)*	25% of Sales Tax Revenue of the parcel not to exceed $1,850,000 over 10 years from 10/15/2012 through 10/14/2022	105,602	Relocation of business
Contra Costa County	$150,000 to County if Sales Tax Revenues that the City receives from the annexation area is greater than $250,000/year. If Sales Tax Revenue is less than $250,000, then the amount to be transferred to the County shall be reduced by the amount the sales revenue that fell short of $250,000.	150,000	None

*Pursuant to the Sales and Use Tax law (chapter 8 – Article 1 – section 7056), in order to protect the confidential information of sales taxes collected and abatements provided to each of the specific agencies, the City has presented the aggregate amount abated during the current fiscal year for this entity.

NOTE 14 – SUCCESSOR AGENCY ACTIVITIES

The activities of the Successor Agency are reported in the Successor Agency to the Redevelopment Agency Private-Purpose Trust Fund as the activities are under the control of the Oversight Board. The City provides administrative services to the Successor Agency to wind down the affairs of the former Redevelopment Agency. Activities of the Successor Agency are as follows:

A. Notes and Loans Receivable

The various rehabilitation and construction loans including deferred and accrued interest balance is $8,626,730 as of June 30, 2019. These loans have been made to individual homeowners, businesses and developers within the Redevelopment Project Area. The terms of these loans are specific to the borrower and interest rates, as well as usage and repayment requirements, vary according to the loan type. The following are descriptions of the various loans:

- Housing and rehabilitation loans are provided to homeowners who meet low and moderate income requirements as defined by the Department of Housing and Urban Development. These residential loans are available from $5,000 to $25,000 per property at a loan term of 3% simple interest for 10 years. The property will be rehabilitated to be free from health and safety violations upon completion of the rehabilitation program. The outstanding balance of these loan types as of June 30, 2019 was $314,126.

- In 2005, a long agreement was entered into with the Mt. Diablo Unified School District (District) in the amount of $6,178,936 for capital improvements. The funding was provided with the 2003A Bond proceeds. The District will repay the loan from school impact fees collected until the Agency is fully reimbursed or 35 years, whichever occurs first. The balance outstanding as of June 30, 2019 was $3,921,980.

- The remaining loans receivable of $4,390,624 as of June 30, 2019 represent a number of small business and property owner rehabilitation and construction loans to eliminate blight by assisting improvements and rehabilitation of properties that were vacant or underutilized.

B. Capital Assets

Capital assets are valued at historical cost or estimated historical cost if historical cost is not available. Donated capital assets are valued at their estimated fair market value on the date donated. The Agency's policy has set the capitalization threshold for general capital assets at $5,000 and infrastructure capital assets at $25,000 for reporting purposes. The Successor Agency has recorded all its public domain (infrastructure) capital assets, which include landscape, storm, street, and traffic systems.

NOTE 14 – SUCCESSOR AGENCY ACTIVITIES (Continued)

All capital assets with limited useful lives are depreciated over their estimated useful lives. The purpose of depreciation is to spread the cost of capital assets equitably among all users over the life of these assets. The amount charged to depreciation expense each year represents that year's pro rata share of the cost of capital assets.

Depreciation of all capital assets is charged as an expense against operations each year and the total amount of depreciation taken over the years, called accumulated depreciation, is reported on the balance sheet as a reduction in the book value of capital assets.

Depreciation is provided using the straight line method, which means the cost of the asset is divided by its expected useful life in years and the result is charged to expense each year until the asset is fully depreciated. The Successor Agency has assigned the useful lives and capitalization thresholds listed below to capital assets.

Depreciation is recorded on a straight-line method over the useful lives of the assets as follows:

- Building and Improvements 30 - 45 years
- Machinery and Equipment 5 - 20 years
- Infrastructure 30 - 75 years

Capital Asset Additions, Retirements and Balances

	Balance at June 30, 2018	Additions	Deletions	Balance at June 30, 2019
Capital assets not being depreciated:				
Land	$ 6,367,790	$ -	$ (395,034)	$ 5,972,756
Total capital assets not being depreciated	6,367,790	-	(395,034)	5,972,756
Capital assets being depreciated:				
Buildings and Improvements	1,919,494	-	-	1,919,494
Total capital assets being depreciated	1,919,494	-	-	1,919,494
Less accumulated depreciation for:				
Buildings and Improvements	(329,364)	(43,542)	-	(372,906)
Net capital assets being depreciated	1,590,130	(43,542)	-	1,546,588
Total capital assets, net	$ 7,957,920	$ (43,542)	$ (395,034)	$ 7,519,344

Major outlays for capital assets and improvements are capitalized as projects are constructed. Interest incurred during the construction phase is reflected in the capitalized value of the asset constructed, net of interest earned on the invested proceeds over the same period.

NOTE 14 – SUCCESSOR AGENCY ACTIVITIES (Continued)

C. Long-Term Debt

The Successor Agency' long-term debt activities for fiscal year ended June 30, 2019 are as follows:

Description	Original Issue Amount	Balance June 30, 2018	Additions	Retirements	Balance June 30, 2019	Amounts Due Within One Year	Amounts Due in More Than One Year
Tax Allocation Bonds:							
1999 RDA Bonds	$ 30,106,157	$ 41,226,244	$ 3,858,628	$ -	$ 45,084,872	$ 1,576,003	$ 43,508,869
2006A RDA Housing Set-Aside Bonds	11,020,000	8,605,000	-	265,000	8,340,000	280,000	8,060,000
2014 RDA Tax Allocation Refunding Bonds	67,445,000	47,695,000	-	8,735,000	38,960,000	5,755,000	33,205,000
2016A RDA Housing Set-Aside Bonds	13,845,000	12,335,000	-	860,000	11,475,000	880,000	10,595,000
2016A RDA Subordinated Refunding Bonds	120,085,000	120,085,000	-	-	120,085,000	-	120,085,000
2016B RDA Subordinated Refunding Bonds	26,690,000	4,240,000	-	4,240,000	-	-	-
2016C RDA Subordinated Refunding Bonds	37,755,000	37,755,000	-	8,250,000	29,505,000	11,300,000	18,205,000
Sub-total		271,941,244	3,858,628	22,350,000	253,449,872	19,791,003	233,658,869
Unamortized premium on 2016A RDA		19,603,926	-	2,807,047	16,796,879	2,807,047	13,989,832
Total Successor Agency Debt		$ 291,545,170	$ 3,858,628	$ 25,157,047	$ 270,246,751	$ 22,598,050	$ 247,648,701

NOTE 14 – SUCCESSOR AGENCY ACTIVITIES (Continued)

1999 Redevelopment Agency Tax Allocation Bonds

1999 Redevelopment Agency Tax Allocation Bonds (1999 RDA Bonds) outstanding at June 30, 2019 amounted to $95,795,000. The bonds bear interest at rates between 4.1 % and 6.2% with interest payments made semi-annually on February 1 and August 1. The bonds mature on August 1 of each year. The proceeds of the bonds were used to provide money for certain public capital improvements located within the Agency's Project Area, to fund a reserve account, and to pay cost of issuance incurred in connection with the issuance. Annual principal and interest payments secured by the RDA property tax increment revenues are expected to require less than 20% from these revenues. The total principal and interest remaining to be paid on the bonds is $95,795,000. For FY 2018-19, there were no principal and interest payments. With the dissolution of the Redevelopment Agency discussed above, Tax Increment is no longer distributed, and instead the Successor Agency receives payments from the County's Redevelopment Property Tax Trust Fund (RPTTF) that are to be used to fund debt service on the Bonds, with no distinction between housing and non-housing revenues.

In June 2014, the City issued the 2014 Successor Agency to the Redevelopment Agency of the City of Pittsburg Bonds which partially refunded $6,110,000 of currently outstanding Current Interest Bonds of the 1999 bonds.

The Bonds unaccreted discount and the current year accretion totaled $50,710,128 and $3,858,628, respectively, at June 30, 2019. The Bonds do not pay periodic interest. Interest on the Bonds will accrete in value at the rates between 6.10% and 6.20%. Repayment of the accreted principal will commence August 1, 2019. Final repayment will be August 1, 2030.

The annual debt service requirements to mature the Capital Appreciation Bond portion of the 1999 RDA Bonds outstanding at June 30, 2019, were as follows:

Year Ending June 30,	Principal (1)	Totals
2020	$ 5,150,000	$ 5,150,000
2021	5,150,000	5,150,000
2022	5,150,000	5,150,000
2023	8,755,000	8,755,000
2024	8,750,000	8,750,000
2025-2029	44,550,000	44,550,000
2030-2031	18,290,000	18,290,000
Totals	$ 95,795,000	$ 95,795,000

(1) Includes unaccreted discount in the total amount of $50,710,128.

NOTE 14 – SUCCESSOR AGENCY ACTIVITIES (Continued)

2006 Series A Housing Set Aside Redevelopment Agency Tax Allocation Bonds

2006 Series A Housing Set Aside Tax Allocation Bonds (2006A HSA RDA Bonds) outstanding at June 30, 2019 amounted to $8,340,000. On November 30, 2006, the Agency issued $11,020,000 of Series 2006A Bonds bearing interest at 5.12-5.31% to fund low and moderate income housing of benefit to the Agency's Los Medanos Redevelopment Project, to fund a reserve account, and to pay costs of issuance incurred in connection with issuance, sale and delivery of the Series 2006A RDA bonds. The bonds with interest payments made semi-annually on February 1 and August 1 each year commencing August 1, 2007 through August 1, 2036. Annual principal and interest payments on the bonds are expected to require less than 22% from these revenues. The total principal and interest remaining to be paid on the bonds is $13,031,985. For FY 2018-19, principal and interest paid were $714,296. With the dissolution of the Redevelopment Agency discussed above, Tax Increment is no longer distributed, and instead the Successor Agency receives payments from the County's Redevelopment Property Tax Trust Fund (RPTTF) that are to be used to fund debt service on the Bonds, with no distinction between housing and non-housing revenues.

The annual debt service requirements to mature the Series 2006A Bonds outstanding at June 30, 2019, were as follows:

Year Ending June 30,	Principal	Interest	Total
2020	$ 280,000	$ 435,085	$ 715,085
2021	295,000	420,092	715,092
2022	310,000	404,168	714,168
2023	330,000	387,173	717,173
2024	345,000	369,248	714,248
2025-2029	2,015,000	1,544,838	3,559,838
2030-2034	2,615,000	932,747	3,547,747
2035-2037	2,150,000	198,634	2,348,634
Total	$ 8,340,000	$ 4,691,985	$ 13,031,985

NOTE 14 – SUCCESSOR AGENCY ACTIVITIES (Continued)

2014 Redevelopment Agency Tax Allocation Refunding Bonds

2014 Series Successor Agency to the Redevelopment Agency Subordinate Tax Allocation Refunding Bonds (2014 STAB Bonds) outstanding at June 30, 2019 amounted to $38,960,000. The 2014 STAB Bonds bear interest at rates between 4.00% and 5.00% with interest payments made semi-annually on February 1 and August 1. The 2014 STAB Bonds mature annually from 2016 to 2030 on August 1 in amounts ranging from $2,645,000 to $6,335,000. Proceeds from the 2014 STAB Bonds were used to refund $74,049,000 of the Agency's 2003A RDA Bonds, partially refund the 1999 RDA Bonds, and to pay costs of issuance incurred in connection with the issuance, sales and delivery of 2014 STAB Bonds. Annual principal and interest payments secured by the RDA property tax increment revenues are expected to require less than 14% from these revenues. The total principal and interest remaining to be paid on the bonds is $47,595,500. With the dissolution of the Redevelopment Agency discussed above, Tax Increment is no longer distributed, and instead the Successor Agency receives payments from the County's Redevelopment Property Tax Trust Fund (RPTTF) that are to be used to fund debt service on the Bond.

The annual debt service requirements to mature the Series 2014 Bonds outstanding at June 30, 2019 were as follows:

Year Ending June 30,	Principal	Interest	Total
2020	$ 5,755,000	$ 1,794,125	$ 7,549,125
2021	6,040,000	1,504,250	7,544,250
2022	6,335,000	1,199,875	7,534,875
2023	3,045,000	965,375	4,010,375
2024	2,340,000	830,750	3,170,750
2025-2029	12,745,000	2,273,625	15,018,625
2030	2,700,000	67,500	2,767,500
Total	$ 38,960,000	$ 8,635,500	$ 47,595,500

NOTE 14 – SUCCESSOR AGENCY ACTIVITIES (Continued)

2016 Series A Housing Set Aside Successor Agency Tax Allocation Refunding Bonds

In February 2016, the Successor Agency issued 2016 Series A Set Aside Tax Allocation Refunding Bonds (2016A HSA Bonds) in the original principal amount of $13,845,000 and $26,690,000, respectively. The proceeds of the bonds were used to refund and defease all of the outstanding 2004 Series A Housing Set-Aside Redevelopment Agency Tax Allocation Bonds. The 2016 Series A Bonds bear interest rates between 1.323% and 3.984% with interest payments made semi-annually on February 1 and August 1 each year commencing August 1, 2016 through August 1, 2029. The Bonds are secured by an irrevocable pledge of the Pledged Tax Revenues to be derived from Los Medanos II and Los Medanos III subareas and an irrevocable pledge of certain moneys in the Redevelopment Property Tax Trust Fund.

The annual debt service requirements to mature the Series 2016A HSA Bonds outstanding at June 30, 2019, were as follows:

Year Ending June 30,	Principal	Interest	Total
2020	$ 880,000	$ 427,344	$ 1,307,344
2021	905,000	402,490	1,307,490
2022	930,000	375,005	1,305,005
2023	955,000	344,324	1,299,324
2024	990,000	310,385	1,300,385
2025-2029	5,555,000	928,134	6,483,134
2030	1,260,000	29,509	1,289,509
Total	$ 11,475,000	$ 2,817,191	$ 14,292,191

2016 Series A and B Subordinate Tax Allocation Refunding Bonds

In February 2016, the Successor Agency issued 2016 Series A and B Subordinate Tax Allocation Refunding Bonds in the original principal amount of $120,085,000 and $26,690,000, respectively. The Bonds bear an interest rate of 5% with interest payments made semi-annually on March 1 and September 1 each year commencing September 1, 2016 through September 1, 2029.

The 2016 Series A Bond proceeds were used to refund the outstanding balance of the 2004 Series A Redevelopment Agency Subordinate Tax Allocation Bonds in the amount of $101,195,000. The issuance of the Bond terminated the swap agreement in connection with the 2004 Series A Bond. The 2016 Series A Bond proceeds were also used to refund and defease a portion of the outstanding 2008 Series A Redevelopment Agency Subordinate Tax Allocation Refunding Bonds.

NOTE 14 – SUCCESSOR AGENCY ACTIVITIES (Continued)

The annual debt service payments on the 2016 Series A Subordinate Tax Allocation Refunding Bonds outstanding at June 30, 2019, are as follows:

Year Ending June 30,	Principal	Interest	Total
2020	$ -	$ 6,004,250	$ 6,004,250
2021	-	6,004,250	6,004,250
2022	6,175,000	5,849,875	12,024,875
2023	11,165,000	5,416,375	16,581,375
2024	12,565,000	4,823,125	17,388,125
2024-2029	73,205,000	13,760,625	86,965,625
2030	16,975,000	424,375	17,399,375
Total	$ 120,085,000	$ 42,282,875	$ 162,367,875

With the dissolution of the Redevelopment Agency discussed above, Tax Increment is no longer distributed, and instead the Successor Agency receives payments from the County's Redevelopment Property Tax Trust Fund (RPTTF) that are to be used to fund debt service on the Bonds, with no distinction between housing and non-housing revenues.

The 2016 Series B Bond proceeds were used to refund the outstanding balance of the 2006 Series B Redevelopment Agency Subordinate Tax Allocation Bonds in the amount of $22,470,000 and also used to refund and defease a portion of the outstanding 2008 Series A Redevelopment Agency Subordinate Tax Allocation Refunding Bonds. The 2016 Series B Subordinate Tax Allocation Refunding Bonds outstanding at June 30, 2019 was $0.

2016 Series C Successor Agency Subordinate Tax Allocation Refunding Bonds

In June 2016, the Successor Agency issued 2016 Series C Tax Allocation Refunding Bonds in the original principal amount of $37,755,000. The proceeds of the bonds were used to refund all the outstanding balance of the 2006 Series C Redevelopment Agency Subordinate Tax Allocation Refunding Bonds. The 2016 Series C Bonds bear an interest rate of 5% with interest payments made semi-annually on March 1 and September 1 each year commencing on September 1, 2016 through September 1, 2021. The Bonds are secured by an irrevocable pledge of the Subordinate Pledged Tax Revenues to be derived from the Project Area and an irrevocable pledge of all the moneys in the Redevelopment Property Tax Trust Fund.

NOTE 14 – SUCCESSOR AGENCY ACTIVITIES (Continued)

The annual debt service requirements on the 2016 Series C Successor Agency Subordinate Tax Allocation Refunding Bonds outstanding as of June 30, 2019 are as follows:

Year Ending June 30,	Principal	Interest	Total
2020	$ 11,300,000	$ 1,192,750	$ 12,492,750
2021	11,880,000	613,250	12,493,250
2022	6,325,000	158,125	6,483,125
Total	$ 29,505,000	$ 1,964,125	$ 31,469,125

With the dissolution of the Redevelopment Agency discussed above, Tax Increment is no longer distributed, and instead the Successor Agency receives payments from the County's Redevelopment Property Tax Trust Fund (RPTTF) that are to be used to fund debt service on the Bonds, with no distinction between housing and non-housing revenues.

The bond covenants for the Successor Agency Tax Allocation Bonds contain events of default that require the revenue of the Successor Agency to be applied by the Trustee as specified in the terms of the agreement if any of the following conditions occur: default on debt service payments; the failure of the Successor Agency to observe or perform the conditions, covenants, or agreement terms of the debt; bankruptcy filing by the Successor Agency; or if any court or competent jurisdiction shall assume custody or control of the Successor Agency. The covenants also contain a subjective acceleration clause that allows the trustees or holders, who hold the majority of the aggregate principal amount of the notes, to accelerate payment of the entire principal amount outstanding and interest accrued to become immediately due if they determine that a material adverse change occurs.

D. Commitments and Contingencies

The activities of the former Redevelopment Agency and the Successor Agency are subject to further examination by the State of California and the amounts, if any, of transfers or expenditures may be disallowed. The State Controller's Office conducted a review of propriety of asset transfers between the former Redevelopment Agency or the Successor agency and any public agency that occurred on or after January 1, 2011.

REQUIRED

SUPPLEMENTARY

INFORMATION

1. BUDGETS AND BUDGETARY ACCOUNTING

The City follows these procedures in establishing the budgetary data reflected in the financial statements:

1. Public hearings are conducted at the City to obtain public comments. The City Council annually adopts the budget for the ensuing fiscal year prior to July 1st.

2. Budgets for the General Fund, Special Revenue Funds, Capital Projects Funds and Debt Service Funds are adopted on a basis consistent with GAAP.

3. Under Article XIII B of the California Constitution (the Gann Spending Limitation Initiative), the City is restricted as to the amount of annual appropriations from the proceeds of taxes, and if proceeds of taxes exceed allowed appropriations, the excess must either be refunded to the State Controller, returned to the taxpayers through revised tax rates or revised fees schedules, or an excess in one year may be offset against a deficit in the following year. For the fiscal year ended June 30, 2019, based on the calculations by City Management, proceeds of taxes did not exceed the appropriations limit.

4. Budgeted revenue amounts represent the original budget modified by adjustments authorized during the year. Budgeted expenditure amounts represent original appropriations adjusted for supplemental appropriations during the year which were contingent upon new or additional revenue sources and re-appropriated amounts for prior year encumbrances. The City Manager must approve adjustments to departmental budgets; however, management may amend the budgeted amounts within departmental expenditure classifications.

5. Appropriations lapse at the end of the fiscal year and then are re-budgeted for the coming year. Beginning with the FY 2014-2015 budget, capital project appropriations continue appropriations until the project is completed.

1. BUDGETS AND BUDGETARY ACCOUNTING (Continued)

Under encumbrance accounting, purchase orders, contracts, and other commitments for expenditures are recorded to reserve that portion of the applicable appropriation. Encumbrance accounting is employed as an extension of formal budgetary accounting. Since encumbrances do not yet constitute expenditures or liabilities, encumbrances outstanding at year-end are reported as reservations of fund balances.

The following funds had expenditures in excess of appropriation:

Housing Authority (Section 8) Special Revenue Fund	$	364,290	(a)
Assets Seizure Special Revenue Fund		40,382	(b)
Park Maintenance CFD 2007-1 Special Revenue Fund		1,449	(c)
Railroad Avenue Specific Area Plan Special Revenue Fund		81,319	(d)
Project Amenities Management Special Revenue Fund		8,822	(e)

(a) The excess was due to unexpected tenant repairs, maintenance and additional staff time to cover community events.
(b) Asset seizure expenses were not budgeted due to the uncertainty of available funds released by the Department of Justice.
(c) The excess was due to higher expenditures in full time employees, stipend payout and overtime.
(d) The excess was due to the interest accrual on the interfund loan from the Regional Transportation Mitigation Fund to fund the Bart Pittsburg Center Station construction. One-time special tax revenues from CFD 2014-1 over several years will pay back the interfund loan.
(e) The excess was due to unexpected fees for the City's CFD's future annex areas, i.e. public safety and parks.

City of Pittsburg
General Fund
Schedule of Revenues and Expenditures and Changes in Fund Balance - Budget and Actual
For the Year Ended June 30, 2019

	Budgeted Amounts		Actual Amounts	Variance with Final Budget Positive (Negative)
	Original	Final		
REVENUES:				
Property tax	$ 3,992,731	$ 4,073,829	$ 4,039,499	$ (34,330)
Sales tax	13,579,560	14,525,001	14,446,467	(78,534)
Franchise tax	4,145,234	4,749,234	4,964,564	215,330
Other taxes	7,165,000	1,847,300	1,838,743	(8,557)
Intergovernmental revenues	2,646,275	7,291,830	8,658,056	1,366,226
Permits, licenses, and fees	2,038,849	997,400	776,162	(221,238)
Fines and forfeitures	726,850	491,020	413,647	(77,373)
Service fees	2,400,343	4,170,409	4,500,742	330,333
Use of money and property	531,146	152,202	802,564	650,362
Other revenues	1,935,437	2,498,967	3,094,769	595,802
Total revenues	39,161,425	40,797,192	43,535,213	2,738,021
EXPENDITURES:				
Current:				
General government	2,585,142	3,414,446	2,992,071	422,375
City Council	79,285	98,994	107,074	(8,080)
City Manager and City Clerk	630,137	736,104	639,267	96,837
City Attorney	541,745	484,914	414,666	70,248
Human resources	1,171,835	1,179,354	1,144,145	35,209
Finance and services	1,590,022	1,586,766	1,535,614	51,152
Community development and services	4,599,538	6,651,794	6,262,117	389,677
Public safety	27,944,932	28,849,801	28,347,665	502,136
Public works - administration	97,114	96,421	90,322	6,099
Public works - streets	2,578,131	2,579,867	2,366,111	213,756
Public works - parks	1,484,583	153,842	160,508	(6,666)
Total expenditures	43,302,464	45,832,303	44,059,560	1,772,743
OTHER FINANCING SOURCES (USES)				
Proceeds from sale of capital assets	-	10,000	53,670	(43,670)
Transfers in	4,794,237	5,620,545	5,271,157	349,388
Transfers (out)	(1,345,370)	(1,862,422)	(1,569,076)	(293,346)
Total other financing sources (uses)	3,448,867	3,768,123	3,755,751	12,372
NET CHANGE IN FUND BALANCE	$ (692,172)	$ (1,266,988)	3,231,404	$ 4,498,392
FUND BALANCE:				
Beginning of year			21,255,062	
End of year			$ 24,486,466	

City of Pittsburg

Schedule of Revenues, Expenditures and Changes in Fund Balances - Budget and Actual

Housing Authority (Section 8) - Special Revenue Fund

For the Year Ended June 30, 2019

	Budgeted Amounts		Actual	Variance with Final Budget Positive
	Original	Final	Amounts	(Negative)
REVENUES:				
Intergovernmental revenues	$ 16,098,076	$ 16,200,000	$ 16,937,113	$ 737,113
Service fee	1,094,783	1,094,783	1,134,054	39,271
Use of money and property	2,000	3,875	13,707	9,832
Other revenues	98,000	107,212	90,279	(16,933)
Total revenues	17,292,859	17,405,870	18,175,153	769,283
EXPENDITURES:				
Community development and services	17,399,175	17,433,789	17,798,079	(364,290)
Total expenditures	17,399,175	17,433,789	17,798,079	(364,290)
OTHER FINANCING SOURCES (USES)				
Transfers (out)	(18,586)	(18,586)	(18,586)	-
Total other financing sources (uses)	(18,586)	(18,586)	(18,586)	-
NET CHANGE IN FUND BALANCE	$ (124,902)	$ (46,505)	358,488	$ 404,993
FUND BALANCE:				
Beginning of year			151,740	
End of year			$ 510,228	

City of Pittsburg
Schedule of Revenues, Expenditures and Changes in Fund Balances - Budget and Actual
Successor Agency Housing Special Revenue Fund
For the Year Ended June 30, 2019

	Budgeted Amounts		Actual	Variance with Final Budget Positive
	Original	Final	Amounts	(Negative)
REVENUES:				
Service fees	$ 7,500	$ 7,500	$ 7,845	$ 345
Use of money and property	6,500	6,500	221,011	214,511
Other revenues	252,868	252,868	1,773,352	1,520,484
Total revenues	266,868	266,868	2,002,208	1,735,340
EXPENDITURES:				
Community development and services	389,128	389,754	273,105	116,649
Total expenditures	389,128	389,754	273,105	116,649
OTHER FINANCING SOURCES (USES)				
Transfers in	101,541	-	-	-
Transfers (out)	(559)	(559)	(559)	-
Total other financing sources (uses)	100,982	(559)	(559)	-
NET CHANGE IN FUND BALANCE	$ (21,278)	$ (123,445)	1,728,544	$ 1,851,989
FUND BALANCE:				
Beginning of year			1,545,872	
End of year			$ 3,274,416	

CITY OF PITTSBURG, AGENT MULTIPLE EMPLOYER PENSION PLAN
SCHEDULE OF CHANGES IN THE NET PENSION LIABILITY AND RELATED RATIOS
As of fiscal year ending June 30, 2019
Last 10 Years*

	Miscellaneous Plan				
Measurement Date	**2014**	**2015**	**2016**	**2017**	**2018**
Total Pension Liability					
Service Cost	$ 1,857,954	$ 1,843,426	$ 1,885,618	$ 2,185,281	$ 2,232,196
Interest on total pension liability	5,258,464	5,559,084	5,954,324	6,187,235	6,453,806
Differences between expected and actual experience	-	(227,056)	696,901	(1,930,694)	1,226,287
Changes in assumptions	-	(1,494,012)	-	5,646,863	(2,707,757)
Changes in benefits	-	-	-	-	-
Benefit payments, including refunds of employee contributions	(2,752,016)	(2,914,360)	(2,993,564)	(3,017,394)	(3,355,097)
Net change in total pension liability	4,364,402	2,767,082	5,543,279	9,071,291	3,849,435
Total pension liability - beginning	70,559,887	74,924,289	77,691,371	83,234,650	92,305,941
Total pension liability - ending (a)	$ 74,924,289	$ 77,691,371	$ 83,234,650	$ 92,305,941	$ 96,155,376
Plan fiduciary net position					
Contributions - employer	$ 1,519,402	$ 1,631,437	$ 1,875,971	$ 2,156,429	$ 2,157,639
Contributions - employee	873,360	1,036,916	902,130	931,204	1,304,579
Net investment income	8,949,231	1,323,594	284,705	6,786,287	5,770,585
Administrative expense	-	(68,782)	(37,256)	(90,302)	(105,852)
Benefit payments, including refunds of employee contributions	(2,752,016)	(2,914,360)	(2,993,564)	(3,017,394)	(3,355,097)
Net Plan to Plan Resource Movement					(29,876)
Other Miscellaneous Income/(Expense)	-	-	-	-	(201,014)
Net change in plan fiduciary net position	8,589,977	1,008,805	31,986	6,766,224	5,540,964
Plan fiduciary net position - beginning	51,531,626	60,121,603	61,130,408	61,162,394	67,928,618
Plan fiduciary net position - ending (b)	$ 60,121,603	$ 61,130,408	$ 61,162,394	$ 67,928,618	$ 73,469,582
Net pension liability - ending (a)-(b)	$ 14,802,686	$ 16,560,963	$ 22,072,256	$ 24,377,323	$ 22,685,794
Plan fiduciary net position as a percentage of the total pension liability	80.24%	78.68%	73.48%	73.59%	76.41%
Covered payroll	$ 11,526,481	$ 11,958,650	$ 12,684,949	$ 13,415,686	$ 14,252,307
Net pension liability as percentage of covered-employee payroll	128.42%	138.49%	174.00%	181.71%	159.17%

Notes to Schedule:

Benefit changes: The figures above do not include any liability impact that may have resulted from plan changes which occurred after the June 30, 2014 valuation date. This applies for voluntary benefit changes as well as any offers of Two Years Additional Service Credit (aka. Golden Handshakes).

Changes in assumptions: The discount rate was changed from 7.5% (net of administrative expense) to 7.15%.

* Fiscal year 2015 was the 1st year of implementation, therefore only five years are shown.

CITY OF PITTSBURG, AGENT MULTIPLE EMPLOYER PENSION PLAN
SCHEDULE OF CONTRIBUTIONS
As of fiscal year ending June 30, 2019
Last 10 Years*

	Miscellaneous Plan				
Fiscal Year	**2015**	**2016**	**2017**	**2018**	**2019**
Actuarially determined contribution	$ 2,464,100	$ 2,745,066	$ 3,094,191	$ 2,253,288	$ 2,333,907
Contributions in relation to the actuarially determined contributions	(2,464,100)	(2,745,066)	(3,094,191)	(2,253,288)	(2,333,907)
Contribution deficiency (excess)	$ -	$ -	$ -	$ -	$ -
Covered payroll	$ 11,958,650	$ 12,684,949	$ 13,415,686	$ 14,252,307	$ 16,955,330
Contributions as a percentage of covered-employee payroll	20.61%	21.64%	23.06%	15.81%	13.77%

Notes to Schedule

Valuation date:	June 30, 2017
Methods and assumptions used to determine contribution rates:	
Actuarial cost method	Entry-Age Normal Cost Method
Amortization method	Level Percent of Payroll
Asset valuation method	Actuarial Value of Assets
Inflation	2.50%
Salary increases	Varies by Entry Age and Service
Payroll Growth	3.00%
Investment rate of return	7.15% Net of Pension Plan Investment and Administrative Expenses; includes Inflation.
Retirement age	The probabilities of Retirement are based on the 2014 CalPERS Experience Study for the period from 1997 to 2011.
Mortality	The probabilities of mortality are based on the 2014 CalPERS Experience Study for the period from 1997 to 2011. Pre-retirement and Post-retirement mortality rates include 20 years of projected mortality improvement using Scale AA published by the Society of Actuaries.

* Fiscal year 2015 was the 1st year of implementation, therefore only five years are shown.

CITY OF PITTSBURG, A COST-SHARING MULTIPLE EMPLOYER DEFINED PENSION PLAN

SCHEDULE OF CHANGES IN THE NET PENSION LIABILITY AND RELATED RATIOS

Last 10 Years*

As of fiscal year ending June 30, 2019

	Safety Plan				
Measurement Date	6/30/2014	6/30/2015	6/30/2016	6/30/2017	6/30/2018
Plan's Proportion of the Net Pension Liability/Asset	0.37777%	0.39815%	0.46609%	0.48116%	0.49472%
Plan's Proportionate Share of the Net Pension Liability/(Asset)	$ 14,169,983	$ 16,405,587	$ 21,519,369	$ 25,094,362	$ 25,389,095
Plan's Covered Payroll	$ 12,627,215	$ 13,134,628	$ 14,209,375	$ 10,647,118	$ 10,804,084
Plan's Proportionate Share of the Net Pension Liability/(Asset) as a Percentage of it's Covered-Employee Payroll	112.22%	124.90%	151.44%	235.69%	235.00%
Plan's Proportionate Share of the Fiduciary Net Position as a Percentage of the Plan's Total Pension Liability	81.42%	79.38%	74.91%	74.42%	75.93%
Plan's Proportionate Share of Aggregate Employer Contributions	$ 1,757,817	$ 2,148,293	$ 2,219,565	$ 2,518,889	$ 2,954,663

* Fiscal year 2015 was the 1st year of implementation, therefore only five years are shown.

CITY OF PITTSBURG, A COST-SHARING DEFINED PENSION PLAN
SCHEDULE OF CONTRIBUTIONS
As of fiscal year ending June 30, 2019
Last 10 Years*

	Safety Plan				
Fiscal Year Ended June 30	2015	2016	2017	2018	2019
Actuarially determined contribution	$ 2,924,602	$ 2,449,689	$ 2,573,034	$ 2,674,332	$ 2,771,970
Contributions in relation to the actuarially determined contributions	(2,924,602)	(2,449,689)	(2,573,034)	(2,674,332)	(2,771,970)
Contribution deficiency (excess)	$ -	$ -	$ -	$ -	$ -
Covered payroll	$ 13,134,628	$ 14,209,375	$ 10,647,118	$ 10,804,084	$ 12,017,570
Contributions as a percentage of covered payroll	22.27%	17.24%	24.17%	24.75%	23.07%
Notes to Schedule					
Valuation date:	June 30, 2013	June 30, 2014	June 30, 2015	June 30, 2016	June 30, 2017

Methods and assumptions used to determine contribution rates:

Actuarial cost method	Entry age
Amortization method	Level percentage of payroll, closed
Remaining amortization period	30 years
Asset valuation method	5-year smoothed market
Inflation	2.50%
Salary increases	Varies by Entry Age and Service
Investment rate of return	7.15% Net of Pension Plan Investment and Administrative Expenses; includes Inflation.
Retirement age	The probabilities of Retirement are based on the 2014 CalPERS Experience Study for the period from 1997 to 2011.
Mortality	The probabilities of mortality are derived from CalPERS' Membership Data for all Funds based on CalPERS' specific data from a 2014 CalPERS Experience Study. The table includes 20 years of mortality improvements using the Society of Actuaries Scale BB.

* Fiscal year 2015 was the 1st year of implementation, therefore only five years are shown.

CITY OF PITTSBURG, AGENT MULTIPLE EMPLOYER OPEB PLAN
SCHEDULE OF CHANGES IN THE NET OPEB LIABILITY AND RELATED RATIOS
As of fiscal year ending June 30, 2019
Last 10 Years*

Measurement Date	**2017**	**2018**
Total OPEB Liability		
Service Cost	$ 807,000	$ 830,803
Interest	2,558,000	2,680,717
Changes in benefit terms	-	-
Differences between expected and actual experience	-	-
Changes of assumptions	-	-
Benefit payments	(1,625,000)	(1,536,951)
Net change in total OPEB liability	1,740,000	1,974,569
Total OPEB liability - beginning	37,912,000	39,652,000
Total OPEB liability - ending (a)	$ 39,652,000	$ 41,626,569
Plan fiduciary net position		
Contributions - employer	$ 2,106,000	$ 2,021,796
Contributions - employee	-	-
Net investment income	295,000	270,566
Administrative expense	(1,000)	(6,320)
Benefit payments	(1,625,000)	(1,536,951)
Net change in plan fiduciary net position	775,000	749,091
Plan fiduciary net position - beginning	2,585,000	3,359,734
Plan fiduciary net position - ending (b)	$ 3,360,000	$ 4,108,825
Net OPEB liability - ending (a)-(b)	$ 36,292,000	$ 37,517,744
Plan fiduciary net position as a percentage of the total OPEB liability	8.47%	9.87%
Covered payroll	$ 15,921,000	$ 16,568,668
Net OPEB liability as a percentage of covered payroll	227.95%	226.44%

* Fiscal year 2018 was the first year of implementation, therefore only two years are shown.

CITY OF PITTSBURG, AGENT MULTIPLE EMPLOYER OPEB PLAN
SCHEDULE OF CONTRIBUTIONS
As of fiscal year ending June 30, 2019*

Fiscal Year Ended June 30,	**2018**	**2019**
Actuarially determined contribution	$ 3,938,000	$ 4,096,000
Contributions in relation to the actuarially determined contribution	(2,021,796)	(2,201,943)
Contribution deficiency (excess)	$ 1,916,204	$ 1,894,057
Covered-employee payroll	$ 16,568,668	$ 14,845,791
Contributions as a percentage of covered-employee payroll	23.77%	27.59%

Notes to Schedule

Valuation date:	June 30, 2017	June 30, 2017

Methods and assumptions used to determine contribution rates:

Actuarial cost method	Entry age normal
Amortization method	Level percent of payroll 23 years remaining as of June 30, 2017
Asset valuation method	Investment gains and losses spread over 5-year rolling period
Inflation	3.00%
Salary increases	Varies by Entry Age and Service
Payroll Growth	3.00%
Discount rate	6.75%
Retirement age	The probabilities of Retirement are based on CalPERS Experience Study for the period from 1997 to 2015.
Mortality	Projected fully generational with Society of Actuaries mortality improvement Scale MP-17.

* Fiscal year 2018 was the first year of implementation, therefore only two years are shown.

SUPPLEMENTARY

INFORMATION



CITY OF PITTSBURG

Comprehensive Annual Financial Report

June 30, 2019

NON-MAJOR GOVERNMENTAL FUNDS

SPECIAL REVENUE FUNDS:

Small Cities Grants Fund - This fund was established to account for direct grants received for housing and rental rehabilitation programs, which are program income and used to supplement housing rehabilitation costs.

Gas Tax Fund - This fund represents the Highway Users Tax apportionments from the State of California for street and road purposes under the provisions of Streets and Highways Code Maintenance.

Measure J Tax Fund - This fund receives 18% of the collected half-cent sales tax, which is based on the population and road mileage, to fund regional transportation and transit related projects.

Lighting & Landscape Fund - Receipts of the assessments from residential and commercial properties are used by this fund to provide maintenance of street lighting, street trees, landscape, curbs, gutters and sidewalks within the City.

Lighting & Landscape Oak Hills Fund - Receipts of the special assessments from residential and commercial properties, in the Oak Hill area, are used by this fund to provide maintenance of street lighting, street trees, landscape, curbs, gutters and sidewalks.

Miscellaneous Grants Fund - This fund receives various small grants to administer the police, recreation, and public services.

Assets Seizure Fund -This fund was established to administer the seized assets from criminal activities.

Marina Vista Field Replacement Fund - This fund accounts for the collection of rents (maximum of $60,000 annually) from the Athletic Fields rentals of the Marina Vista School fields as set forth in the Construction and Use Agreement for the contingent turf replacement of the fields.

Local Law Enforcement Block Grant Fund - This fund accounts for the funds provided by Department of Justice to supplement local crime prevention and public safety efforts.

Southwest Pittsburg GHAD II Fund - Southwest Pittsburg Geological Hazard Abatement fund was created to account for the maintenance district of which responsibilities are restricted to mitigation/abatement of geologic landslide and erosion hazards. The fund receives revenues from assessments levied on the properties located on the hillside areas for its operation costs.

Southwest Pittsburg GHAD II Administrative Fund – This fund was created to facilitate the administration (salaries and fringe benefits) for the Southwest Pittsburg GHAD II Fund.

NON-MAJOR GOVERNMENTAL FUNDS, Continued

SPECIAL REVENUE FUNDS, Continued:

Storm Water Utility (NPDES) Fund - This fund accounts for property assessments collected by the County of Contra Costa on behalf of the City to provide funding for National Pollutant Discharge Elimination System (NPDES) and general drainage maintenance activities within the Pittsburg Storm Water Utility Area to reduce pollutants.

HUD Community Development Block Grant Fund - Receives annual entitlement from Department of HUD to finance public services, housing activities, economic development projects, public facility projects, program planning and administration.

NSP Neighborhood Stabilization Program Fund - This fund accounts for the funding by the California Department of Housing and Community Development for purchases and redevelopment of foreclosed homes, the purchase and rehabilitation of abandoned or foreclosed homes, the demolition of blighted structures, and the redevelopment of demolished or vacant property within the City.

CalHome Program Fund - This fund was established to account for the funding from the California Department of Housing and Community Development for mortgage assistance and owner-occupied housing rehabilitation loans.

California Energy Conservation Program - This fund is funded by the Energy Efficiency and Conservation Block Grant to enable the City to pursue the City's LED streetlight retrofit, to develop and implement projects to improve energy efficiency and reduce energy use and fossil fuel emissions within the City.

San Marco CFD 2004-01 Fund - The receipts of this fund provide funding for the increased demand of police services in the San Marco subdivision of the Community Facilities District.

Solid Waste Fund - This fund has been established to finance City activities associated with AB 939 compliance such as the annual reporting of recycling programs, hazardous waste collection and the coordination of public education programs. In addition this fund finances the City's solid waste facility Local Enforcement Program (LEA) for permitting, inspection and enforcement of State regulations governing operational, closed and illegal landfills and refuse processing facilities. These revenues will also provide for litter abatement and other similar services to mitigate the impact on the City of Pittsburg associated with hosting the Material Recovery and Transfer Station (MRTS) which services the entire region. The Solid Waste Fund revenues are generated by a $1.50 surcharge on each ton of solid waste received at the Material Recovery and Transfer Station.

Vista Del Mar CFD 2005-2 Fund - The receipts of the fund provided funding for financing increasing demands for police services in and for the Vista Del Mar CFD 2005-2.

Public Safety Services CFD 2005-1 Fund - The receipts of this fund provide funding for financing increasing demands for public safety services within this Community Facilities District.

NON-MAJOR GOVERNMENTAL FUNDS, Continued

SPECIAL REVENUE FUNDS, Continued:

Park Maintenance CFD 2007-1 Fund - The receipts of this fund provide funding for financing increasing demands for park maintenance services within this Community Facilities District.

Cops Hiring Recovery Fund - This fund was established to account for Grants received from law enforcement agencies to create and preserve jobs and to increase their community policing capacity and crime-prevention efforts.

Pittsburg Arts & Community Foundation – This fund was created for an independent non-profit corporation set up to increase, support and encourage art, literacy, education, economic development, affordable housing, and other community resources and programs to benefit the City of Pittsburg and its residents.

Hillview Jr. High Athletic Field – This fund was established to account for Grants received from Measure WW for financing, construction and joint use of an athletic field at Hillview Junior High School with Pittsburg Unified School District.

Public, Education and Government Fees (PEG) – The City is given authority from California Public Utilities Code to levy State Franchise Holder. The revenue of this fund supports Public Education and Government (PEG) channel facilities.

Railroad Avenue Specific Area Plan – This fund was created to account for the funding and financing of facilities according to the Railroad Avenue Specific Plan.

Project Amenities Management Fund – This fund was created to account for continuous maintenance and management of various project amenities for Greystone Place such as stormwater treatment facilities, sanitary sewer lift stations, emergency vehicle access and gates.

Fire District CFD 2017-01 Fund – The funds will be used solely for supplemental services and facilities of the Fire District that benefited City of Pittsburg.

Golf Course Fund - This fund was established to account for revenues and expenditures associated with providing golfing facilities and services to our community.

DEBT SERVICE FUND:

Pension Obligations Fund accounts for the accumulation of resources for payment of principal, interest and related costs of the Pension Obligation Bonds long-term debt and for payments to the Contra Costa County Employees' Retirement Association for unfunded accrued pension obligations.

NON-MAJOR GOVERNMENTAL FUNDS, Continued

CAPITAL PROJECTS FUNDS:

Inclusionary Housing Fund - This fund was established to account for fees paid by developers in the form of "in-lieu" fees that would be used for the construction of affordable housing.

Traffic Impact Fair Share Fund - This fund was established to account for developer fees as a condition of development to mitigate future traffic impacts.

Kirker Creek Drainage Fees Fund - This fund was established to account for the drainage fees collected from developers to finance drainage improvement projects.

Traffic Mitigation Fund - Fees collected from developers are used by this fund to finance the capital improvement projects that mitigate the traffic impact.

Capital Improvement Fund – This fund accounts for most capital improvement projects in the City that have various funding sources. Revenues received from various sources are used for related project costs.

Park Dedication Fund - This fund was established to account for the fees collected from developers and used for design, development, construction of new park projects and the rehabilitation of existing parks.

Regional Traffic Mitigation Fund – This fund was established to account for the fees collected from new development in the City to support the regional transportation improvement projects through the Pittsburg Regional Transportation Development Impact Mitigation Fee ("PRTDIM") program.

Infrastructure Repair & Replacement – This fund was established to fund repair and capital improvement projects related to the City's infrastructure including streets, roads, parking lots and storm drains.

Community Capital Improvement - This fund was established to administer the Cooperative and Repayment Agreement between the Redevelopment Agency of the City of Pittsburg and the City of Pittsburg. The goal of this agreement is to utilize the City personnel and facilities more effectively to control the Agency's planning and administrative costs for redevelopment activities in the established redevelopment project areas.

Bailey Road Maintenance – This fund was created to account for surcharges collected from Keller Canyon Landfill Company to fund repair and maintenance of Bailey Road from Highway 4 to the Landfill entrance.

Gas Tax – Road Maintenance and Rehabilitation – This fund was created to account for SB1 Transportation funding.

Regional Freeway Security Fee – This fund was created for the new Freeway Security Network and provide staff support (City Engineering, Public Works, and the Police Department) to implement the process.



CITY OF PITTSBURG

Comprehensive Annual Financial Report

June 30, 2019

City of Pittsburg

Combining Balance Sheet

Non-Major Governmental Funds

June 30, 2019

	Special Revenue			
	Small Cities Grants	Gas Tax	Measure J Tax Fund	Lighting & Landscape
ASSETS				
Cash and investments	$ 8,523	$ 1,035,056	$ 613,234	$ 317,359
Restricted cash and investments	-	-	-	-
Receivables:				
Accounts	-	156,905	63,231	-
Loans/notes	1,389,643	-	-	-
Inventory	-	-	-	37,158
Prepaid items	-	-	-	1,878
Advance to other funds	-	-	-	-
Total Assets	$ 1,398,166	$ 1,191,961	$ 676,465	$ 356,395
LIABILITIES, DEFERRED INFLOWS OF RESOURCES AND FUND BALANCES				
Liabilities:				
Accounts payable	$ 6,000	$ 290,565	$ 294,961	$ 50,438
Refundable deposits	-	-	-	-
Loans payable - current	15,000	-	-	-
Unearned revenue	-	-	-	-
Due to other agencies	-	-	-	-
Due to other funds	-	-	-	-
Advance from other funds	-	-	-	-
Total Liabilities	21,000	290,565	294,961	50,438
Deferred inflows of resources:				
Unearned revenue	1,374,643	-	-	-
Total Deferred Inflows of Resources	1,374,643	-	-	-
Fund Balances:				
Nonspendable	-	-	-	39,036
Restricted	2,523	901,396	381,504	266,921
Committed	-	-	-	-
Assigned	-	-	-	-
Unassigned	-	-	-	-
Total Fund Balances (deficit)	2,523	901,396	381,504	305,957
Total Liabilities, Deferred Inflows of Resources and Fund Balances	$ 1,398,166	$ 1,191,961	$ 676,465	$ 356,395

Special Revenue							
Lighting & Landscape Oak Hills	Miscellaneous Grants	Assets Seizure	Marina Vista Field Replacement	Local Law Enforcement Block Grant	Southwest Pittsburg GHAD II	Southwest Pittsburg GHAD II Admin	
$ 35,967	$ 256,337	$ 16,074	$ 302,354	$ 69,828	$ 3,920,434	$ -	
-	-	-	-	-	-	-	
-	159,605	-	-	32,853	105,382	-	
-	-	-	-	-	-	-	
-	57,167	14,574	-	26,453	-	-	
-	-	-	-	-	-	-	
-	-	-	-	-	-	-	
$ 35,967	$ 473,109	$ 30,648	$ 302,354	$ 129,134	$ 4,025,816	$ -	
$ 260	$ 24,852	$ -	$ -	$ 52,228	$ 6,269	$ -	
-	-	12,488	-	-	1,220	-	
-	-	-	-	-	-	-	
-	272,085	-	-	33,954	-	-	
-	12,281	-	-	-	-	-	
-	106,724	-	-	16,500	-	-	
-	-	-	-	-	-	-	
260	415,942	12,488	-	102,682	7,489	-	
-	-	-	-	-	-	-	
-	-	-	-	-	-	-	
-	57,167	14,574	-	26,453	-	-	
35,707	-	-	-	-	4,018,327	-	
-	-	-	302,354	-	-	-	
-	-	3,586	-	-	-	-	
-	-	-	-	(1)	-	-	
35,707	57,167	18,160	302,354	26,452	4,018,327	-	
$ 35,967	$ 473,109	$ 30,648	$ 302,354	$ 129,134	$ 4,025,816	$ -	

(Continued)

City of Pittsburg

Combining Balance Sheet

Non-Major Governmental Funds

June 30, 2019

	Special Revenue			
	Storm Water Utility (NPDES)	HUD Community Development Block Grant	NSP Neighborhood Stabilization Program	CalHome Program
ASSETS				
Cash and investments	$ 159,783	$ -	$ 45,864	$ 149,297
Restricted cash and investments	-	-	-	-
Receivables:				
Accounts	453,354	449,387	-	-
Loans/notes	-	263,844	1,897,133	466,066
Inventory	1,829	-	-	-
Prepaid items	-	-	-	-
Advance to other funds	-	-	-	-
Total Assets	$ 614,966	$ 713,231	$ 1,942,997	$ 615,363
LIABILITIES, DEFERRED INFLOWS OF RESOURCES AND FUND BALANCES				
Liabilities:				
Accounts payable	$ 10,986	$ 56,646	$ -	$ -
Refundable deposits	-	-	-	-
Loans payable - current	-	116,813	-	-
Unearned revenue	-	-	-	-
Due to other agencies	-	-	-	-
Due to other funds	-	271,957	-	-
Advance from other funds	-	-	-	-
Total liabilities	10,986	445,416	-	-
Deferred inflows of resources:				
Unearned revenue	-	147,031	1,897,133	466,066
Total Deferred Inflows of Resources	-	147,031	1,897,133	466,066
Fund Balances:				
Nonspendable	1,829	-	-	-
Restricted	602,151	120,784	45,864	149,297
Committed	-	-	-	-
Assigned	-	-	-	-
Unassigned	-	-	-	-
Total fund balances (deficit)	603,980	120,784	45,864	149,297
Total Liabilities, Deferred Inflows of Resources and Fund Balances	$ 614,966	$ 713,231	$ 1,942,997	$ 615,363

	Special Revenue						
	California Energy Conservation Program	San Marco CFD 2004-01	Solid Waste	Vista Del Mar CFD 2005-2	Public Safety Services CFD 2005-1	Park Maintenance CFD 2007-1	Cops Hiring Recovery
	$ 4	$ 156,691	$ 270,231	$ 40,286	$ 80,837	$ -	$ -
	-	-	-	-	-	-	-
	-	-	169,962	-	-	38,233	-
	-	-	-	-	-	-	-
	-	-	534	-	-	-	-
	-	-	-	-	-	-	-
	-	-	-	-	-	-	-
	$ 4	$ 156,691	$ 440,727	$ 40,286	$ 80,837	$ 38,233	$ -
	$ -	$ 660	$ 74,175	$ -	$ 768	$ 825	$ -
	-	-	-	-	-	-	-
	-	-	-	-	-	-	-
	-	-	-	-	-	-	-
	-	-	-	-	-	-	-
	-	-	-	-	-	9,512	-
	-	-	-	-	-	-	-
	-	660	74,175	-	768	10,337	-
	-	-	-	-	-	-	-
	-	-	-	-	-	-	-
	-	-	534	-	-	-	-
	4	156,031	366,018	40,286	80,069	27,896	-
	-	-	-	-	-	-	-
	-	-	-	-	-	-	-
	-	-	-	-	-	-	-
	4	156,031	366,552	40,286	80,069	27,896	-
	$ 4	$ 156,691	$ 440,727	$ 40,286	$ 80,837	$ 38,233	$ -

(Continued)

City of Pittsburg

Combining Balance Sheet

Non-Major Governmental Funds

June 30, 2019

	Special Revenue			
	Pittsburg Arts & Community Foundation	Hillview Jr. High Athletic Field	Public, Education, and Government Fees (PEG)	Railroad Avenue Specific Area Plan
ASSETS				
Cash and investments	$ 171,347	$ 360,606	$ 708,995	$ -
Restricted cash and investments	-	-	-	-
Receivables:				
Accounts	23	816	4,582	-
Loans/notes	573,671	-	-	-
Inventory	169,682	-	-	-
Prepaid items	15,746	-	-	-
Advance to other funds	-	-	-	-
Total Assets	$ 930,469	$ 361,422	$ 713,577	$ -
LIABILITIES, DEFERRED INFLOWS OF RESOURCES AND FUND BALANCES				
Liabilities:				
Accounts payable	$ 26,368	$ -	$ -	$ -
Refundable deposits	24,700	-	-	-
Loans payable - current	-	-	-	-
Unearned revenue	6,715	-	-	-
Due to other agencies	-	-	-	-
Due to other funds	-	-	-	-
Advance from other funds	-	-	-	3,381,708
Total Liabilities	57,783	-	-	3,381,708
Deferred inflows of resources:				
Unearned revenue	573,671	-	-	-
Total Deferred Inflows of Resources	573,671	-	-	-
Fund Balances:				
Nonspendable	185,428	-	-	-
Restricted	113,587	-	-	-
Committed	-	361,422	713,577	-
Assigned	-	-	-	-
Unassigned	-	-	-	(3,381,708)
Total Fund Balances (deficit)	299,015	361,422	713,577	(3,381,708)
Total Liabilities, Deferred Inflows of Resources and Fund Balances	$ 930,469	$ 361,422	$ 713,577	$ -

Special Revenue			Debt Service	Capital Projects		
Project Amenities Management	Fire District CFD 2017-01	Golf Course	Pension Obligations	Inclusionary Housing	Traffic Impact Fair Share	Kirker Creek Drainage Fees
$ 49,218	$ 4,124	$ 968	$ 19,957	$ 404,014	$ 505,804	$ 383,360
-	-	-	3,016,603	-	-	-
-	-	-	-	-	-	-
-	-	-	-	-	-	-
-	-	-	-	-	-	-
-	-	-	-	-	-	-
-	-	-	-	-	-	-
$ 49,218	$ 4,124	$ 968	$ 3,036,560	$ 404,014	$ 505,804	$ 383,360
$ 360	$ 480	$ -	$ -	$ -	$ -	$ -
11,015	-	-	-	-	-	-
-	-	-	-	-	-	-
-	-	-	-	-	-	-
-	-	-	-	-	-	-
-	-	-	-	-	-	-
-	-	375,000	-	-	-	-
11,375	480	375,000	-	-	-	-
-	-	-	-	-	-	-
-	-	-	-	-	-	-
-	-	-	-	-	-	-
37,843	3,644	-	3,036,560	404,014	505,804	383,360
-	-	-	-	-	-	-
-	-	-	-	-	-	-
-	-	(374,032)	-	-	-	-
37,843	3,644	(374,032)	3,036,560	404,014	505,804	383,360
$ 49,218	$ 4,124	$ 968	$ 3,036,560	$ 404,014	$ 505,804	$ 383,360

(Continued)

City of Pittsburg

Combining Balance Sheet

Non-Major Governmental Funds

June 30, 2019

	Capital Projects			
	Traffic Mitigation	Capital Improvement	Park Dedication	Regional Traffic Mitigation
ASSETS				
Cash and investments	$ 1,881,684	$ 59,183	$ 770,365	$ 303,725
Restricted cash and investments	-	-	-	-
Receivables:				
Accounts	9,816	96,477	-	-
Loans/notes	-	-	-	-
Inventory	-	-	886	-
Prepaid items	5,000	-	-	-
Advance to other funds	-	-	-	3,381,708
Total assets	$ 1,896,500	$ 155,660	$ 771,251	$ 3,685,433
LIABILITIES, DEFERRED INFLOWS OF RESOURCES AND FUND BALANCES				
Liabilities:				
Accounts payable	$ 55,834	$ 2,873	$ 14,658	$ -
Refundable deposits	5,000	-	-	-
Loans payable - current	-	-	-	-
Unearned revenue	-	-	-	-
Due to other agencies	-	-	-	-
Due to other funds	-	-	-	-
Advance from other funds	-	-	-	-
Total Liabilities	60,834	2,873	14,658	-
Deferred inflows of resources:				
Unearned revenue	-	-	-	-
Total Deferred Inflows of Resources	-	-	-	-
Fund Balances:				
Nonspendable	5,000	-	886	-
Restricted	1,830,666	-	755,707	3,685,433
Committed	-	152,787	-	-
Assigned	-	-	-	-
Unassigned	-	-	-	-
Total Fund Balances (deficit)	1,835,666	152,787	756,593	3,685,433
Total Liabilities, Deferred Inflows of Resources and Fund Balances	$ 1,896,500	$ 155,660	$ 771,251	$ 3,685,433

Capital Projects						
Infrastructure Repair & Replacement	Community Capital Improvement	Bailey Road Maintenance	Gas Tax Road Maintenance & Rehabilitation	Regional Freeway Security Fee	Non-Major Governmental Funds
$ 365,480	$ -	$ 1,286,913	$ 297,161	$ -	$ 15,051,063
-	-	-	-	-	3,016,603
-	453,185	-	124,895	877,908	3,196,614
-	-	-	-	-	4,590,357
-	-	-	-	-	308,283
-	-	-	-	-	22,624
-	-	-	-	-	3,381,708
$ 365,480	$ 453,185	$ 1,286,913	$ 422,056	$ 877,908	$ 29,567,252
$ -	$ 8,852	$ -	$ 45,733	$ 835	$ 1,025,626
-	-	-	-	-	54,423
-	-	-	-	-	131,813
-	30,000	-	-	-	342,754
-	-	-	-	-	12,281
-	147,980	-	-	598,009	1,150,682
-	-	-	-	-	3,756,708
-	186,832	-	45,733	598,844	6,474,287
-	-	-	-	-	4,458,544
-	-	-	-	-	4,458,544
-	-	-	-	-	330,907
-	-	1,286,913	376,323	279,064	19,893,696
365,480	266,353	-	-	-	2,161,973
-	-	-	-	-	3,586
-	-	-	-	-	(3,755,741)
365,480	266,353	1,286,913	376,323	279,064	18,634,421
$ 365,480	$ 453,185	$ 1,286,913	$ 422,056	$ 877,908	$ 29,567,252

City of Pittsburg
Combining Statements of Revenues, Expenditures and Changes in Fund Balances
Non-Major Governmental Funds
For the year ended June 30, 2019

	Special Revenue			
	Small Cities Grants	Gas Tax	Measure J Tax Fund	Lighting & Landscape
REVENUES:				
Franchise tax	$ -	$ -	$ -	$ -
Other taxes	-	1,494,095	868,452	-
Intergovernmental revenues	-	67,681	426,882	-
Licenses, permits, and fees	-	-	-	-
Fines and forfeitures	-	-	-	-
Special assessments	-	-	-	2,896,398
Service fees	-	-	115	-
Use of money and property	39	23,781	-	5,376
Other revenues	35,154	-	237,097	7,935
Total Revenues	35,193	1,585,557	1,532,546	2,909,709
EXPENDITURES:				
Current:				
General government	-	-	-	24,880
City Manager and City Clerk	-	-	-	-
Human resources	-	-	-	-
Finance and services	-	-	-	-
Community services	119,246	-	205,093	-
Public safety	-	-	-	-
Public works - administration	-	-	-	-
Public works - streets	-	491,417	-	3,788,461
Capital outlay and improvements	-	-	870,471	-
Debt service:				
Principal retirement	-	-	-	-
Interest and fiscal charges	-	-	-	-
Total Expenditures	119,246	491,417	1,075,564	3,813,341
REVENUES OVER (UNDER) EXPENDITURES	(84,053)	1,094,140	456,982	(903,632)
OTHER FINANCING SOURCES (USES):				
Loss on sale of inventory	-	-	-	-
Transfers in	119,228	173,622	331,689	1,104,069
Transfers out	(28,475)	(1,159,490)	(749,645)	(113,318)
Total other financing sources (uses)	90,753	(985,868)	(417,956)	990,751
Net change in fund balances	6,700	108,272	39,026	87,119
FUND BALANCES (DEFICITS):				
Beginning of Year	(4,177)	793,124	342,478	218,838
End of Year	$ 2,523	$ 901,396	$ 381,504	$ 305,957

Special Revenue							
Lighting & Landscape Oak Hills	Miscellaneous Grants	Assets Seizure	Marina Vista Field Replacement	Local Law Enforcement Block Grant	Southwest Pittsburg GHAD II	Southwest Pittsburg GHAD II Admin
$ -	$ -	$ -	$ -	$ -	$ -	$ -
-	-	-	-	-	931,837	-
-	521,290	-	-	93,211	-	-
-	-	-	-	-	-	-
-	-	852	-	-	-	-
33,959	-	-	-	-	-	-
-	-	-	13,339	-	-	-
1,319	6,726	989	9,441	-	121,681	923
-	-	-	-	-	-	-
35,278	528,016	1,841	22,780	93,211	1,053,518	923
-	-	-	-	-	-	-
-	-	-	-	-	-	-
-	-	-	-	-	-	-
-	-	-	-	-	-	-
-	207,199	-	-	45,953	132,958	429,474
-	125,264	40,382	-	47,258	-	-
-	-	-	-	-	-	-
35,175	-	-	-	-	-	-
-	-	-	-	-	-	-
-	-	-	-	-	-	-
-	-	-	-	-	-	-
35,175	332,463	40,382	-	93,211	132,958	429,474
103	195,553	(38,541)	22,780	-	920,560	(428,551)
-	(4,641)	(1,300)	-	-	-	-
663	-	-	-	-	-	433,023
-	(195,552)	-	-	-	(656,023)	(4,472)
663	(200,193)	(1,300)	-	-	(656,023)	428,551
766	(4,640)	(39,841)	22,780	-	264,537	-
34,941	61,807	58,001	279,574	26,452	3,753,790	-
$ 35,707	$ 57,167	$ 18,160	$ 302,354	$ 26,452	$ 4,018,327	$ -

(Continued)

City of Pittsburg
Combining Statements of Revenues, Expenditures and Changes in Fund Balances
Non-Major Governmental Funds
For the year ended June 30, 2019

	Special Revenue			
	Storm Water Utility (NPDES)	HUD Community Development Block Grant	NSP Neighborhood Stabilization Program	CalHome Program
REVENUES:				
Franchise tax	$ -	$ -	$ -	$ -
Other taxes	832,731	-	-	-
Intergovernmental revenues	-	892,204	-	-
Licenses, permits, and fees	-	-	-	-
Fines and forfeitures	-	-	-	-
Special assessments	-	-	-	-
Service fees	-	-	-	-
Use of money and property	4,365	810	1,449	4,125
Other revenues	255	682	-	47,368
Total Revenues	837,351	893,696	1,449	51,493
EXPENDITURES:				
Current:				
General government	-	-	-	-
City Manager and City Clerk	-	-	-	-
Human resources	-	-	-	-
Finance and services	-	-	-	-
Community services	-	624,499	-	21,399
Public safety	-	-	-	-
Public works - administration	394,978	-	-	-
Public works - streets	457,047	-	-	-
Capital outlay and improvements	-	-	-	-
Debt service:				
Principal retirement	-	-	-	-
Interest and fiscal charges	-	-	-	-
Total Expenditures	852,025	624,499	-	21,399
REVENUES OVER (UNDER) EXPENDITURES	(14,674)	269,197	1,449	30,094
OTHER FINANCING SOURCES (USES):				
Loss on sale of inventory	-	-	-	-
Transfers in	100,000	28,475	-	-
Transfers out	(62,965)	(297,133)	-	-
Total other financing sources (uses)	37,035	(268,658)	-	-
Net change in fund balances	22,361	539	1,449	30,094
FUND BALANCES (DEFICITS):				
Beginning of Year	581,619	120,245	44,415	119,203
End of Year	$ 603,980	$ 120,784	$ 45,864	$ 149,297

Special Revenue							
California Energy Conservation Program	San Marco CFD 2004-01	Solid Waste	Vista Del Mar CFD 2005-2	Public Safety Services CFD 2005-1	Park Maintenance CFD 2007-1	Cops Hiring Recovery	
$ -	$ -	$ -	$ -	$ -	$ -	$ -	
-	-	-	333,323	482,436	-	-	
-	-	-	-	-	38,233	-	
-	-	626,794	-	-	-	-	
-	-	-	-	-	-	-	
-	974,229	-	-	-	87,329	-	
-	-	3,101	-	-	-	-	
-	3,292	6,986	1,309	2,537	916	-	
-	-	27	-	-	-	-	
-	977,521	636,908	334,632	484,973	126,478	-	
-	-	-	-	-	-	-	
-	-	-	-	-	-	-	
-	-	-	-	-	-	-	
-	-	-	-	-	-	-	
-	-	262,271	-	-	-	-	
-	4,433	192,730	690	5,159	-	-	
-	-	-	-	-	-	-	
-	-	-	-	-	71,040	-	
-	-	-	-	-	-	-	
66,627	-	-	-	-	-	-	
7,870	4,391	-	-	2,519	5,426	-	
74,497	8,824	455,001	690	7,678	76,466	-	
(74,497)	968,697	181,907	333,942	477,295	50,012	-	
-	-	-	-	-	-	-	
74,497	-	-	-	-	-	-	
-	(1,020,000)	(104,192)	(425,000)	(610,000)	-	-	
74,497	(1,020,000)	(104,192)	(425,000)	(610,000)	-	-	
-	(51,303)	77,715	(91,058)	(132,705)	50,012	-	
4	207,334	288,837	131,344	212,774	(22,116)	-	
$ 4	$ 156,031	$ 366,552	$ 40,286	$ 80,069	$ 27,896	$ -	

(Continued)

City of Pittsburg
Combining Statements of Revenues, Expenditures and Changes in Fund Balances
Non-Major Governmental Funds
For the year ended June 30, 2019

	Special Revenue			
	Pittsburg Arts & Community Foundation	Hillview Jr. High Athletic Field	Public, Education and Government Fees (PEG)	Railroad Avenue Specific Area Plan
REVENUES:				
Franchise tax	$ -	$ -	$ 153,610	$ -
Other taxes	-	-	-	-
Intergovernmental revenues	821	-	-	-
Licenses, permits, and fees	-	-	-	-
Fines and forfeitures	369	-	-	-
Special assessments	-	-	-	29,446
Service fees	160,209	53,754	-	-
Use of money and property	19,745	10,862	20,047	173
Other revenues	900,599	-	-	-
Total Revenues	1,081,743	64,616	173,657	29,619
EXPENDITURES:				
Current:				
General government	-	-	-	-
City Manager and City Clerk	-	-	-	-
Human resources	-	-	-	-
Finance and services	-	-	-	-
Community services	1,007,709	-	24,578	-
Public safety	-	-	-	-
Public works - administration	-	-	-	-
Public works - streets	-	-	-	-
Capital outlay and improvements	-	-	-	-
Debt service:				
Principal retirement	-	-	-	-
Interest and fiscal charges	-	-	-	81,319
Total Expenditures	1,007,709	-	24,578	81,319
REVENUES OVER (UNDER) EXPENDITURES	74,034	64,616	149,079	(51,700)
OTHER FINANCING SOURCES (USES):				
Loss on sale of inventory	-	-	-	-
Transfers in	-	-	-	-
Transfers out	-	-	-	-
Total other financing sources (uses)	-	-	-	-
Net change in fund balances	74,034	64,616	149,079	(51,700)
FUND BALANCES (DEFICITS):				
Beginning of Year	224,981	296,806	564,498	(3,330,008)
End of Year	$ 299,015	$ 361,422	$ 713,577	$ (3,381,708)

Special Revenue			Debt Service	Capital Projects		
Project Amenities Management	Fire District CFD 2017-01	Golf Course	Pension Obligations	Inclusionary Housing	Traffic Impact Fair Share	Kirker Creek Drainage Fees
$ -	$ -	$ -	$ -	$ -	$ -	$ -
-	-	-	-	-	-	-
-	-	-	-	-	-	-
-	-	-	-	-	-	335
-	-	-	-	-	-	-
25,219	5,229	-	-	-	-	-
-	-	-	4,425,976	-	-	-
1,315	56	8	70,715	12,759	15,974	12,293
-	8,196	915	-	-	-	-
26,534	13,481	923	4,496,691	12,759	15,974	12,628
-	-	-	-	-	-	-
-	-	-	-	-	-	-
-	-	-	-	-	-	-
-	-	-	317,538	-	-	-
15,322	1,835	7,699	-	-	-	-
-	-	-	-	-	-	-
-	-	-	-	-	-	-
-	-	-	-	-	-	-
-	-	-	-	-	-	2,906
	-					
-	-	-	2,160,000	-	-	-
-	-	-	1,880,687	-	-	-
15,322	1,835	7,699	4,358,225	-	-	2,906
11,212	11,646	(6,776)	138,466	12,759	15,974	9,722
-	-	-	-	-	-	-
-	-	7,701	-	-	-	-
-	-	-	-	-	-	(18,000)
-	-	7,701	-	-	-	(18,000)
11,212	11,646	925	138,466	12,759	15,974	(8,278)
26,631	(8,002)	(374,957)	2,898,094	391,255	489,830	391,638
$ 37,843	$ 3,644	$ (374,032)	$ 3,036,560	$ 404,014	$ 505,804	$ 383,360

(Continued)

City of Pittsburg
Combining Statements of Revenues, Expenditures and Changes in Fund Balances
Non-Major Governmental Funds
For the year ended June 30, 2019

	Capital Projects			
	Traffic Mitigation	Capital Improvement	Park Dedication	Regional Traffic Mitigation
REVENUES:				
Franchise tax	$ -	$ -	$ -	$ -
Other taxes	-	-	-	-
Intergovernmental revenues	-	115,242	-	-
Licenses, permits, and fees	1,443,301	-	58,160	-
Fines and forfeitures	-	-	-	-
Special assessments	-	-	-	-
Service fees	-	-	-	-
Use of money and property	58,669	1,046	32,803	100,092
Other revenues	9,816	36,680	-	-
Total Revenues	1,511,786	152,968	90,963	100,092
EXPENDITURES:				
Current:				
General government	-	-	-	-
City Manager and City Clerk	-	-	-	-
Human resources	-	-	-	-
Finance and services	-	-	-	-
Community services	-	-	-	-
Public safety	-	-	-	-
Public works - administration	-	-	-	-
Public works - streets	-	-	-	-
Capital outlay and improvements	2,270,891	308,325	488,758	17,176
Debt service:				
Principal retirement	-	-	-	-
Interest and fiscal charges	-	-	-	-
Total Expenditures	2,270,891	308,325	488,758	17,176
REVENUES OVER (UNDER) EXPENDITURES	(759,105)	(155,357)	(397,795)	82,916
OTHER FINANCING SOURCES (USES):				
Loss on sale of inventory	-	-	-	-
Transfers in	420,069	131,075	-	-
Transfers out	-	-	(131,354)	(420,069)
Total other financing sources (uses)	420,069	131,075	(131,354)	(420,069)
Net change in fund balances	(339,036)	(24,282)	(529,149)	(337,153)
FUND BALANCES (DEFICITS):				
Beginning of Year	2,174,702	177,069	1,285,742	4,022,586
End of Year	$ 1,835,666	$ 152,787	$ 756,593	$ 3,685,433

Capital Projects					
Infrastructure Repair & Replacement	Community Capital Improvement	Bailey Road Maintenance	Gas Tax Road Maintenance & Rehabilitation	Regional Freeway Security Fee	Total Non-Major Governmental Funds
$ -	$ -	$ -	$ -	$ -	$ 153,610
-	-	-	-	-	4,942,874
-	402,645	-	1,306,615	-	3,864,824
-	-	99,975	-	-	2,228,565
-	-	-	-	-	1,221
-	-	-	-	-	4,051,809
-	60,706	-	-	-	4,717,200
14,783	6,887	38,965	19,094	-	632,350
-	-	-	-	1,326,908	2,611,632
14,783	470,238	138,940	1,325,709	1,326,908	23,204,085
-	-	-	-	-	24,880
-	-	-	-	-	-
-	-	-	-	-	-
-	-	-	-	-	317,538
16,691	600,121	-	-	-	3,722,047
-	-	-	-	1,343,272	1,759,188
-	-	-	-	-	394,978
-	-	-	1,401,145	-	6,244,285
-	-	-	-	-	3,958,527
-	-	-	-	-	2,226,627
-	-	-	-	-	1,982,212
16,691	600,121	-	1,401,145	1,343,272	20,630,282
(1,908)	(129,883)	138,940	(75,436)	(16,364)	2,573,803
-	-	-	-	-	(5,941)
-	69,706	-	212,140	-	3,205,957
(131,075)	(98,000)	-	-	-	(6,224,763)
(131,075)	(28,294)	-	212,140	-	(3,024,747)
(132,983)	(158,177)	138,940	136,704	(16,364)	(450,944)
498,463	424,530	1,147,973	$239,619	$295,428	19,085,365
$ 365,480	$ 266,353	$ 1,286,913	$ 376,323	$ 279,064	$ 18,634,421

City of Pittsburg
Combining Schedule of Revenues, Expenditures and Changes in Fund Balances - Budget and Actual
Non-Major Governmental Funds
For the year ended June 30, 2019

	SPECIAL REVENUE					
	SMALL CITIES GRANTS			GAS TAX		
	Final Budget	Actual	Variance Positive (Negative)	Final Budget	Actual	Variance Positive (Negative)
REVENUES:						
Franchise tax	$ -	$ -	$ -	$ -	$ -	$ -
Other taxes	-	-	-	1,510,163	1,494,095	(16,068)
Intergovernmental revenues	-	-	-		67,681	67,681
Licenses, permits, and fees	-	-	-	-	-	-
Fines and forfeitures	-	-	-	-	-	-
Special assessments	-	-	-	-	-	-
Service fees			-	-	-	-
Use of money and property	-	39	39	8,707	23,781	15,074
Other revenues	-	35,154	35,154	-	-	-
Total revenues	-	35,193	35,193	1,518,870	1,585,557	66,687
EXPENDITURES:						
Current:						
General government	-	-	-	-	-	-
City Manager and City Clerk	-	-	-	-	-	-
Human resources	-	-	-	-	-	-
Finance	-	-	-	-	-	-
Community services	180,399	119,246	61,153	-	-	-
Public safety	-	-	-	-	-	-
Public works - administration	-	-	-	-	-	-
Public works - streets	-	-	-	1,935,466	491,417	1,444,049
Capital outlay and improvements	-	-	-	-	-	-
Debt service:						
Principal retirement	-	-	-	-	-	-
Interest and fiscal charges	-	-	-	-	-	-
Total expenditures	180,399	119,246	61,153	1,935,466	491,417	1,444,049
REVENUES OVER (UNDER) EXPENDITURES	(180,399)	(84,053)	96,346	(416,596)	1,094,140	1,510,736
OTHER FINANCING SOURCES (USES):						
Proceeds from sale of capital assets	-	-	-	-	-	-
Transfers in	180,399	119,228	(61,171)	173,816	173,622	(194)
Transfers out	-	(28,475)	(28,475)	(1,369,576)	(1,159,490)	210,086
Total other financing sources (uses)	180,399	90,753	(89,646)	(1,195,760)	(985,868)	209,892
Net change in fund balances	$ -	6,700	$ 6,700	$ (1,612,356)	108,272	$ 1,720,628
FUND BALANCES (DEFICITS):						
Beginning of year		(4,177)			793,124	
End of year		$ 2,523			$ 901,396	

SPECIAL REVENUE									
MEASURE J TAX			LIGHTING AND LANDSCAPE			LIGHTING AND LANDSCAPING OAK HILL		
Final Budget	Actual	Variance Positive (Negative)	Final Budget	Actual	Variance Positive (Negative)	Final Budget	Actual	Variance Positive (Negative)
$ -	$ -	$ -	$ -	$ -	$ -	$ -	$ -	$ -
868,198	868,452	254	-	-	-	-	-	-
4,935,662	426,882	(4,508,780)	-	-	-	-	-	-
-	-	-	-	-	-	-	-	-
-	-	-	-	-	-	-	-	-
-	-	-	2,896,398	2,896,398	-	33,959	33,959	-
-	115	115	-	-	-	-	-	-
-	-	-	1,400	5,376	3,976	-	1,319	1,319
295,097	237,097	(58,000)	5,981	7,935	1,954	-	-	-
6,098,957	1,532,546	(4,566,411)	2,903,779	2,909,709	5,930	33,959	35,278	1,319
-	-	-	38,212	24,880	13,332	-	-	-
-	-	-	-	-	-	-	-	-
-	-	-	-	-	-	-	-	-
-	-	-	-	-	-	-	-	-
1,265,530	205,093	1,060,437	-	-	-	-	-	-
-	-	-	-	-	-	-	-	-
-	-	-	-	-	-	-	-	-
-	-	-	3,996,373	3,788,461	207,912	35,175	35,175	-
4,695,144	870,471	3,824,673	-	-	-	-	-	-
-	-	-	-	-	-	-	-	-
-	-	-		-	-	-	-	-
5,960,674	1,075,564	4,885,110	4,034,585	3,813,341	221,244	35,175	35,175	-
138,283	456,982	318,699	(1,130,806)	(903,632)	227,174	(1,216)	103	1,319
-	-	-	-	-	-	-	-	-
396,053	331,689	(64,364)	1,104,070	1,104,069	(1)	663	663	-
(749,645)	(749,645)	-	(113,321)	(113,318)	3	-	-	-
(353,592)	(417,956)	(64,364)	990,749	990,751	2	663	663	-
$ (215,309)	39,026	$ 254,335	$ (140,057)	87,119	$ 227,176	$ (553)	766	$ 1,319
	342,478			218,838			34,941	
	$ 381,504			$ 305,957			$ 35,707	

(Continued)

City of Pittsburg
Combining Schedule of Revenues, Expenditures and Changes in Fund Balances - Budget and Actual
Non-Major Governmental Funds
For the year ended June 30, 2019

	SPECIAL REVENUE					
	MISCELLANEOUS GRANTS			ASSETS SEIZURE		
	Final Budget	Actual	Variance Positive (Negative)	Final Budget	Actual	Variance Positive (Negative)
REVENUES:						
Franchise tax	$ -	$ -	$ -	$ -	$ -	$ -
Other taxes	-	-	-	-	-	-
Intergovernmental revenues	805,832	521,290	(284,542)	-	-	-
Licenses, permits, and fees	-	-	-	-	-	-
Fines and forfeitures	-	-	-	-	852	852
Special assessments	-	-	-	-	-	-
Service fees	-	-	-	-	-	-
Use of money and property	4,762	6,726	1,964	-	989	989
Other revenues	5,000	-	(5,000)	-	-	-
Total revenues	815,594	528,016	(287,578)	-	1,841	1,841
EXPENDITURES:						
Current:						
General government	-	-	-	-	-	-
City Manager and City Clerk	-	-	-	-	-	-
Human resources	10,000	-	10,000	-	-	-
Finance	-	-	-	-	-	-
Community services	283,311	207,199	76,112	-	-	-
Public safety	380,634	125,264	255,370	-	40,382	(40,382)
Public works - administration	-	-	-	-	-	-
Public works - streets	-	-	-	-	-	-
Capital outlay and improvements	-	-	-	-	-	-
Debt service:						
Principal retirement	-	-	-	-	-	-
Interest and fiscal charges	-	-	-	-	-	-
Total expenditures	673,945	332,463	341,482	-	40,382	(40,382)
REVENUES OVER (UNDER) EXPENDITURES	141,649	195,553	53,904	-	(38,541)	(38,541)
OTHER FINANCING SOURCES (USES):						
Proceeds from sale of capital assets	-	(4,641)	-	-	(1,300)	-
Transfers in	-	-	-	-	-	-
Transfers out	(283,207)	(195,552)	87,655	-	-	-
Total other financing sources (uses)	(283,207)	(200,193)	87,655	-	(1,300)	-
Net change in fund balances	$ (141,558)	(4,640)	$ 141,559	$ -	(39,841)	$ (38,541)
FUND BALANCES (DEFICITS):						
Beginning of year		61,807			58,001	
End of year		$ 57,167			$ 18,160	

SPECIAL REVENUE									
MARINA VISTA FIELD REPLACEMENT			LOCAL LAW ENFORCEMENT BLOCK GRANT			SOUTHWEST PITTSBURG GHAD II		
Final Budget	Actual	Variance Positive (Negative)	Final Budget	Actual	Variance Positive (Negative)	Final Budget	Actual	Variance Positive (Negative)
$ -	$ -	$ -	$ -	$ -	$ -	$ -	$ -	$ -
-	-	-	-	-	-	901,700	931,837	30,137
-	-	-	103,005	93,211	(9,794)	-	-	-
-	-	-	-	-	-	-	-	-
-	-	-	-	-	-	-	-	-
-	-	-	-	-	-	-	-	-
29,400	13,339	(16,061)	-	-	-	-	-	-
-	9,441	9,441	-	-	-	46,000	121,681	75,681
-	-	-	-	-	-	-	-	-
29,400	22,780	(6,620)	103,005	93,211	(9,794)	947,700	1,053,518	105,818
-	-	-	-	-	-	-	-	-
-	-	-	-	-	-	-	-	-
-	-	-	-	-	-	-	-	-
-	-	-	-	-	-	-	-	-
-	-	-	82,006	45,953	36,053	175,057	132,958	42,099
-	-	-	47,854	47,258	596	-	-	-
-	-	-	-	-	-	-	-	-
-	-	-	-	-	-	-	-	-
-	-	-	-	-	-	-	-	-
-	-	-	-	-	-	-	-	-
-	-	-	-	-	-	-	-	-
-	-	-	129,860	93,211	36,649	175,057	132,958	42,099
29,400	22,780	(6,620)	(26,855)	-	26,855	772,643	920,560	147,917
-	-	-	-	-	-	-	-	-
-	-	-	-	-	-		-	-
-	-	-	-	-	-	(676,469)	(656,023)	20,446
-	-	-	-	-	-	(676,469)	(656,023)	20,446
$ 29,400	22,780	$ (6,620)	$ (26,855)	-	$ 26,855	$ 96,174	264,537	$ 168,363
	279,574			26,452			3,753,790	
	$ 302,354			$ 26,452			$ 4,018,327	

(Continued)

City of Pittsburg
Combining Schedule of Revenues, Expenditures and Changes in Fund Balances - Budget and Actual
Non-Major Governmental Funds
For the year ended June 30, 2019

	SPECIAL REVENUE					
	SOUTHWEST PITTSBURG GHAD II ADMIN			STORM WATER UTILITY NPDES		
	Final Budget	Actual	Variance Positive (Negative)	Final Budget	Actual	Variance Positive (Negative)
REVENUES:						
Franchise tax	$ -	$ -	$ -	$ -	$ -	$ -
Other taxes	-	-	-	1,117,359	832,731	(284,628)
Intergovernmental revenues	-	-	-	-	-	-
Licenses, permits, and fees	-	-	-	-	-	-
Fines and forfeitures	-	-	-	-	-	-
Special assessments	-	-	-	-	-	-
Service fees	-	-	-	-	-	-
Use of money and property	-	923	923	3,065	4,365	1,300
Other revenues	-	-	-	14,400	255	(14,145)
Total revenues	-	923	923	1,134,824	837,351	(297,473)
EXPENDITURES:						
Current:						
General government		-	-	65,379	11,246	54,133
City Manager and City Clerk	-	-	-	-	-	-
Human resources	-	-	-	-	-	-
Finance	-	-	-	-	-	-
Community services	448,997	429,474	19,523	-	-	-
Public safety	-	-	-	-	-	-
Public works - administration	-	-	-	576,541	383,732	192,809
Public works - streets	-	-	-	568,298	457,047	111,251
Capital outlay and improvements	-	-	-	-	-	-
Debt service:						
Principal retirement	-	-	-	-	-	-
Interest and fiscal charges	-	-	-	-	-	-
Total expenditures	448,997	429,474	19,523	1,210,218	852,025	358,193
REVENUES OVER (UNDER) EXPENDITURES	(448,997)	(428,551)	20,446	(75,394)	(14,674)	60,720
OTHER FINANCING SOURCES (USES):						
Proceeds from sale of capital assets	-	-	-	-	-	-
Transfers in	453,469	433,023	(20,446)	100,000	100,000	-
Transfers out	(4,472)	(4,472)	-	(62,965)	(62,965)	-
Total other financing sources (uses)	448,997	428,551	(20,446)	37,035	37,035	-
Net change in fund balances	$ -	-	$ -	$ (38,359)	22,361	$ 60,720
FUND BALANCES (DEFICITS):						
Beginning of year		-			581,619	
End of year		$ -			$ 603,980	

SPECIAL REVENUE									
HUD COMMUNITY DEVELOPMENT BLOCK GRANT			NSP NEIGHBORHOOD STABILIZATION PROGRAM			CALHOME PROGRAM		
Final Budget	Actual	Variance Positive (Negative)	Final Budget	Actual	Variance Positive (Negative)	Final Budget	Actual	Variance Positive (Negative)
$ -	$ -	$ -	$ -	$ -	$ -	$ -	$ -	$ -
-	-	-	-	-	-	-	-	-
999,474	892,204	(107,270)	-	-	-	-	-	-
-	-	-	-	-	-	-	-	-
-	-	-	-	-	-	-	-	-
-	-	-	-	-	-	-	-	-
-	-	-	-	-	-	-	-	-
-	810	810	-	1,449	1,449	900	4,125	3,225
-	682	682	-	-	-	-	47,368	47,368
999,474	893,696	(105,778)	-	1,449	1,449	900	51,493	50,593
-	-	-	-	-	-	-	-	-
-	-	-	-	-	-	-	-	-
-	-	-	-	-	-	-	-	-
-	-	-	-	-	-	-	-	-
544,028	624,499	(80,471)	-	-	-	45,000	21,399	23,601
-	-	-	-	-	-	-	-	-
-	-	-	-	-	-	-	-	-
-	-	-	-	-	-	-	-	-
101,541	-	101,541	-	-	-	-	-	-
-	-	-	-	-	-	-	-	-
-	-	-	-	-	-	-	-	-
645,569	624,499	21,070	-	-	-	45,000	21,399	23,601
353,905	269,197	(84,708)	-	1,449	1,449	(44,100)	30,094	74,194
-	-	-	-	-	-	-	-	-
-	28,475	28,475	-	-	-	-	-	-
(358,304)	(297,133)	61,171	-	-	-	-	-	-
(358,304)	(268,658)	89,646	-	-	-	-	-	-
$ (4,399)	539	$ 4,938	$ -	1,449	$ 1,449	$ (44,100)	30,094	$ 74,194
	120,245			44,415			119,203	
	$ 120,784			$ 45,864			$ 149,297	

(Continued)

City of Pittsburg
Combining Schedule of Revenues, Expenditures and Changes in Fund Balances - Budget and Actual
Non-Major Governmental Funds
For the year ended June 30, 2019

	SPECIAL REVENUE					
	CALIFORNIA ENERGY CONSERVATION PROGRAM			SAN MARCO CFD 2004-1		
	Final Budget	Actual	Variance Positive (Negative)	Final Budget	Actual	Variance Positive (Negative)
REVENUES:						
Franchise tax	$ -	$ -	$ -	$ -	$ -	$ -
Other taxes	-	-	-	-	-	-
Intergovernmental revenues	-	-	-	-	-	-
Licenses, permits, and fees	-	-	-	-	-	-
Fines and forfeitures	-	-	-	-	-	-
Special assessments	-	-	-	974,281	974,229	(52)
Service fees	-	-	-	-	-	-
Use of money and property	-	-	-	1,260	3,292	2,032
Other revenues	-	-	-	-	-	-
Total revenues	-	-	-	975,541	977,521	1,980
EXPENDITURES:						
Current:						
General government	-	-	-	-	-	-
City Manager and City Clerk	-	-	-	-	-	-
Human resources	-	-	-	-	-	-
Finance	-	-	-	-	-	-
Community services	-	-	-	-	-	-
Public safety	-	-	-	5,200	4,433	767
Public works - administration	-	-	-	-	-	-
Public works - streets	-	-	-	-	-	-
Capital outlay and improvements	-	-	-	-	-	-
Debt service:						
Principal retirement	66,627	66,627	-	-	-	-
Interest and fiscal charges	7,871	7,870	1	9,200	4,391	4,809
Total expenditures	74,498	74,497	1	14,400	8,824	5,576
REVENUES OVER (UNDER) EXPENDITURES	(74,498)	(74,497)	1	961,141	968,697	7,556
OTHER FINANCING SOURCES (USES):						
Proceeds from sale of capital assets	-	-	-	-	-	-
Transfers in	74,500	74,497	(3)	-	-	-
Transfers out	-	-	-	(1,020,000)	(1,020,000)	-
Total other financing sources (uses)	74,500	74,497	(3)	(1,020,000)	(1,020,000)	-
Net change in fund balances	$ 2	-	$ (2)	$ (58,859)	(51,303)	$ 7,556
FUND BALANCES (DEFICITS):						
Beginning of year		4			207,334	
End of year		$ 4			$ 156,031	

SPECIAL REVENUE									
SOLID WASTE			VISTA DEL MAR CFD 2005-2			PUBLIC SAFETY CFD 2005-1			
Final Budget	Actual	Variance Positive (Negative)	Final Budget	Actual	Variance Positive (Negative)	Final Budget	Actual	Variance Positive (Negative)
$ -	$ -	$ -	$ -	$ -	$ -	$ -	$ -	$ -
-	-	-	333,323	333,323	-	482,436	482,436	-
-	-	-	-	-	-	-	-	-
600,077	626,794	26,717	-	-	-	-	-	-
-	-	-	-	-	-	-	-	-
-	-	-	-	-	-	-	-	-
1,666	3,101	1,435	-	-	-	-	-	-
2,000	6,986	4,986	70	1,309	1,239	1,540	2,537	997
-	27	27	-	-	-	-	-	-
603,743	636,908	33,165	333,393	334,632	1,239	483,976	484,973	997
-	-	-	-	-	-	-	-	-
-	-	-	-	-	-	-	-	-
-	-	-	-	-	-	-	-	-
-	-	-	-	-	-	-	-	-
301,791	262,271	39,520	-	-	-	-	-	-
217,657	192,730	24,927	1,050	690	360	5,175	5,159	16
-	-	-	-	-	-	-	-	-
-	-	-	-	-	-	-	-	-
-	-	-	-	-	-	-	-	-
-	-	-	-	-	-	-	-	-
-	-	-		-	-	9,200	2,519	6,681
519,448	455,001	64,447	1,050	690	360	14,375	7,678	6,697
84,295	181,907	97,612	332,343	333,942	1,599	469,601	477,295	7,694
-	-	-	-	-	-	-	-	-
-	-	-	-	-	-	-	-	-
(104,192)	(104,192)	-	(425,000)	(425,000)	-	(610,000)	(610,000)	-
(104,192)	(104,192)	-	(425,000)	(425,000)	-	(610,000)	(610,000)	-
$ (19,897)	77,715	$ 97,612	$ (92,657)	(91,058)	$ 1,599	$ (140,399)	(132,705)	$ 7,694
	288,837			131,344			212,774	
	$ 366,552			$ 40,286			$ 80,069	

(Continued)

City of Pittsburg
Combining Schedule of Revenues, Expenditures and Changes in Fund Balances - Budget and Actual
Non-Major Governmental Funds
For the year ended June 30, 2019

	SPECIAL REVENUE					
	PARK MAINTENANCE CFD 2007-1			COPS HIRING RECOVERY		
	Final Budget	Actual	Variance Positive (Negative)	Final Budget	Actual	Variance Positive (Negative)
REVENUES:						
Franchise tax	$ -	$ -	$ -	$ -	$ -	$ -
Other taxes	-	-	-	-	-	-
Intergovernmental revenues	30,000	38,233	8,233	-	-	-
Licenses, permits, and fees	-	-	-	-	-	-
Fines and forfeitures	-	-	-	-	-	-
Special assessments	80,355	87,329	6,974	-	-	-
Service fees	-	-	-	-	-	-
Use of money and property	150	916	766	-	-	-
Other revenues	-	-	-	-	-	-
Total revenues	110,505	126,478	15,973	-	-	-
EXPENDITURES:						
Current:						
General government	-	-	-	-	-	-
City Manager and City Clerk	-	-	-	-	-	-
Human resources	-	-	-	-	-	-
Finance	-	-	-	-	-	-
Community services	-	-	-	-	-	-
Public safety	-	-	-	-	-	-
Public works - administration	-	-	-	-	-	-
Public works - streets	68,817	71,040	(2,223)	-	-	-
Capital outlay and improvements	-	-	-	-	-	-
Debt service:						
Principal retirement	-	-	-	-	-	-
Interest and fiscal charges	6,200	5,426	774	-	-	-
Total expenditures	75,017	76,466	(1,449)	-	-	-
REVENUES OVER (UNDER) EXPENDITURES	35,488	50,012	14,524	-	-	-
OTHER FINANCING SOURCES (USES):						
Proceeds from sale of capital assets	-	-	-	-	-	-
Transfers in	-	-	-	-	-	-
Transfers out	-	-	-	-	-	-
Total other financing sources (uses)	-	-	-	-	-	-
Net change in fund balances	$ 35,488	50,012	$ 14,524	$ -	-	$ -
FUND BALANCES (DEFICITS):						
Beginning of year		(22,116)			-	
End of year		$ 27,896			$ -	

SPECIAL REVENUE									
PITTSBURG ARTS & COMMUNITY FOUNDATION			HILLVIEW JR. HIGH ATHLETIC FIELD			PUBLIC, EDUCATION, AND GOVERNMENT FEES (PEG)			
Final Budget	Actual	Variance Positive (Negative)	Final Budget	Actual	Variance Positive (Negative)	Final Budget	Actual	Variance Positive (Negative)	
$ -	$ -	$ -	$ -	$ -	$ -	$ 163,000	$ 153,610	$ (9,390)	
-	-	-	-	-	-	-	-	-	
-	821	821	-	-	-	-	-	-	
-	-	-	-	-	-	-	-	-	
-	369	369	-	-	-	-	-	-	
-	-	-	-	-	-	-	-	-	
192,400	160,209	(32,191)	52,500	53,754	1,254	-	-	-	
22,000	19,745	(2,255)	-	10,862	10,862	2,600	20,047	17,447	
534,689	900,599	365,910	-	-	-	-	-	-	
749,089	1,081,743	332,654	52,500	64,616	12,116	165,600	173,657	8,057	
-	-	-	-	-	-	-	-	-	
-	-	-	-	-	-	-	-	-	
-	-	-	-	-	-	-	-	-	
-	-	-	-	-	-	-	-	-	
1,011,274	1,007,709	3,565	-	-	-	126,000	24,578	101,422	
-	-	-	-	-	-	-	-	-	
-	-	-	-	-	-	-	-	-	
-	-	-	-	-	-	-	-	-	
-	-	-	-	-	-	-	-	-	
-	-	-	-	-	-	-	-	-	
-	-	-	-	-	-	-	-	-	
1,011,274	1,007,709	3,565	-	-	-	126,000	24,578	101,422	
(262,185)	74,034	336,219	52,500	64,616	12,116	39,600	149,079	109,479	
-	-	-	-	-	-	-	-	-	
-	-	-	-	-	-	-	-	-	
-	-	-	-	-	-	-	-	-	
-	-	-	-	-	-	-	-	-	
$ (262,185)	74,034	$ 336,219	$ 52,500	64,616	$ 12,116	$ 39,600	149,079	$ 109,479	
	224,981			296,806			564,498		
	$ 299,015			$ 361,422			$ 713,577		

(Continued)

City of Pittsburg
Combining Schedule of Revenues, Expenditures and Changes in Fund Balances - Budget and Actual
Non-Major Governmental Funds
For the year ended June 30, 2019

	SPECIAL REVENUE					
	RAILROAD AVENUE SPECIFIC AREA PLAN			PROJECT AMENITIES MANAGEMENT		
	Final Budget	Actual	Variance Positive (Negative)	Final Budget	Actual	Variance Positive (Negative)
REVENUES:						
Franchise tax	$ -	$ -	$ -	$ -	$ -	$ -
Other taxes	-	-	-	-	-	-
Intergovernmental revenues	-	-	-	-	-	-
Licenses, permits, and fees	-	-	-	-	-	-
Fines and forfeitures	-	-	-	-	-	-
Special assessments	15,000	29,446	14,446	25,219	25,219	-
Service fees	-	-	-	-	-	-
Use of money and property	-	173	173	70	1,315	1,245
Other revenues	-	-	-	-	-	-
Total revenues	15,000	29,619	14,619	25,289	26,534	1,245
EXPENDITURES:						
Current:						
General government	-	-	-	-	-	-
City Manager and City Clerk	-	-	-	-	-	-
Human resources	-	-	-	-	-	-
Finance	-	-	-	-	-	-
Community services	-	-	-	6,500	15,322	(8,822)
Public safety	-	-	-	-	-	-
Public works - administration	-	-	-	-	-	-
Public works - streets	-	-	-	-	-	-
Capital outlay and improvements	-	-	-	-	-	-
Debt service:						
Principal retirement	-	-	-	-	-	-
Interest and fiscal charges	-	81,319	(81,319)	-	-	-
Total expenditures	-	81,319	(81,319)	6,500	15,322	(8,822)
REVENUES OVER (UNDER) EXPENDITURES	15,000	(51,700)	(66,700)	18,789	11,212	(7,577)
OTHER FINANCING SOURCES (USES):						
Proceeds from sale of capital assets	-	-	-	-	-	-
Transfers in	-	-	-	-	-	-
Transfers out	-	-	-	-	-	-
Total other financing sources (uses)	-	-	-	-	-	-
Net change in fund balances	$ 15,000	(51,700)	$ (66,700)	$ 18,789	11,212	$ (7,577)
FUND BALANCES (DEFICITS):						
Beginning of year		(3,330,008)			26,631	
End of year		$ (3,381,708)			$ 37,843	

SPECIAL REVENUE						DEBT SERVICE FUND		
FIRE DISTRICT CFD 2017-01			GOLF COURSE			PENSION OBLIGATION		
Final Budget	Actual	Variance Positive (Negative)	Final Budget	Actual	Variance Positive (Negative)	Final Budget	Actual	Variance Positive (Negative)
$ -	$ -	$ -	$ -	$ -	$ -	$ -	$ -	$ -
-	-	-	-	-	-	-	-	-
-	-	-	-	-	-	-	-	-
-	-	-	-	-	-	-	-	-
-	-	-	-	-	-	-	-	-
-	5,229	5,229	-	-	-	-	-	-
-	-	-	-	-	-	4,425,976	4,425,976	-
-	56	56	-	8	8	1,300	70,715	69,415
-	8,196	8,196	-	915	915	-	-	-
-	13,481	13,481	-	923	923	4,427,276	4,496,691	69,415
-	-	-	-	-	-	-	-	-
-	-	-	-	-	-	-	-	-
-	-	-	-	-	-	317,538	317,538	-
-	-	-	-	-	-	-	-	-
-	-	-	12,700	7,699	5,001	-	-	-
4,515	1,835	2,680	-	-	-	-	-	-
-	-	-	-	-	-	-	-	-
-	-	-	-	-	-	-	-	-
-	-	-	-	-	-	-	-	-
-	-	-	-	-	-	2,227,980	2,160,000	67,980
-	-	-	-	-	-	1,880,458	1,880,687	(229)
4,515	1,835	2,680	12,700	7,699	5,001	4,425,976	4,358,225	67,751
(4,515)	11,646	16,161	(12,700)	(6,776)	5,924	1,300	138,466	137,166
-	-	-	-	-	-	-	-	-
-	-	-	7,701	7,701	-	-	-	-
-	-	-	-	-	-	-	-	-
-	-	-	7,701	7,701	-	-	-	-
$ (4,515)	11,646	$ 16,161	$ (4,999)	925	$ 5,924	$ 1,300	138,466	$ 137,166
	(8,002)			(374,957)			2,898,094	
	$ 3,644			$ (374,032)			$ 3,036,560	

(Continued)

City of Pittsburg
Combining Schedule of Revenues, Expenditures and Changes in Fund Balances - Budget and Actual
Non-Major Governmental Funds
For the year ended June 30, 2019

	CAPITAL PROJECTS					
	INCLUSIONARY HOUSING			TRAFFIC IMPACT FAIR SHARE		
	Final Budget	Actual	Variance Positive (Negative)	Final Budget	Actual	Variance Positive (Negative)
REVENUES:						
Franchise tax	$ -	$ -	$ -	$ -	$ -	$ -
Other taxes	-	-	-	-	-	-
Intergovernmental revenues	-	-	-	-	-	-
Licenses, permits, and fees	-	-	-	-	-	-
Fines and forfeitures	-	-	-	-	-	-
Special assessments	-	-	-	-	-	-
Service fees	-	-	-	-	-	-
Use of money and property	-	12,759	12,759	-	15,974	15,974
Other revenues	-	-	-	-	-	-
Total revenues	-	12,759	12,759	-	15,974	15,974
EXPENDITURES:						
Current:						
General government	-	-	-	-	-	-
City Manager and City Clerk	-	-	-	-	-	-
Human resources	-	-	-	-	-	-
Finance	-	-	-	-	-	-
Community services	-	-	-	-	-	-
Public safety	-	-	-	-	-	-
Public works - administration	-	-	-	-	-	-
Public works - streets	-	-	-	-	-	-
Capital outlay and improvements	-	-	-	-	-	-
Debt service:						
Principal retirement	-	-	-	-	-	-
Interest and fiscal charges	-	-	-	-	-	-
Total expenditures	-	-	-	-	-	-
REVENUES OVER (UNDER) EXPENDITURES	-	12,759	12,759	-	15,974	15,974
OTHER FINANCING SOURCES (USES):						
Proceeds from sale of capital assets	-	-	-	-	-	-
Transfers in	-	-	-	-	-	-
Transfers out	-	-	-	-	-	-
Total other financing sources (uses)	-	-	-	-	-	-
Net change in fund balances	$ -	12,759	$ 12,759	$ -	15,974	$ 15,974
FUND BALANCES (DEFICITS):						
Beginning of year		391,255			489,830	
End of year		$ 404,014			$ 505,804	

CAPITAL PROJECTS

KIRKER CREEK DRAINAGE FEES			TRAFFIC MITIGATION			CAPITAL IMPROVEMENT		
Final Budget	Actual	Variance Positive (Negative)	Final Budget	Actual	Variance Positive (Negative)	Final Budget	Actual	Variance Positive (Negative)
$ -	$ -	$ -	$ -	$ -	$ -	$ -	$ -	$ -
-	-	-	-	-	-	-	-	-
-	-	-	-	-	-	1,479,310	115,242	(1,364,068)
-	335	335	125,000	1,443,301	1,318,301	-	-	-
-	-	-	-	-	-	-	-	-
-	-	-	-	-	-	-	-	-
-	-	-	-	-	-	-	-	-
-	12,293	12,293	-	58,669	58,669	-	1,046	1,046
-	-	-	4,099,015	9,816	(4,089,199)	-	36,680	36,680
-	12,628	12,628	4,224,015	1,511,786	(2,712,229)	1,479,310	152,968	(1,326,342)
-	-	-	-	-	-	-	-	-
-	-	-	-	-	-	-	-	-
-	-	-	-	-	-	-	-	-
-	-	-	-	-	-	-	-	-
-	-	-	-	-	-	-	-	-
-	-	-	-	-	-	-	-	-
-	-	-	-	-	-	-	-	-
-	-	-	-	-	-	-	-	-
13,356	2,906	10,450	6,728,713	2,270,891	4,457,822	1,776,191	308,325	1,467,866
-	-	-	-	-	-	-	-	-
-	-	-	-	-	-	-	-	-
13,356	2,906	10,450	6,728,713	2,270,891	4,457,822	1,776,191	308,325	1,467,866
(13,356)	9,722	23,078	(2,504,698)	(759,105)	1,745,593	(296,881)	(155,357)	141,524
-	-	-	-	-	-	-	-	-
5,009	-	(5,009)	656,373	420,069	(236,304)	142,075	131,075	(11,000)
(18,000)	(18,000)	-	-	-	-	-	-	-
(12,991)	(18,000)	(5,009)	656,373	420,069	(236,304)	142,075	131,075	(11,000)
$ (26,347)	(8,278)	$ 18,069	$ (1,848,325)	(339,036)	$ 1,509,289	$ (154,806)	(24,282)	$ 130,524
	391,638			2,174,702			177,069	
	$ 383,360			$ 1,835,666			$ 152,787	

(Continued)

City of Pittsburg
Combining Schedule of Revenues, Expenditures and Changes in Fund Balances - Budget and Actual
Non-Major Governmental Funds
For the year ended June 30, 2019

	CAPITAL PROJECTS					
	PARK DEDICATION			REGIONAL TRAFFIC MITIGATION		
	Final Budget	Actual	Variance Positive (Negative)	Final Budget	Actual	Variance Positive (Negative)
REVENUES:						
Franchise tax	$ -	$ -	$ -	$ -	$ -	$ -
Other taxes	-	-	-	-	-	-
Intergovernmental revenues	-	-	-	-	-	-
Licenses, permits, and fees	11,600	58,160	46,560	-	-	-
Fines and forfeitures	-	-	-	-	-	-
Special assessments	-	-	-	-	-	-
Service fees	-	-	-	-	-	-
Use of money and property	18,000	32,803	14,803	-	100,092	100,092
Other revenues	-	-	-	-	-	-
Total revenues	29,600	90,963	61,363	-	100,092	100,092
EXPENDITURES:						
Current:						
General government	-	-	-	-	-	-
City Manager and City Clerk	-	-	-	-	-	-
Human resources	-	-	-	-	-	-
Finance	-	-	-	-	-	-
Community services	-	-	-	-	-	-
Public safety	-	-	-	-	-	-
Public works - administration	-	-	-	-	-	-
Public works - streets	-	-	-	-	-	-
Capital outlay and improvements	1,013,530	488,758	524,772	19,032	17,176	1,856
Debt service:						
Principal retirement	-	-	-	-	-	-
Interest and fiscal charges	-	-	-	-	-	-
Total expenditures	1,013,530	488,758	524,772	19,032	17,176	1,856
REVENUES OVER (UNDER) EXPENDITURES	(983,930)	(397,795)	586,135	(19,032)	82,916	101,948
OTHER FINANCING SOURCES (USES):						
Proceeds from sale of capital assets	-	-	-	-	-	-
Transfers in	-	-	-	-	-	-
Transfers out	(195,717)	(131,354)	64,363	(656,323)	(420,069)	236,254
Total other financing sources (uses)	(195,717)	(131,354)	64,363	(656,323)	(420,069)	236,254
Net change in fund balances	$ (1,179,647)	(529,149)	$ 650,498	$ (675,355)	(337,153)	$ 338,202
FUND BALANCES (DEFICITS):						
Beginning of year		1,285,742			4,022,586	
End of year		$ 756,593			$ 3,685,433	

CAPITAL PROJECTS									
INFRASTRUCTURE REPAIR & REPLACEMENT			COMMUNITY CAPITAL IMPROVEMENT			BAILEY ROAD MAINTENANCE		
Final Budget	Actual	Variance Positive (Negative)	Final Budget	Actual	Variance Positive (Negative)	Final Budget	Actual	Variance Positive (Negative)
$ -	$ -	$ -	$ -	$ -	$ -	$ -	$ -	$ -
-	-	-	-	-	-	-	-	-
-	-	-	438,798	402,645	(36,153)	-	-	-
-	-	-	-	-	-	140,000	99,975	(40,025)
-	-	-	-	-	-	-	-	-
-	-	-	-	-	-	-	-	-
-	-	-	-	-	-	-	-	-
-	14,783	14,783	-	6,887	6,887	-	38,965	38,965
-	-	-	-	60,706	60,706	-	-	-
-	14,783	14,783	438,798	470,238	31,440	140,000	138,940	(1,060)
-	-	-	-	-	-	-	-	-
-	-	-	-	-	-	-	-	-
-	-	-	-	-	-	-	-	-
-	-	-	-	-	-	-	-	-
16,691	16,691	-	880,038	600,121	279,917	-	-	-
-	-	-	-	-	-	-	-	-
-	-	-	-	-	-	-	-	-
-	-	-	-	-	-	-	-	-
-	-	-	-	-	-	-	-	-
-	-	-	-	-	-	-	-	-
-	-	-	-	-	-	-	-	-
16,691	16,691	-	880,038	600,121	279,917	-	-	-
(16,691)	(1,908)	14,783	(441,240)	(129,883)	311,357	140,000	138,940	(1,060)
-	-	-	-	-	-	-	-	-
-	-	-	207,177	69,706	(137,471)	-	-	-
-	(131,075)	(131,075)	(98,000)	(98,000)	-	-	-	-
-	(131,075)	(131,075)	109,177	(28,294)	(137,471)	-	-	-
$ (16,691)	(132,983)	$ (116,292)	$ (332,063)	(158,177)	$ 173,886	$ 140,000	138,940	$ (1,060)
	498,463			424,530			1,147,973	
	$ 365,480			$ 266,353			$ 1,286,913	

(Continued)

City of Pittsburg
Combining Schedule of Revenues, Expenditures and Changes in Fund Balances - Budget and Actual
Non-Major Governmental Funds
For the year ended June 30, 2019

	CAPITAL PROJECTS					
	GAS TAX ROAD MAINTENANCE AND REHABILITATION			REGIONAL FREEWAY SECURITY FEE		
	Final Budget	Actual	Variance Positive (Negative)	Final Budget	Actual	Variance Positive (Negative)
REVENUES:						
Franchise tax	$ -	$ -	$ -	$ -	$ -	$ -
Other taxes	-	-	-	-	-	-
Intergovernmental revenues	1,159,401	1,306,615	147,214	-	-	-
Licenses, permits, and fees	-	-	-	-	-	-
Fines and forfeitures	-	-	-	-	-	-
Special assessments	-	-	-	-	-	-
Service fees	-	-	-	-	-	-
Use of money and property	-	19,094	19,094	-	-	-
Other revenues	-	-	-	2,206,286	1,326,908	(879,378)
Total revenues	1,159,401	1,325,709	166,308	2,206,286	1,326,908	(879,378)
EXPENDITURES:						
Current:						
General government	-	-	-	-	-	-
City Manager and City Clerk	-	-	-	-	-	-
Human resources	-	-	-	-	-	-
Finance	-	-	-	-	-	-
Community services	-	-	-	-	-	-
Public safety	-	-	-	2,500,798	1,343,272	1,157,526
Public works - administration	-	-	-	-	-	-
Public works - streets	1,716,954	1,401,145	315,809	-	-	-
Capital outlay and improvements	-	-	-	-	-	-
Debt service:						
Principal retirement	-	-	-	-	-	-
Interest and fiscal charges	-	-	-	-	-	-
Total expenditures	1,716,954	1,401,145	315,809	2,500,798	1,343,272	1,157,526
REVENUES OVER (UNDER) EXPENDITURES	(557,553)	(75,436)	482,117	(294,512)	(16,364)	278,148
OTHER FINANCING SOURCES (USES):						
Proceeds from sale of capital assets	-	-	-	-	-	-
Transfers in	345,371	212,140	(133,231)	-	-	-
Transfers out	-	-	-	-	-	-
Total other financing sources (uses)	345,371	212,140	(133,231)	-	-	-
Net change in fund balances	$ (212,182)	136,704	$ 348,886	$ (294,512)	(16,364)	$ 278,148
FUND BALANCES (DEFICITS):						
Beginning of year		$239,619			$295,428	
End of year		$ 376,323			$ 279,064	

INTERNAL SERVICE FUNDS

Internal service funds are used to account for the financing of goods or services provided by one department or agency to other departments or agencies of the government and to other government units, on a reimbursement basis. There are five funds as follows:

Fleet Maintenance Fund - Used to account for the costs of operating, maintaining, and replacing automotive equipment used by other departments. Rental rates charged to the using departments include operating costs and equipment depreciation.

Building Maintenance Fund - Used to account for the cost of maintaining all City governmental buildings.

Insurance Fund - Used to account for revenues from charges to operating departments sufficient to provide adequate reserve for future claims.

Information/Communication Services Fund - Used to account for the cost of operating, maintaining and replacing a data processing system. Rental rates charged to the using departments include operating cost and equipment depreciation.

Fringe Benefits Fund - Used to allocate fringe costs to various departments.

Other Post-Employment Benefits (OPEB) Fund – Used to reduce unfunded OPEB liabilities and to pay the City's portion of current year retiree medical expenses.

115 Pension Trust Reserve Fund – Used to accumulate funds to pay down CalPERS Unfunded Accrued Liability.

City of Pittsburg
Combining Statement of Net Position
Internal Service Funds
June 30, 2019

	Fleet Maintenance	Building Maintenance	Insurance
ASSETS			
Current assets:			
Cash and investments	$ 982,011	$ 1,551,402	$ 655,990
Receivables:			
Accounts	5,850	2,796	-
Inventory	27,656	15,725	-
Prepaid items	3,137	523	-
Total current assets	1,018,654	1,570,446	655,990
Noncurrent assets:			
Capital assets:			
Land and nondepreciable assets	261,368	-	-
Depreciable assets, net	2,330,084	564,987	-
Total noncurrent assets	2,591,452	564,987	-
Total Assets	3,610,106	2,135,433	655,990
LIABILITIES			
Current liabilities:			
Accounts payable	119,593	103,257	108,768
Salaries payable	-	-	-
Claims and judgments payable - due within one year	-	-	74,522
Compensated absences - due within one year	27,294	37,901	-
Long-term-debt - due within one year	198,890	21,329	-
Advance from other funds	-	181,012	-
Total current liabilities	345,777	343,499	183,290
Noncurrent liabilities:			
Compensated absences - due in more than one year	9,097	12,633	-
Long-term debt - due in more than one year	631,879	167,082	-
Total noncurrent liabilities	640,976	179,715	-
Total Liabilities	986,753	523,214	183,290
NET POSITION			
Net investment in capital assets	1,760,683	564,987	-
Unrestricted	862,670	1,047,232	472,700
Total Net Position	$ 2,623,353	$ 1,612,219	$ 472,700

Information / Communication Services	Fringe Benefits	Other Post Employment Benefits	115 Pension Trust Reserve	Total
$ 1,420,739	$ 1,082,600	$ 299,942	$ 638,434	$ 6,631,118
-	170	370	-	9,186
405,962	-	-	-	449,343
62,984	547	25,212	-	92,403
1,889,685	1,083,317	325,524	638,434	7,182,050
-	-	-	-	261,368
500,754	-	-	-	3,395,825
500,754	-	-	-	3,657,193
2,390,439	1,083,317	325,524	638,434	10,839,243
1,012	40,474	2,378	-	375,482
-	15	6,203	638,434	644,652
-	-	-	-	74,522
1,648	-	-	-	66,843
121,209	-	-	-	341,428
-	-	-	-	181,012
123,869	40,489	8,581	638,434	1,683,939
549	-	-	-	22,279
242,417	-	-	-	1,041,378
242,966	-	-	-	1,063,657
366,835	40,489	8,581	638,434	2,747,596
137,128	-	-	-	2,462,798
1,886,476	1,042,828	316,943	-	5,628,849
$ 2,023,604	$ 1,042,828	$ 316,943	$ -	$ 8,091,647

City of Pittsburg
Combining Statement of Revenues, Expenses and Changes in Fund Net Position
Internal Service Funds
For the Year Ended June 30, 2019

	Fleet Maintenance	Building Maintenance	Insurance
OPERATING REVENUES:			
Charges for services	$ 1,977,484	$ 1,811,351	$ 1,697,730
Other operating revenues	43,319	8,745	772
Total operating revenues	2,020,803	1,820,096	1,698,502
OPERATING EXPENSES:			
Salaries and wages	311,136	342,174	-
Department supplies	723,519	129,657	-
Rentals	36,318	3,112	-
Utilities	10,188	332,318	-
Maintenance and operations	138,041	390,143	-
Depreciation and amortization	584,746	51,075	-
Insurance premiums	24,866	175,973	1,422,472
Insurance deductible	15,948	17,080	168,608
Fringe benefits	240,572	263,642	-
Other operating expenses	11,241	14,848	13,041
Total operating expenses	2,096,575	1,720,022	1,604,121
OPERATING INCOME (LOSS)	(75,772)	100,074	94,381
NONOPERATING REVENUES (EXPENSES):			
Gain (loss) on sale of assets	85,784	-	-
Investment income	(13,318)	(937)	-
Total nonoperating revenues	72,466	(937)	-
INCOME (LOSS) BEFORE TRANSFERS	(3,306)	99,137	94,381
TRANSFERS:			
Transfers in	1,254	60,371	-
Transfers out	(9,642)	(11,597)	-
Transfers in (out)	(8,388)	48,774	-
Change in net position	(11,694)	147,911	94,381
NET POSITION:			
Beginning of year	2,635,047	1,464,308	378,319
End of year	$ 2,623,353	$ 1,612,219	$ 472,700

Information / Communication Services	Fringe Benefits	Other Post Employment Benefits	115 Pension Trust Reserve	Total
$ 1,081,576	$ 2,675,671	$ 1,679,599	$ 391,765	$ 11,315,176
13,828	886	50	-	67,600
1,095,404	2,676,557	1,679,649	391,765	11,382,776
34,364	-	-	-	687,674
65,124	-	-	-	918,300
-	-	-	-	39,430
-	-	-	-	342,506
871,089	14,902	9,932	-	1,424,107
79,430	-	-	-	715,251
-	-	-	-	1,623,311
-	-	-	-	201,636
18,844	2,375,364	2,075,256	391,765	5,365,443
24,944	-	-	-	64,074
1,093,795	2,390,266	2,085,188	391,765	11,381,732
1,609	286,291	(405,539)	-	1,044
-	-	-	-	85,784
-	-	-	-	(14,255)
-	-	-	-	71,529
1,609	286,291	(405,539)	-	72,573
-	-	500,000	-	561,625
-	-	-	-	(21,239)
-	-	500,000	-	540,386
1,609	286,291	94,461	-	612,959
2,021,995	756,537	222,482	-	7,478,688
$ 2,023,604	$ 1,042,828	$ 316,943	$ -	$ 8,091,647

City of Pittsburg
Combining Statement of Cash Flows
Internal Service Funds
For the Year Ended June 30, 2019

	Fleet Maintenance	Building Maintenance	Insurance
CASH FLOWS FROM OPERATING ACTIVITIES:			
Cash received from customers/other funds	$ 1,972,507	$ 1,812,188	$ 1,697,730
Cash payments to suppliers for goods and services	(900,391)	(1,070,406)	(1,538,861)
Cash payments to employees for services	(549,070)	(598,833)	-
Other operating revenues (expenses)	43,319	8,745	(12,269)
Net cash provided (used) by operating activities	566,365	151,694	146,600
CASH FLOWS FROM NONCAPITAL FINANCING ACTIVITIES:			
Interfund payments	-	(24,343)	-
Transfers in	1,254	60,371	-
Transfers (out)	(9,642)	(11,597)	-
Net cash provided (used) by noncapital financing activities	(8,388)	24,431	-
CASH FLOWS FROM CAPITAL FINANCING ACTIVITIES:			
Payments made on capital lease	(95,955)	(21,329)	-
Proceeds from capital lease	810,385	-	-
Proceeds from sale of capital assets	85,784	-	-
Net changes in capital assets	(1,816,983)	(8,643)	-
Net cash provided (used) by capital financing activities	(1,016,769)	(29,972)	-
CASH FLOWS FROM INVESTING ACTIVITIES:			
Interest revenue	(13,318)	(937)	-
Net cash provided (used) by investing activities	(13,318)	(937)	-
Net increase (decrease) in cash and cash equivalents	(472,110)	145,216	146,600
CASH AND CASH EQUIVALENTS:			
Beginning of year	1,454,121	1,406,186	509,390
End of year	$ 982,011	$ 1,551,402	$ 655,990
RECONCILIATION OF OPERATING INCOME (LOSS) TO NET CASH PROVIDED (USED) BY OPERATING ACTIVITIES:			
Operating income (loss)	$ (75,772)	$ 100,074	$ 94,381
Adjustments to reconcile operating income (loss) to net cash provided (used) by operating activities:			
Depreciation	584,746	51,075	-
Changes in operating assets and liabilities:			
Accounts receivable	(4,977)	837	-
Inventory	10,902	-	-
Prepaids	(3,137)	(523)	-
Accounts payable	51,965	(6,752)	105,215
Salaries and wages payable	(2,670)	(2,820)	-
Compensated absences	5,308	9,803	-
Insurance claims payable	-	-	(52,996)
Net cash provided (used) by operating activities	$ 566,365	$ 151,694	$ 146,600

Information / Communication Services	Fringe Benefits	Other Post Employment Benefits	115 Pension Trust Reserve	Total
$ 1,081,576	$ 2,675,628	$ 1,679,956	$ 638,434	$ 11,558,019
(940,787)	(16,665)	(14,597)	-	(4,481,707)
(51,011)	(2,375,231)	(2,073,437)	-	(5,647,582)
13,828	886	50	-	54,559
103,606	284,618	(408,028)	638,434	1,483,289
-	-	-	-	(24,343)
-	-	500,000	-	561,625
-	-	-	-	(21,239)
-	-	500,000	-	516,043
(121,209)	-	-	-	(238,493)
-	-	-	-	810,385
-	-	-	-	85,784
(7,995)	-	-	-	(1,833,621)
(129,204)	-	-	-	(1,175,945)
-	-	-	-	(14,255)
-	-	-	-	(14,255)
(25,598)	284,618	91,972	638,434	809,132
1,446,337	797,982	207,970	-	5,821,986
$ 1,420,739	$ 1,082,600	$ 299,942	$ 638,434	$ 6,631,118
$ 1,609	$ 286,291	$ (405,539)	$ -	$ 1,044
79,430	-	-	-	715,251
-	(43)	357	-	(3,826)
-	-	-	-	10,902
51,620	3,030	(518)	-	50,472
(31,250)	(4,793)	(4,147)	-	110,238
-	133	1,819	638,434	634,896
2,197	-	-	-	17,308
-	-	-	-	(52,996)
$ 103,606	$ 284,618	$ (408,028)	$ 638,434	$ 1,483,289



CITY OF PITTSBURG

Comprehensive Annual Financial Report

June 30, 2019

FIDUCIARY FUND FINANCIAL STATEMENTS

Agency Funds:

Assessment Districts Agency Fund accounts for the collection of property taxes and the payments to bondholders.

Other Impact Fees Agency Fund accounts for the collection of developer fees on behalf of the Contra Costa Fire Protection District (CCFPD), Contra Costa Water District (CCWD) and the East Contra Costa Regional Fee and Finance Authority (ECCRFF).

V***ista Del Mar & San Marco CFD's*** accounts for funds used to construct and acquire certain public improvements, consisting of roadway, water and other infrastructure improvements necessary for the development of property within the district, as well as park improvements.

City of Pittsburg
Combining Statement of Changes in Assets and Liabilities
Agency Funds
For the Year Ended June 30, 2019

Assessment Districts Fund	Beginning Balance July 1, 2018	Additions	Deletions	Ending Balance June 30, 2019
Assets:				
Cash and investments	$ 3,171,924	$ 2,082,668	$ 2,050,089	$ 3,204,503
Cash and investments held by fiscal agent	2,051,266	2,049,387	2,025,292	2,075,361
Assessment receivable	2,012,666	178	113,323	1,899,521
Total assets	$ 7,235,856	$ 4,132,233	$ 4,188,704	$ 7,179,385
Liabilities:				
Accounts payable	$ 23,989	$ 46,499	$ 46,353	$ 24,135
Deferred assessment	1,959,136	178	113,323	1,845,991
Due to bondholders	5,252,731	3,849,045	3,792,517	5,309,259
Total liabilities	$ 7,235,856	$ 3,895,722	$ 3,952,193	$ 7,179,385
Other Impact Fees Fund				
Assets:				
Cash and investments	$ 191,114	$ 4,518,048	$ 4,314,921	$ 394,241
Total assets	$ 191,114	$ 4,518,048	$ 4,314,921	$ 394,241
Liabilities:				
Accounts payable	$ 140,169	$ 4,502,431	$ 4,314,901	$ 327,699
Due to other parties	43,336	4,500,138	4,502,451	41,023
Due to bondholders	7,609	17,910	-	25,519
Total liabilities	$ 191,114	$ 9,020,479	$ 8,817,352	$ 394,241
Vista Del Mar & San Marco CFD's				
Assets:				
Cash and investments	$ 1,087,791	$ 1,907,233	$ 2,248,053	$ 746,971
Cash and investments held by fiscal agent	728,673	740,353	726,775	742,251
Total assets	$ 1,816,464	$ 2,647,586	$ 2,974,828	$ 1,489,222
Liabilities:				
Accounts payable	$ -	$ 1,537,531	$ 1,534,851	$ 2,680
Due to bondholders	1,816,464	6,943,344	7,273,266	1,486,542
Total liabilities	$ 1,816,464	$ 8,480,875	$ 8,808,117	$ 1,489,222

City of Pittsburg
Combining Statement of Changes in Assets and Liabilities
Agency Funds
For the Year Ended June 30, 2019

Total Agency Funds	Beginning Balance July 1, 2018	Additions	Deletions	Ending Balance June 30, 2019
Assets:				
Cash and investments	$ 4,450,829	$ 8,507,949	$ 8,613,063	$ 4,345,715
Cash and investments held by fiscal agent	2,779,939	2,789,740	2,752,067	2,817,612
Assessment receivable	2,012,666	178	113,323	1,899,521
Total assets	$ 9,243,434	$ 11,297,867	$ 11,478,453	$ 9,062,848
Liabilities:				
Accounts payable	$ 164,158	$ 6,086,461	$ 5,896,105	$ 354,514
Deferred assessment	1,959,136	178	113,323	1,845,991
Due to other parties	43,336	4,500,138	4,502,451	41,023
Due to bondholders	7,076,804	10,810,299	11,065,783	6,821,320
Total liabilities	$ 9,243,434	$ 21,397,076	$ 21,577,662	$ 9,062,848



CITY OF PITTSBURG

Comprehensive Annual Financial Report

June 30, 2019

STATISTICAL SECTION

This part of the City of Pittsburg's comprehensive annual financial report presents detailed information in a statistical format as a context for understanding what the information in the financial statements, note disclosures, and required supplementary information is conveying about the City of Pittsburg's overall financial status.

The major points of emphasis are:

Financial Trends

These schedules contain trend information to help the CAFR reader understand how the City of Pittsburg's financial performance and economic status have changed over time.

Revenue Capacity

These schedules contain information to help the CAFR reader evaluate factors affecting the City of Pittsburg's ability to generate its property and sales taxes and other major revenues.

Debt Capacity

These schedules present information to help the CAFR reader assess the affordability of the City of Pittsburg's current levels of outstanding debt and the City's ability to issue additional debt in the future.

Demographic and Economic Information

These schedules offer demographic and economic indications to help the CAFR reader understand the environment within which the City of Pittsburg's financial activities occur.

Operating Information

These schedules contain information about the City of Pittsburg's operations and resources to help the CAFR reader understand how the City's financial information relates to the services the City provides and the activities it performs.

*Due to the State of California's adoption of ABx1 26 on June 28, 2011, and amended by AB1484 on June 27, 2012, which suspended all new redvelopment activities except for limited specified activities as of that date and and dissolves redevelopment agencies as of January 31, 2012, there will be large variances between the fiscal years 2010-2011 and fiscal year 2011-2012 for some of the statistical references. The City of Pittsburg has assumed the responsibilities as the Successor Agency to administer all post actives for the former Pittsburg Redevelopment Agency.



CITY OF PITTSBURG

Comprehensive Annual Financial Report

June 30, 2019

CITY OF PITTSBURG
Net Position by Component
Last Ten Fiscal Years
(accrual basis of accounting)

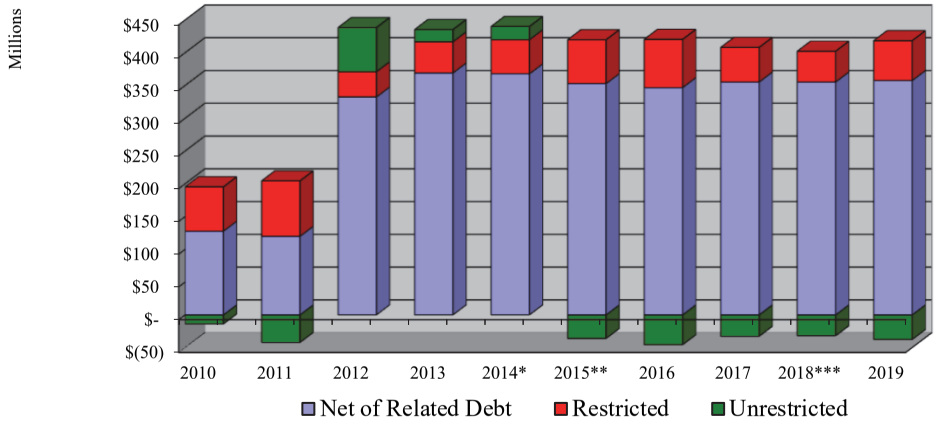

	Fiscal Year Ended June 30,									
	2010	2011	2012	2013	2014*	2015**	2016	2017	2018***	2019
Governmental activities										
Net Investment in Capital Assets	$ 59,908,182	$ 46,442,103	$ 252,487,708	$ 281,680,787	$ 275,604,919	$ 268,580,073	$ 255,982,568	$ 253,993,565	$ 249,540,604	$ 248,811,743
Restricted	51,627,971	63,967,311	14,746,589	25,904,321	31,094,899	27,662,593	27,990,550	24,280,860	21,203,698	27,518,072
Unrestricted	(38,861,513)	(62,825,341)	58,656,185	6,994,639	8,632,467	(37,752,882)	(39,107,180)	(33,347,842)	(34,066,754)	(38,084,770)
Total governmental activities net position	$ 72,674,640	$ 47,584,073	$ 325,890,482	$ 314,579,747	$ 315,332,285	$ 258,489,784	$ 244,865,938	$ 244,926,583	$ 236,677,548	$ 238,245,045
Business-type activities										
Net Investment in Capital Assets	$ 67,603,197	$ 73,188,754	$ 79,796,698	$ 87,252,264	$ 92,058,482	$ 84,084,664	$ 90,569,824	$ 101,088,405	$ 105,621,313	$ 108,577,637
Restricted	16,057,202	20,709,344	23,822,298	21,659,904	21,038,895	39,342,518	45,659,407	28,553,531	25,743,990	33,305,962
Unrestricted	25,075,506	20,765,153	8,802,052	11,726,531	11,513,401	1,768,289	(6,475,018)	659,892	2,189,756	535,206
Total business-type activities net position	$ 108,735,905	$ 114,663,251	$ 112,421,048	$ 120,638,699	$ 124,610,778	$ 125,195,471	$ 129,754,213	$ 130,301,828	$ 133,555,059	$ 142,418,805
Primary government										
Net Investment in Capital Assets	$ 127,511,379	$ 119,630,857	$ 332,284,406	$ 368,933,051	$ 367,663,401	$ 352,664,737	$ 346,552,392	$ 355,081,970	$ 355,161,917	$ 357,389,380
Restricted	67,685,173	84,676,655	38,568,887	47,564,225	52,133,794	67,005,111	73,649,957	52,834,391	46,947,688	60,824,034
Unrestricted	(13,786,007)	(42,060,188)	67,458,237	18,721,170	20,145,868	(35,984,593)	(45,582,198)	(32,687,950)	(31,876,998)	(37,549,564)
Total primary government net position	$ 181,410,545	$ 162,247,324	$ 438,311,530	$ 435,218,446	$ 439,943,063	$ 383,685,255	$ 374,620,151	$ 375,228,411	$ 370,232,607	$ 380,663,850

* FY 2013-2014 Fund balances had been restated as a result of reclass of Golf Course Fund from Enterprise Fund to Special Revenue Fund. See FY 2014-15 Note 9E for details

** FY 2014-15, The City adopted GASB 68 and 71. See FY 2014-15 Note 11 for details.

*** FY 2017-18, The City adopted GASB 75. See FY 2017-18 Note 12 for details.

CITY OF PITTSBURG
Changes in Net Position
Last Ten Fiscal Years
(Accrual Basis of Accounting)

	2010	2011	2012	2013	2014	2015	2016	2017	2018	2019
Expenses										
Governmental Activities:										
General Government	$ 18,568,935	$ 14,788,317	$ 7,933,936	$ 6,684,607	$ 7,027,878	$ 10,232,271	$ 8,089,040	$ 6,933,634	$ 7,743,300	$ 7,382,598
Public Safety	20,844,081	20,111,317	22,929,002	20,955,624	22,683,125	24,833,843	26,746,601	25,990,472	28,241,337	30,371,957
Public Works	13,685,011	19,975,441	16,741,235	19,679,890	16,305,801	18,213,277	19,237,901	15,776,982	14,832,846	14,998,964
Community Development	22,565,100	25,958,714	26,418,644	23,214,430	18,705,444	21,998,387	23,752,847	23,263,875	25,907,831	26,927,327
Culture and Recreation	733,417	476,739	595,285	699,730	806,965	862,068	1,012,670	1,019,460	1,238,030	1,206,786
Interest on Long Term Debt	19,671,322	23,519,241	13,717,168	1,026,639	1,574,056	4,074,415	4,476,644	4,378,265	4,031,806	3,374,537
Total Governmental Activities Expenses	96,067,866	104,829,769	88,335,270	72,260,920	67,103,269	80,214,261	83,315,703	77,362,688	81,995,150	84,262,169
Business-Type Activities:										
Water	13,614,034	14,449,902	14,884,762	15,518,027	16,513,159	17,477,524	18,552,726	25,929,659	18,728,126	18,893,219
Wastewater	2,407,534	2,317,726	2,442,521	2,212,309	2,490,191	2,264,022	2,583,101	3,176,015	3,027,448	3,175,703
Marina	2,139,241	2,168,789	2,405,288	2,448,483	2,230,133	2,352,274	2,424,083	2,471,440	2,369,801	2,484,823
Pittsburg Power*	-	-	-	-	5,659,707	6,670,282	6,597,065	6,569,528	6,947,359	7,502,071
Other-Non-Major Enterprise Funds	7,563,600	5,552,384	5,147,173	4,984,797	821,344	750,765	972,469	1,512,250	1,405,996	1,216,482
Total Business-Type Activities Expenses	25,724,409	24,488,801	24,879,744	25,163,616	27,714,534	29,514,867	31,129,444	39,658,892	32,478,730	33,272,298
Total Primary Government Expenses	$ 121,792,275	$ 129,318,570	$ 113,215,014	$ 97,424,536	$ 94,817,803	$ 109,729,128	$ 114,445,147	$ 117,021,580	$ 114,473,880	$ 117,534,467
Program Revenues										
Governmental Activities:										
Charges for Services:										
General Government	$ 6,451,351	$ 5,614,500	$ 6,852,057	$ 5,190,861	$ 4,736,292	$ 7,595,331	$ 7,331,129	$ 7,079,265	$ 6,944,075	$ 8,334,058
Public Safety	1,287,433	987,348	1,044,743	842,598	1,072,098	1,206,225	1,472,062	1,793,282	3,333,157	3,926,464
Public Works	5,733,983	2,755,943	3,596,128	4,356,858	905,135	524,555	772,724	668,273	768,170	2,114,166
Community Development	5,914,983	6,498,599	19,229,249	8,189,144	7,054,779	4,685,299	7,203,571	5,989,087	5,599,140	6,691,251
Culture and Recreation	212,184	257,627	420,047	685,418	762,357	733,235	834,970	911,855	990,982	972,829
Operating Grants and Contributions	14,022,072	16,926,790	12,661,954	12,104,023	13,133,883	12,699,542	13,641,846	18,154,961	17,924,456	19,071,198
Capital Grants and Contributions	1,119,989	929,465	3,997,403	314,203	979,706	48,709	545,127	3,705,925	1,132,855	897,177
Total Government Activities Program Revenues	34,741,995	33,970,272	47,801,581	31,683,105	28,644,250	27,492,896	31,801,429	38,302,648	36,692,835	42,007,143

Continued

CITY OF PITTSBURG
Changes in Net Position
(continued)
Last Ten Fiscal Years
(Accrual Basis of Accounting)

	2010	2011	2012	2013	2014	2015	2016	2017	2018	2019
Business-Type Activities:										
Charges for Services:										
Water	16,695,089	16,880,039	17,276,044	19,605,199	19,640,140	18,979,002	19,559,288	20,352,786	21,468,810	23,240,951
Wastewater	4,471,813	4,373,309	4,566,645	5,049,987	4,918,873	5,123,475	5,264,897	5,241,131	5,280,083	5,510,632
Marina	1,681,500	1,850,375	1,942,681	1,914,502	2,020,396	2,071,214	1,931,707	2,011,270	2,046,221	2,156,979
Pittsburg Power Co.*	-	-	-	-	5,913,071	6,919,807	7,162,170	7,269,448	8,005,118	8,938,923
WaterFront Operations**	-	-	-	-	-	863,297	1,408,172	1,458,623	1,490,811	1,541,154
Other-Non-Major Enterprise Funds***	6,915,483	10,513,007	5,966,340	6,204,779	519,498	-	-	-	-	-
Operating Grants and Contributions	-	-	-	-	40,000	-	270,931	200,127	139,465	179,686
Capital Grants and Contributions	591,456	309,021	205,675	2,019,849	748,904	2,145,271	1,780,581	6,026,102	-	53,000
Total Business-Type Activities Program Revenue	30,355,341	33,925,751	29,957,385	34,794,316	33,800,882	36,102,066	37,377,746	42,559,487	38,430,508	41,621,325
Total Primary Government Program Revenues	$ 65,097,336	$ 67,896,023	$ 77,758,966	$ 66,477,421	$ 62,445,132	$ 63,594,962	$ 69,179,175	$ 80,862,135	$ 75,123,343	$ 83,628,468
Net (Expense)/Revenue										
Governmental Activities	$ (61,325,871)	$ (70,859,497)	$ (40,533,689)	$ (40,577,815)	$ (38,459,019)	$ (52,721,365)	$ (51,514,274)	$ (39,060,040)	$ (45,302,315)	$ (42,255,026)
Business-Type Activities	4,630,932	9,436,950	5,077,641	9,630,700	6,086,348	6,587,199	6,248,302	2,900,595	5,951,778	8,349,027
Total Primary Government Net Expense	$ (56,694,939)	$ (61,422,547)	$ (35,456,048)	$ (30,947,115)	$ (32,372,671)	$ (46,134,166)	$ (45,265,972)	$ (36,159,445)	$ (39,350,537)	$ (33,905,999)

*Pittsburg Power Co. was reported as Non-Major Enterprise Funds prior to FY 2014.
**Waterfront Operation was reported as Non-Major Enterprise Funds prior to FY 2015.
***Golf Course was reported as Non-Major Enterprise Funds prior to FY 2014 and had been reclassified to Special Revenue Fund in FY 2015.

CITY OF PITTSBURG
Changes in Net Position
(continued)
Last Ten Fiscal Years
(Accrual Basis of Accounting)

	2010	2011	2012	2013	2014	2015	2016	2017	2018	2019
General Revenues and Other Changes in Net Position										
Governmental Activities:										
Taxes:										
Property Taxes	$ 39,995,052	$ 40,456,473	$ 23,507,704	$ 2,176,998	$ 2,613,321	$ 3,204,965	$ 3,300,776	$ 3,573,822	$ 3,972,711	$ 4,039,499
Sales Taxes	5,998,652	5,438,354	6,168,690	11,232,622	12,563,378	11,745,524	13,112,880	13,372,246	13,616,195	14,446,467
Motor Vehicle In-Lieu	4,019,459	3,936,649	4,470,104	3,727,494	3,795,560	4,169,031	4,422,099	4,544,316	4,825,687	5,152,948
Transient Occupancy Tax	256,226	279,852	361,238	447,537	503,265	645,115	710,501	758,814	831,743	842,605
Nonregulatory Franchise and Business	2,378,602	2,660,883	3,103,823	3,890,567	4,063,561	4,327,160	4,638,074	4,706,887	4,928,647	5,118,174
Interest Earnings	2,414,528	2,314,878	1,583,156	74,095	600,555	539,473	743,082	329,042	590,186	1,802,802
Other	3,309,593	7,375,344	6,822,671	8,252,592	13,172,704	8,556,333	8,608,044	9,095,222	11,137,388	11,215,512
Transfers	1,454,110	3,957,110	273,042,911	1,681,364	2,342,747	2,677,386	2,354,972	2,774,890	1,544,688	1,204,516
Gain (loss) on sale of assets	-	(18,539,878)	-	-	-	-	-	(34,554)	15,950	-
Total Government Activities	59,826,222	47,879,665	319,060,297	31,483,269	39,655,091	35,864,987	37,890,428	39,120,685	41,463,195	43,822,523
Business-Type Activities:										
Interest Earnings	321,967	447,506	400,199	268,315	129,786	440,462	665,412	325,437	373,857	1,719,235
Transfers	(1,454,110)	(3,957,110)	(7,720,043)	(1,681,364)	(2,342,747)	(2,677,386)	(2,354,972)	(2,774,890)	(1,544,688)	(1,204,516)
Gain (loss) on sale of assets	-	-	-	-	98,692	63,754	-	96,473	56,375	-
Total Business-Type Activities	(1,132,143)	(3,509,604)	(7,319,844)	(1,413,049)	(2,114,269)	(2,173,170)	(1,689,560)	(2,352,980)	(1,114,456)	514,719
Total Primary Government	$ 58,694,079	$ 44,370,061	$ 311,740,453	$ 30,070,220	$ 37,540,822	$ 33,691,817	$ 36,200,868	$ 36,767,705	$ 40,348,739	$ 44,337,242
Change in Net Position										
Governmental Activities	$ (1,499,649.00)	$ (22,979,831.61)	$ 278,126,409.00	$ (9,094,546.00)	$ 1,196,072.00	$ (16,856,378.00)	$ (13,623,846.00)	$ 60,645.00	$ (3,839,120.00)	$ 1,567,497
Business-Type Activities	3,498,789	5,927,346	(2,242,203)	8,217,651	3,972,079	4,414,029	4,558,742	547,615	4,837,322	8,863,746
Total Primary Government	1,999,140	(17,052,486)	275,884,206	(876,895)	5,168,151	(12,442,349)	(9,065,104)	608,260	998,202	10,431,243
Prior Period Adjustment (See Note 9F)	-	-	-	-	-	(44,258,992)	-	-	(5,994,006)	-
Total Primary Government after adjustment	$ 1,999,140	$ (17,052,486)	$ 275,884,206	$ (876,895)	$ 5,168,151	$ (56,701,341)	$ (9,065,104)	$ 608,260	$ (4,995,804)	$ 10,431,243

Due to the dissolution of Redevelopment Agency in Jan. 2012, trend information might be shrewd due to this one time event.
In FY 2014-15, implementation of GASB 68 & 71 resulted in prior period adjustments.
In FY 2017-18, implementation of GASB 75 resulted in prior period adjustments.

Continued

CITY OF PITTSBURG
Fund Balances of Governmental Funds
First Two Fiscal Years
(Modified Accrual Basis of Accounting)
(Pre GASB 54 Implementation)

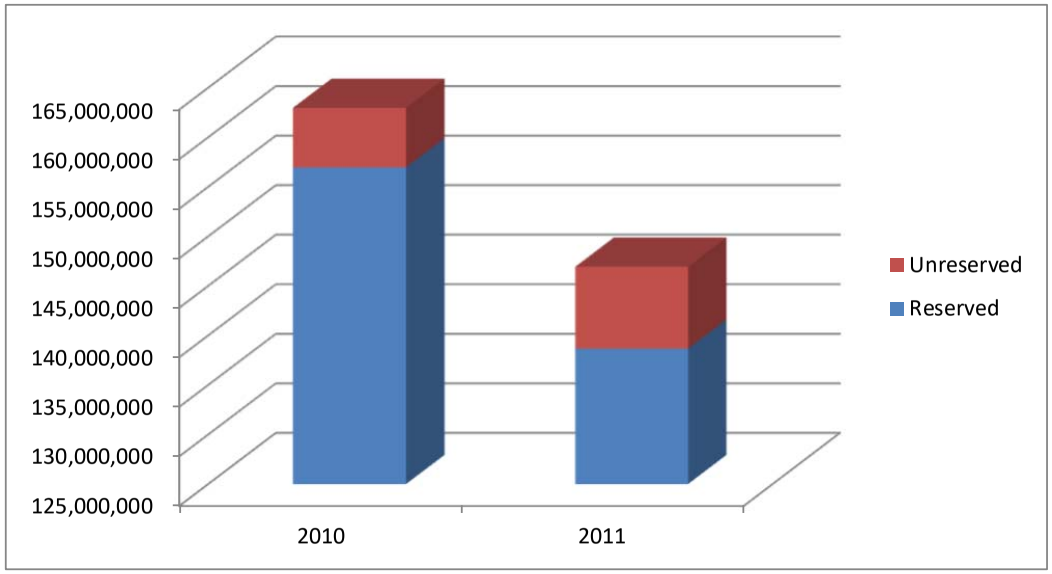

	Fiscal Year Ended June 30,	
	2010	2011
General Fund		
Reserved	$ 215,249	$ 2,339,015
Unreserved	6,798,062	16,456,660
Total General Fund	7,013,311	18,795,675
All Other Governmental Funds		
Reserved	156,737,984	136,320,414
Unreserved, designated	(777,130)	(8,180,337)
Total all other governmental funds	155,960,854	128,140,077
Total Government Funds		
Reserved	156,953,233	138,659,429
Unreserved	6,020,932	8,276,323
Total Government Funds	$ 162,974,165	$ 146,935,752

CITY OF PITTSBURG
Fund Balances of Governmental Funds
Last Eight Fiscal Years
(Post GASB 54 FY2011 Implementation)

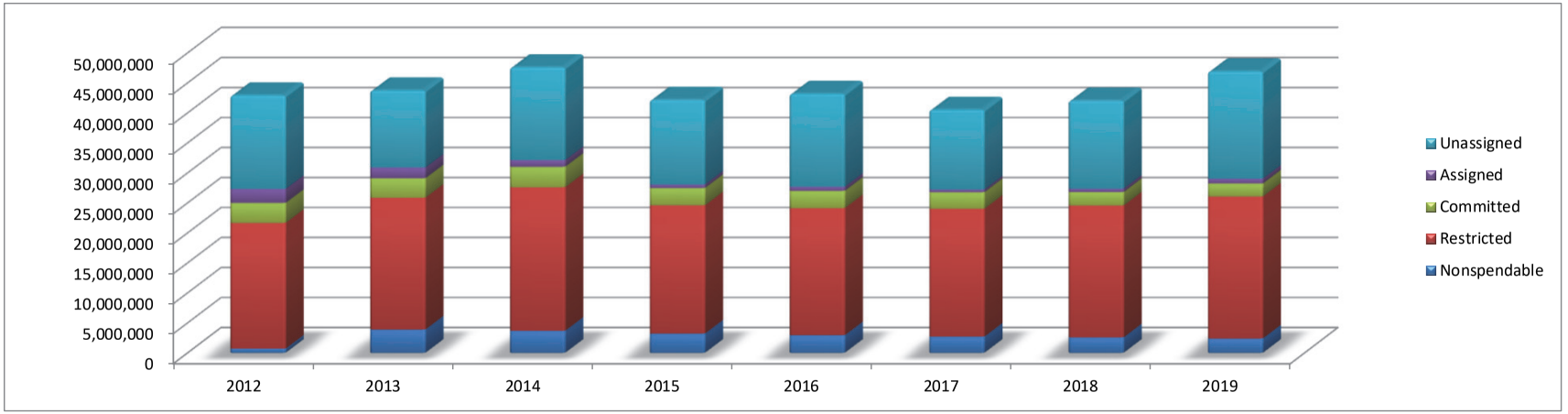

	Fiscal Year Ended June 30,							
	2012	2013	2014	2015	2016	2017	2018	2019
General Fund								
Nonspendable	$ 305,497	$ 3,054,208	$ 3,370,929	$ 2,904,078	$ 2,642,564	$ 2,410,696	$ 2,300,328	$ 2,031,396
Assigned	2,254,797	1,574,732	1,057,673	538,194	666,486	434,778	528,077	802,151
Unassigned	16,513,475	13,544,751	16,185,068	14,613,983	15,957,212	17,037,283	18,426,657	21,652,919
Total General Fund	19,073,769	18,173,691	20,613,670	18,056,255	19,266,262	19,882,757	21,255,062	24,486,466
All Other Governmental Funds								
Nonspendable	379,850	823,003	294,491	291,360	272,138	272,243	263,123	346,542
Restricted	20,958,302	21,970,943	23,930,077	21,381,490	21,194,534	21,316,430	21,977,238	23,662,705
Committed	3,317,275	3,228,348	3,399,608	2,875,776	2,877,225	2,756,478	2,240,940	2,161,973
Assigned	84,505	220,995	56,642	47,972	14,354	29,349	42,127	3,586
Unassigned	(904,204)	(677,255)	(706,698)	(486,548)	(455,164)	(3,745,132)	(3,740,451)	(3,755,741)
Total all other governmental funds	23,835,728	25,566,034	26,974,120	24,110,050	23,903,087	20,629,368	20,782,977	22,419,065
Total Government Funds								
Nonspendable	685,347	3,877,211	3,665,420	3,195,438	2,914,702	2,682,939	2,563,451	2,377,938
Restricted	20,958,302	21,970,943	23,930,077	21,381,490	21,194,534	21,316,430	21,977,238	23,662,705
Committed	3,317,275	3,228,348	3,399,608	2,875,776	2,877,225	2,756,478	2,240,940	2,161,973
Assigned	2,339,302	1,795,727	1,114,315	586,166	680,840	464,127	570,204	805,737
Unassigned	15,609,271	12,867,496	15,478,370	14,127,435	15,502,048	13,292,151	14,686,206	17,897,178
Total Fund Balances	$ 42,909,497	$ 43,739,725	$ 47,587,790	$ 42,166,305	$ 43,169,349	$ 40,512,125	$ 42,038,039	$ 46,905,531

* Intergovernmental Revenues Re-classified to Program Income & Other Taxes
RDA no longer classified as Government fund due to dissolution in FY 2011-2012.

See Note on Statistics Introduction Tab which explains the Jan 2012 RDA Dissolution by State of California
For additional detail on Fund Classifications, see Note 9 of Notes to Basic Financial Statements

CITY OF PITTSBURG

Changes in Fund Balance of Governmental Funds
Last Ten Fiscal Years
(Modified Accrual Basis of Accounting)

{in thousands}

	2010	2011	2012 *	2013	2014	2015	2016	2017	2018	2019
Revenues										
Taxes	$ 54,174	$ 56,023	$ 40,582	$ 29,727	$ 31,968	$ 32,648	$ 34,792	$ 31,624	$ 33,503	$ 34,437
Licenses, permits and fees	1,145	2,120	2,794	3,633	1,888	1,635	2,566	3,532	1,812	3,005
Fines and forfeitures	185	175	187	168	187	172	325	308	433	415
Use of money and property	2,780	2,764	1,689	61	615	542	743	329	590	1,670
Intergovernmental revenues	21,089	23,118	27,584	17,627	16,060	14,135	15,455	24,098	25,854	29,460
Charges for services	4,879	6,205	4,071	7,333	7,400	9,984	10,126	9,894	9,621	10,360
Other	7,470	3,738	7,557	3,484	3,432	3,027	4,019	3,957	4,907	7,570
Total Revenues	91,722	94,143	84,464	62,033	61,550	62,143	68,026	73,742	76,720	86,917
Expenditures										
Current:										
General government	16,766	13,528	12,496	3,869	5,454	8,217	6,740	7,321	6,141	5,969
Public safety	19,334	19,253	19,536	19,580	20,842	23,149	24,797	25,895	27,721	30,107
Public works	8,394	11,947	6,609	5,849	7,371	8,469	7,107	7,859	8,102	9,256
Community development	23,809	38,541	29,535	27,909	22,388	22,286	22,393	25,440	25,667	28,055
Culture and recreation	733	476	595	1,855	733	700	862	1,019	1,019	1,207
Capital outlay	24,467	10,262	4,901	1,446	813	3,474	2,738	6,600	3,429	3,959
Debt service:										
Principal repayment	8,269	9,667	11,485	375	450	589	2,016	2,083	2,155	2,227
Interest and fiscal charges	23,205	23,121	13,598	1,609	1,588	2,890	2,315	2,264	1,999	1,982
Total Expenditures	124,977	126,795	98,755	62,492	59,639	69,774	68,968	78,481	76,233	82,762
Excess (deficiency) of revenues over (under) expenditures	(33,255)	(32,652)	(14,291)	(459)	1,911	(7,631)	(942)	(4,739)	487	4,155
Other Financing Sources (Uses)										
Transfers in	111,605	68,170	45,327	7,235	5,084	6,547	6,814	6,875	6,830	8,477
Transfers (out)	(110,316)	(63,633)	(37,343)	(5,950)	(3,169)	(4,499)	(4,869)	(4,793)	(5,808)	(7,813)
Refunding tax allocation bonds	-	-	-	-	-	-	-	-	-	-
Tax allocation bonds issued	-	-	-	-	-	-	-	-	-	-
Sale of capital assets	1,127	(18,553)	2,211	4	22	4	-	-	17	48
Total other financing sources (uses)	2,416	(14,016)	10,195	1,289	1,937	2,052	1,945	2,082	1,039	712
Net Change in fund balances before	$ (30,839)	$ (46,668)	$ (4,096)	$ 830	$ 3,848	$ (5,579)	$ 1,003	$ (2,657)	$ 1,526	$ 4,867
Extraordinary Items (Note 4)										
Assets Tramsferred to Housing Sucessor			$ (2,002)							
Liabilities Assumed by Successor Agency			(97,928)							
Net Change in Fund Balances			$ (104,026)							
Debt service as a percentage of noncapital expenditures	32.7%	31.9%	25.9%	3.3%	3.5%	5.2%	6.5%	6.0%	5.7%	5.3%

* Intergovernmental Revenues Re-classified to Program Income & Other Taxes
RDA no longer classified as Government fund due to dissolution in FY 2011-2012.

CITY OF PITTSBURG
Assessed and Estimated Actual Value of Taxable Property
Last Ten Fiscal Years

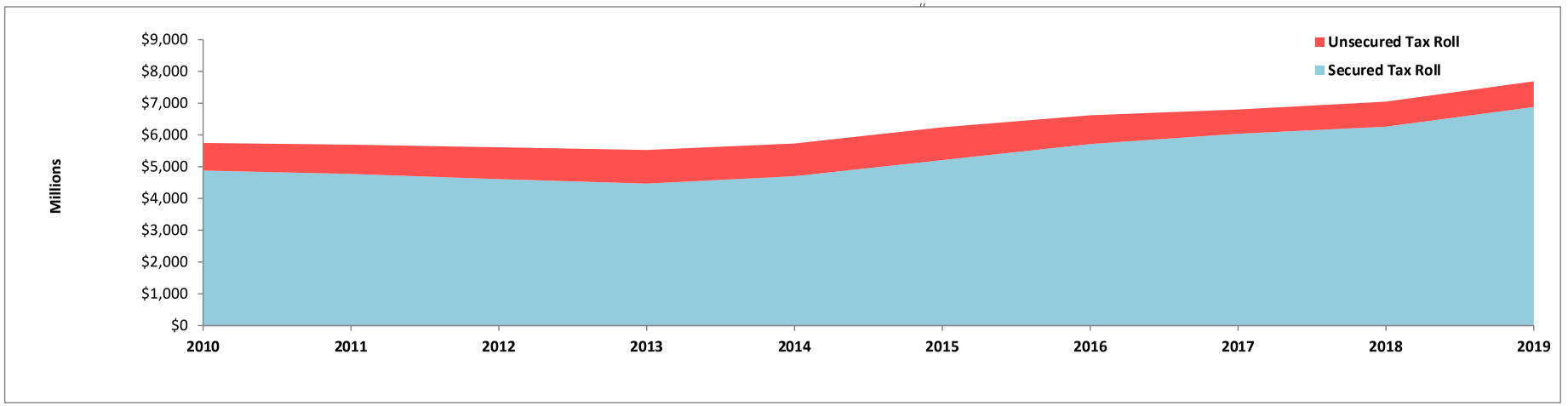

Fiscal Year	Secured Tax Roll			Unsecured Tax Roll	GROSS Tax Roll	LESS: Exemptions		NET Assessed Valuation ***	Total Direct Tax Rate ***
	Land	Improvements	Personal Property			HOPTR *	Others		
2010	$ 1,355,858,246	$ 3,488,509,274	$ 35,030,993	$ 868,770,588	$ 5,748,169,101	$ 65,495,515	$ 148,448,271	$ 5,534,225,315	0.73534
2011	1,271,652,002	3,468,075,002	32,556,725	921,168,099	5,693,451,828	64,704,851	174,568,314	5,454,178,663	0.73265
2012	1,199,342,285	3,380,327,868	29,398,082	1,000,793,072	5,609,861,307	62,930,462	163,259,839	5,383,671,006	0.73307
2013	1,154,280,061	3,284,318,842	29,454,784	1,058,290,739	5,526,344,426	61,050,228	167,858,949	5,297,435,249	0.72809
2014	1,244,373,590	3,426,800,074	29,431,527	1,030,705,786	5,731,310,977	58,985,158	184,163,403	5,488,162,416	0.17411
2015	1,431,988,767	3,744,776,351	29,751,906	1,033,971,545	6,240,488,569	57,725,918	187,268,875	5,995,493,776	0.14854 **
2016	1,596,856,457	4,088,152,986	28,100,163	905,755,131	6,618,864,737	57,212,685	195,920,004	6,365,732,048	0.15020
2017	1,734,578,352	4,271,018,852	31,382,377	763,128,074	6,800,107,655	56,350,900	203,066,563	6,540,690,192	0.15142
2018	1,912,263,271	4,316,648,943	30,152,799	789,812,811	7,048,877,824	55,968,158	206,618,682	6,786,290,984	0.15305
2019	2,097,264,749	4,752,331,104	29,396,436	808,915,163	7,687,907,452	55,103,121	206,894,237	7,425,910,094	0.15419

* Homeowners' Property Tax Relief

* Direct Tax Rate for FY 14-15 has been updated to reflect the AB8 adjustment for the first time on 2014-15 tax roll after CAFR was issued.

** The State Constitution requires property to be assessed at one hundred percent of the most recent purchase price, plus an increment of no more than two percent annually, plus any local over-rides. These values are considered to be full market values.

*** California cities do not set their own direct tax rate. The state constitution establishes the rate at 1% and allocates a portion of that amount, by an annual calculation, to all the taxing entities within a tax rate area. Beginning in 2013/14 the total Direct Rate no longer includes revenue generated from the former redevelopment tax rate areas. Challenges to recognized enforceable obligations are assumed to have been resolved during 2012/13. For the purposes of this report, residual revenue is assumed to be distributed to the City in the same proportions as general fund revenue.

Source: Contra Costa County Auditor Controller Office Certificate of Assessed Valuations

CITY OF PITTSBURG
Property Tax Rates
All Overlapping Governments
Last Ten Fiscal Years

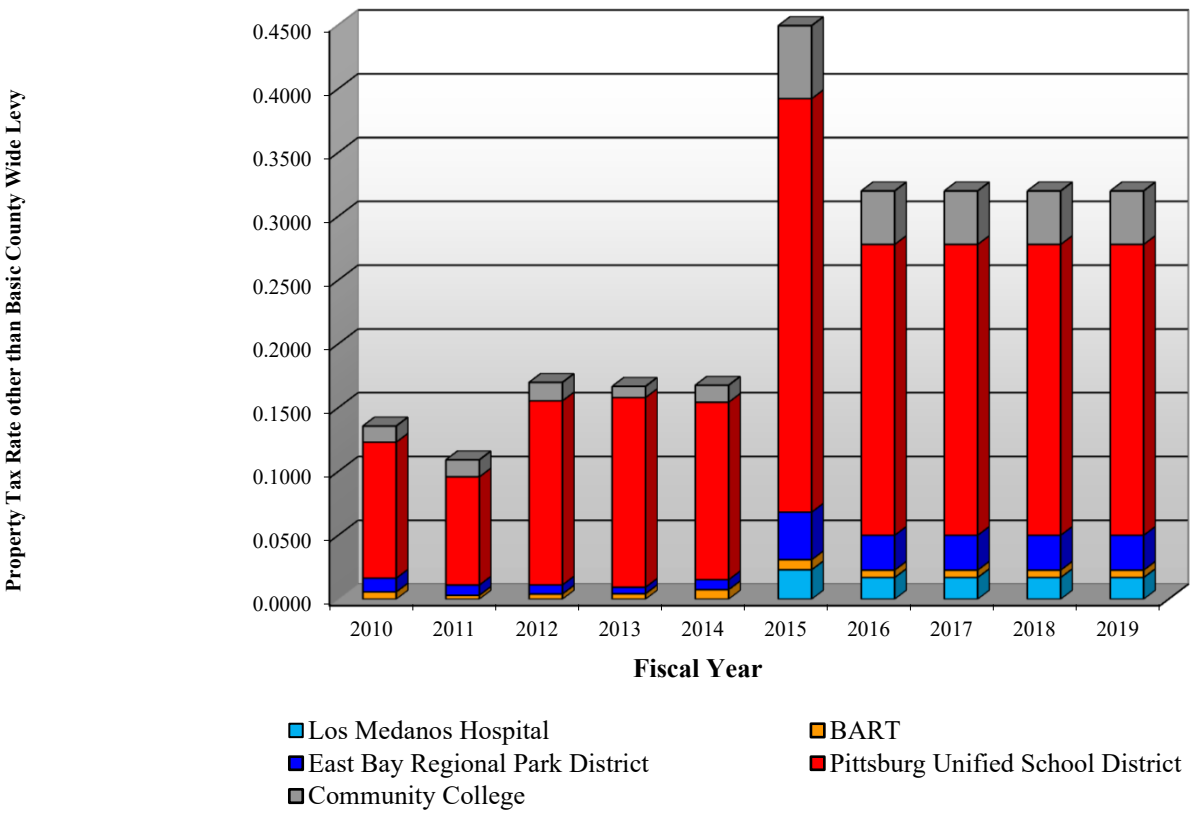

Fiscal Year	Basic County Wide Levy	Pittsburg Direct Rate*	Los Medanos Hospital	Bay Area Rapid Transit	East Bay Regional Park District	Pittsburg Unified School District	Community College	Total
2010	1.0000	0.73534	0.0000	0.0057	0.0108	0.1066	0.0126	1.8653
2011	1.0000	0.73265	0.0000	0.0031	0.0080	0.0848	0.0133	1.8388
2012	1.0000	0.73307	0.0000	0.0041	0.0071	0.1443	0.0144	1.8989
2013	1.0000	0.72809	0.0000	0.0043	0.0051	0.1487	0.0087	1.8906
2014	1.0000	0.17411	0.0000	0.0075	0.0078	0.1391	0.0133	1.3343
2015	1.0000	0.14854	0.0231	0.0079	0.0373	0.3241	0.0572	1.5902
2016	1.0000	0.15020	0.0170	0.0058	0.0273	0.2280	0.0419	1.4644
2017	1.0000	0.15142	0.0170	0.0058	0.0273	0.2280	0.0419	1.4656
2018	1.0000	0.15142	0.0170	0.0058	0.0273	0.2280	0.0419	1.4656
2019	1.0000	0.15142	0.0170	0.0058	0.0273	0.2280	0.0419	1.4656

* Pittsburg Direct Rate = the weighted average of City's Share of 1% levy & Redevelopment Rate
Source: Contra Costa County Assessors Office & HdL Coren & Cone

CITY OF PITTSBURG
Principal Property Tax Payers
Current Year and Nine Years Ago

	2018-19			2009-10		
Taxpayer	**Taxable Assessed Value**	**Rank**	**Percentage of Total City Taxable Assessed Value**	**Taxable Assessed Value**	**Rank**	**Percentage of Total City Taxable Assessed Value**
Dow Agrosciences LLC	$ 327,380,479	1	4.38%	$ -	-	0.00%
USS - Posco Industries	243,137,080	2	3.25%	303,868,260	2	6.41%
Calpine Corporation	185,000,000	3	2.47%	-	-	0.00%
K2 Pure Solution	161,926,065	4	2.16%	-	-	-
Delta Energy Center	159,000,000	5	2.13%	439,900,000	1	9.29%
Sierra Pacific Properties	118,605,816	6	1.59%	60,914,758	4	1.29%
KW Kirker Creek LLC	104,207,413	7	1.39%	30,000,000	7	0.63%
San Marco Properties LLC	83,180,720	8	1.11%			0.00%
Century Plaza Corporation	75,608,381	9	1.01%	40,278,162	6	0.85%
Douglas Products	58,803,065	10	0.79%			-
Dow Chemical Company	-		-	108,844,034	3	2.30%
Albert D Seeno Construction Co.	-		-	19,965,950	10	0.42%
Fund VIII PR Pittsburg, LLC	-		-	23,029,619	8	0.49%
FRG Presidents Park III LLC	-		-	21,129,810	9	0.45%
GWF Power System Limited Partner	-		-	48,683,172	5	1.03%
Subtotal	$ 1,516,849,019		20.28%	$ 1,096,613,765		21.67%

Total Net Assessed Valuation:

Fiscal Year 2018-19	$7,481,013,215
Fiscal Year 2009-10	$4,737,707,841

Source: HdL Coren & Cone

CITY OF PITTSBURG

Property Tax Levies and Collections June 30
Last Ten Fiscal Years

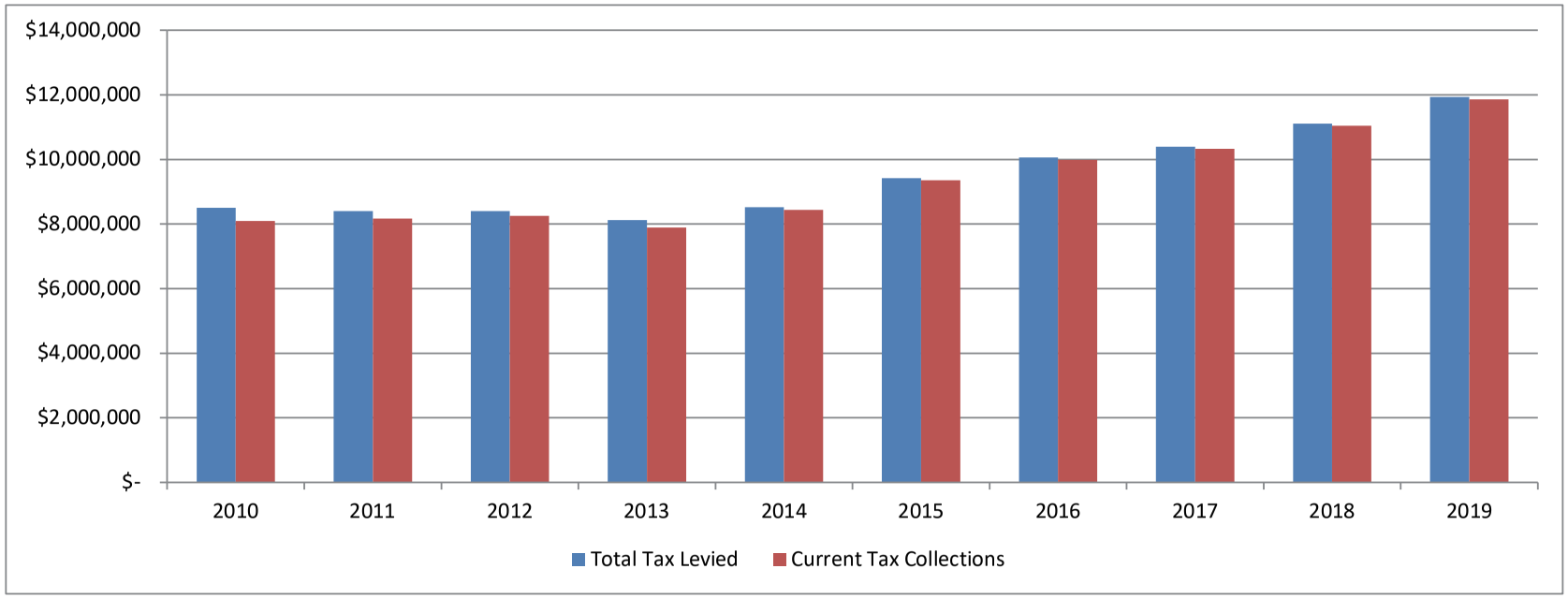

Fiscal Year	Total Tax Levied	Current Tax Collections	Percent of Levy County Collected *	Total Tax Collections	Percent of Total Tax Collections To Tax Levy	Amount Delinquent	Percent % Delinquent
2010	$ 8,502,712	$ 8,099,570	95.26%	$ 8,099,570	95.26%	$ 403,142	4.74%
2011	8,398,671	8,171,082	97.29%	8,171,082	97.29%	227,589	2.71%
2012	8,399,298	8,255,063	98.28%	8,255,063	98.28%	144,235	1.72%
2013	8,119,308	7,891,110	97.19%	7,891,110	97.19%	228,198	2.81%
2014	8,520,700	8,441,966	99.08%	8,441,966	99.08%	78,734	0.92%
2015	9,425,580	9,353,530	99.24%	9,353,530	99.24%	72,050	0.76%
2016	10,060,215	9,991,126	99.31%	9,991,126	99.31%	72,008	0.72%
2017	10,398,911	10,327,316	99.31%	10,327,316	99.31%	71,496	0.69%
2018	11,112,284	11,044,802	99.39%	11,044,802	99.39%	67,482	0.61%
2019	11,939,625	11,862,801	99.36%	11,862,801	99.36%	76,824	0.64%

* The County provides the City 100% of its tax levy under the "Teeter Plan", an agreement which allows the County to keep all interest and delinquency charges collected.

Source: CCC Auditor-Controller (Procedure 10-147)

CITY OF PITTSBURG

Ratio of Outstanding Debt by Type
Last Ten Fiscal Years

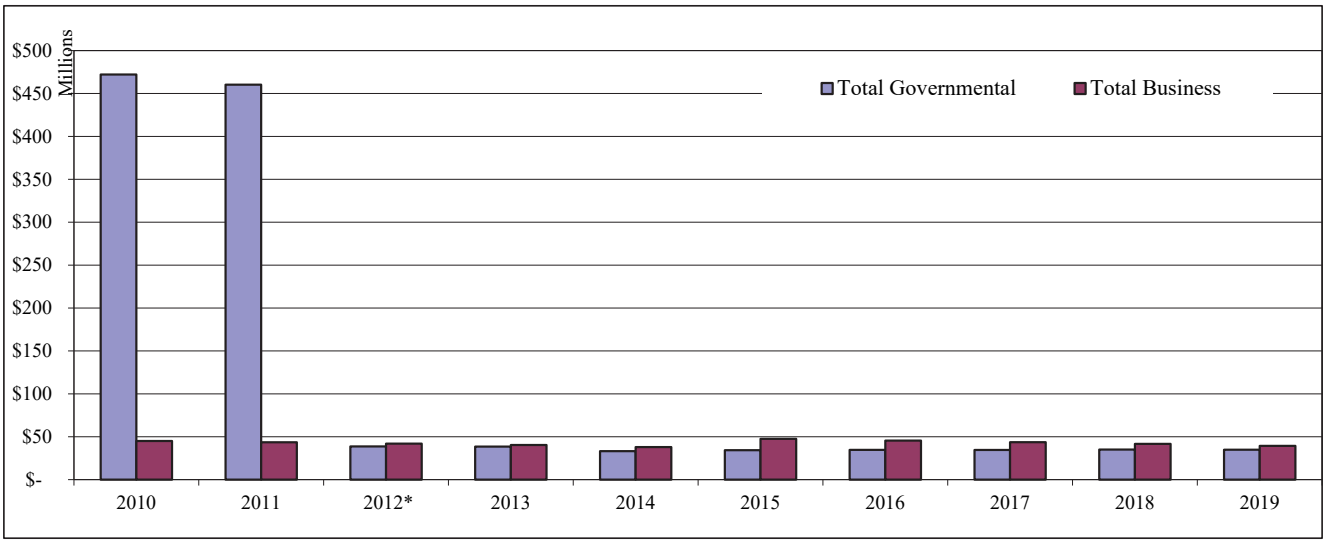

Fiscal Year	Governmental Activities: Successor Agency Bonds	Pension Obligation Bonds	City Loans/ Capital Leases	Total
2010	$ 430,852,493	$ 39,091,056	$ 2,201,772	$ 472,145,321
2011	421,249,828	39,026,056	-	460,275,884
2012*	-	38,726,056	-	38,726,056
2013	-	38,351,056	139,171	38,490,227
2014	-	33,157,051	105,815	33,262,866
2015	-	33,826,975	538,686	34,365,661
2016	-	34,036,850	646,382	34,683,232
2017	-	34,104,558	504,189	34,608,747
2018	-	34,030,018	1,089,735	35,119,753
2019	-	33,260,642	1,595,000	34,855,642

Fiscal Year	Business-Type Activities: Water Revenue Bonds	Sewer Revenue Bonds **	I-Bank Loan	Total	Total Primary Government	Percentage of Personal Income ***	Per Capita ***
2010	$ 36,425,000	$ 8,615,000	$ -	$ 45,040,000	$ 517,185,321	0.00%	7,961
2011	35,515,000	8,025,000	-	43,540,000	503,815,884	0.00%	8,013
2012	34,580,000	7,420,000	-	42,000,000	80,726,056	0.00%	1,248
2013	33,620,000	6,800,000	-	40,420,000	78,910,227	0.00%	1,202
2014	32,610,000	5,342,000	-	37,952,000	71,214,866	0.00%	1,068
2015	31,575,000	4,601,000	11,387,398	47,563,398	81,929,059	0.00%	1,202
2016	30,485,000	3,864,000	11,167,171	45,516,171	80,199,403	0.00%	1,155
2017	29,605,000	3,111,000	10,939,216	43,655,216	78,263,963	0.00%	1,107
2018	28,650,000	2,350,000	10,703,258	41,703,258	76,823,011	0.00%	1,065
2019	27,335,000	1,578,000	10,459,018	39,372,018	74,227,660	0.00%	1,025

Note : Debt amounts exclude any premiums, discounts, or other amortization amounts.
*With the dissolution of RDA in January 2012, the debts related to Former RDA moved to Successor Agency
**Sewer Revenue Bond was fully defeased as of June 30, 2014. It has been replaced with a private placement debt.
*** See Schedule of Demographic and Economic Statistics for personal income and population data.
Please refer to Note 7 for further information.
Sources: City of Pittsburg
State of California, Department of Finance (population)
U.S. Department of commerce, Bureau of the Census (income)

CITY OF PITTSBURG
Ratio of General Government Debt Outstanding
Last Ten Fiscal Years*

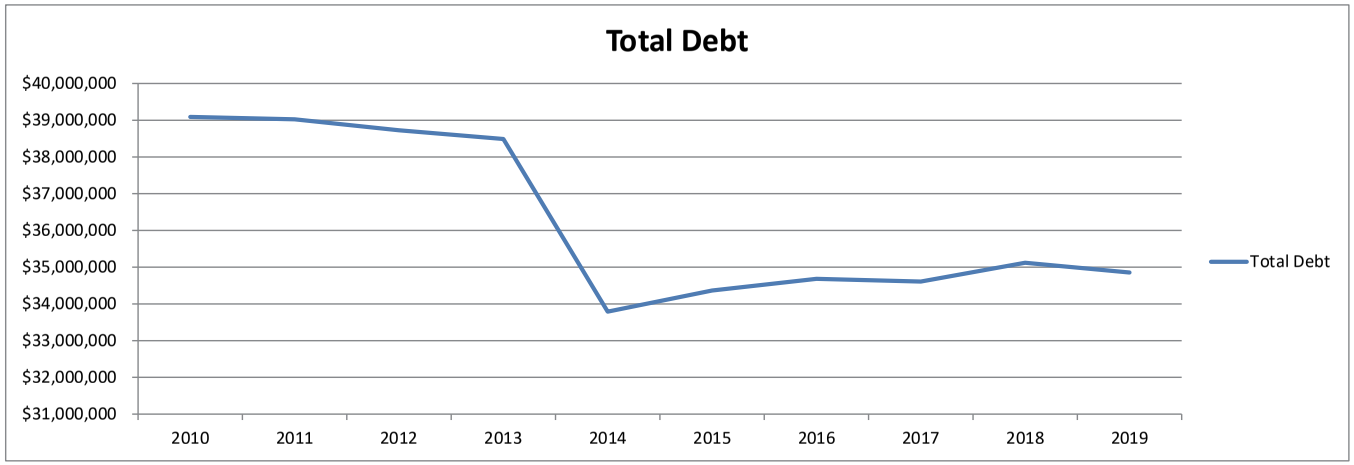

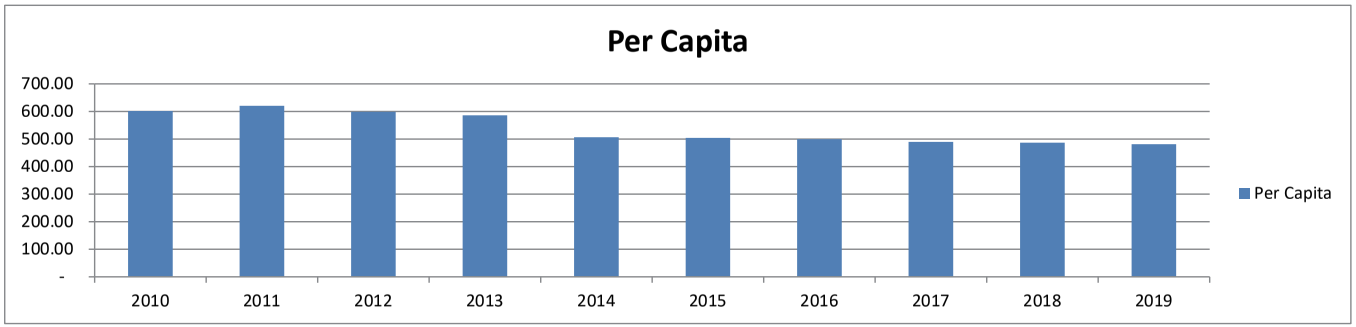

Fiscal Year	General Government Debt Outstanding: POB Bonds *	Capital Lease Street Sweeper	CEC Energy	PG&E Energy Efficient Retrofit	Capital Lease VOIP System	Capital Lease Fleet Vehicles/Street Sweeper	Capital Lease Fleet Equipment	Total Debt	Percentage of Total Gross Revenue		Per Capita	Debt Per Assessed Value
2010	$ 39,091,056	$ -	$ -	$ -	$ -	$ -	$ -	$ 39,091,056	42.62%		601.71	0.71%
2011	39,026,056	-	-	-	-	-	-	39,026,056	41.45%		620.67	0.72%
2012	38,726,056	-	-	-	-	-	-	38,726,056	45.85%		598.92	0.72%
2013	38,351,056	139,171	-	-	-	-	-	38,490,227	62.05%		586.17	0.73%
2014	33,157,051	105,815	526,313	-	-	-	-	33,789,179	54.90%		506.62	0.62%
2015	33,826,975	71,520	467,166	-	-	-	-	34,365,661	55.30%		504.34	0.57%
2016	34,036,850	240,114	406,268	-	-	-	-	34,683,232	50.99%		499.59	0.54%
2017	34,104,558	160,696	343,493	-	-	-	-	34,608,747	46.93%	**	489.66	0.53%
2018	34,030,018	116,339	278,821	209,740	484,835	-	-	35,119,753	45.78%	**	486.82	0.52%
2019	33,260,642	70,754	212,194	188,411	363,626	498,647	261,368	34,855,642	40.10%		481.19	0.47%

* 'The 2006 Pension Obligation Bonds (POB) includes the accreted amount of Capital Appreciation Bonds.
** FY 17 and 18 percent rates restated to reflect the correct revenue.

CITY OF PITTSBURG

Computation of Direct and Overlapping Debt

June 30, 2019

2018-19 Assessed Valuation (2) $2,542,336,692

Direct Debt	Total Debt Outstanding 6/30/2019	Percentage Applicable To City of Pittsburg (1)	Amount Applicable To City of Pittsburg
2006 PENSION OBLIGATION BONDS	$ 34,030,018	100.000%	$ 33,260,642
CAPITAL LEASES-STREET SWEEPER/VOIP/FLEET VEHICLES	601,174	100.000%	1,194,396
ENERGY EFFICIENT LOANS	488,561	100.000%	402,382
Sub-total Direct Debt			34,857,420
Overlapping Debt			
PITTSBURG UNIFIED 2006 BOND	151,075,000	98.805%	149,269,942
PITTSBURG UNIFIED 2010 BOND	95,318,211	98.805%	94,179,340
PITTSBURG UNIFIED 2004 BOND	56,430,000	98.805%	55,755,769
PITTSBURG UNIFIED 2014 BOND	64,785,000	98.805%	64,010,943
STATE FUND LOANS/INSTALL NOTE PAYABLE/CA ENERGY	23,555,563	8.333%	1,962,991
PITTSBURG UNIFIED 1995 BOND	12,475,000	98.805%	12,325,948
MT DIABLO 2010 2018 BOND	315,272,000	3.944%	12,435,184
MT DIABLO 2002 BOND	277,765,000	3.944%	10,955,806
CONTRA COSTA COMMUNITY COLLEGE 2006 BOND	281,570,000	3.660%	10,304,156
CONTRA COSTA COMMUNITY COLLEGE 2002 BOND	159,705,000	3.660%	5,844,462
BART BOND	219,953,951	3.647%	8,021,408
CONTRA COSTA COMMUNITY COLLEGE 2014 BOND	84,440,000	3.660%	3,090,112
ANTIOCH USD SFID 1	53,135,000	3.465%	1,841,073
ANTIOCH USD SFID 1 2012	59,225,329	3.465%	2,052,097
COUNTY GENERAL	122,585,000	3.647%	4,470,501
CCC PFA 1998A LRB	9,140,000	3.647%	333,323
CCC PFA 1999A LRB	7,750,000	3.647%	282,631
CCC PFA 2002A LRB	5,175,000	3.647%	188,725
CCC PFA 2003A LRB	4,235,000	3.647%	154,444
CCC PFA 2007A LRB	94,195,000	3.647%	3,435,158
CCC PFA 2009A LRB	10,233,557	3.647%	373,203
CCC PFA 2010A-1 LRB	10,580,000	3.647%	385,838
CCC PFA 2010A-2 LRB	13,130,000	3.647%	478,832
CCC PFA 2010A-3 LRB	20,700,000	3.647%	754,900
CCC PFA 2010B LRB	8,730,000	3.647%	318,371
CCC PFA 2012 LRB	8,074,191	3.647%	294,454
CCC PFA 2015 A&B LRB	52,210,000	3.647%	1,904,025
CCC PFA 2017A LRB	69,000,000	3.647%	2,516,332
CCC PFA 2017B LRB	88,900,000	3.647%	3,242,057
CONTRA COSTA FIRE	53,740,000	7.938%	4,265,658
EAST BAY PARKS 2009A MEASURE WW BONDS	77,218,361	3.647%	2,816,044
Sub-Total Overlapping Debt			458,263,727
Total Direct and Overlapping Debt			$ 493,121,147

DEBT TO ASSESSED VALUATION RATIOS	
Direct Debt	1.24%
Overlapping Debt	18.03%
Total Debt	19.26%

(1) Overlapping governments are those that coincide, at least in part, with the geographic boundaries of the city. The percentage of overlapping debt applicable is estimated by using taxable assessed values. Applicable percentages were estimated by determining the portion of another governmental unit's taxable assessed value that is within the city's boundaries and dividing it by each unit's total taxable assessed value.

(2) Net of $4,938676,523 Redevelopment Incremental Valuation

Source: HdL Coren & Cone, Contra Costa County Assessor and Auditor combined 2018/19 Lien Date Tax Rolls

CITY OF PITTSBURG
Computation of Legal Bonded Debt Margin
June 30, 2019

ASSESSED VALUATION:		
Secured property assessed value, net of exempt real property (a)	$2,542,336,692	
BONDED DEBT LIMIT (15% OF ASSESSED VALUE) (a)		$381,350,504
AMOUNT OF DEBT SUBJECT TO LIMIT:		
Total Bonded Debt (b)	$62,173,642	
Less:		
Revenue Bonds	28,913,000	
		33,260,642
LEGAL BONDED DEBT MARGIN		$348,089,862

Fiscal Year	Debt Limit	Total Net Debt Applicable to Limit	Legal Debt Margin	Total net debt applicable to the limit as a percentage of debt limit
2010	278,212,623	39,091,056	239,121,567	16.35%
2011	274,840,138	39,026,056	235,814,082	16.55%
2012	269,782,861	38,726,056	231,056,805	16.76%
2013	264,754,003	38,351,056	226,402,947	16.94%
2014	291,468,534	33,157,051	258,311,483	12.84%
2015	320,762,569	33,826,975	286,935,594	11.79%
2016	335,737,855	34,036,850	301,701,005	11.28%
2017	340,711,533	34,104,558	306,606,975	11.12%
2018	361,299,502	34,030,018	327,269,484	10.40%
2019	381,350,504	33,260,642	348,089,862	9.56%

Source: City Finance Department

(a) California Government Code Section 43605 sets the limit at 15%.

(b) Upon the dissolution of the Redevelopment Agency - City of Pittsburg effective January 31, 2012, a Successor Agency assumed the liabilities of the former Redevelopment Agency, therefore the total bonded debt and revenue bonds have decreased in all years for comparative purposes.

CITY OF PITTSBURG
Revenue Bond Coverage
Wastewater Revenue Bonds

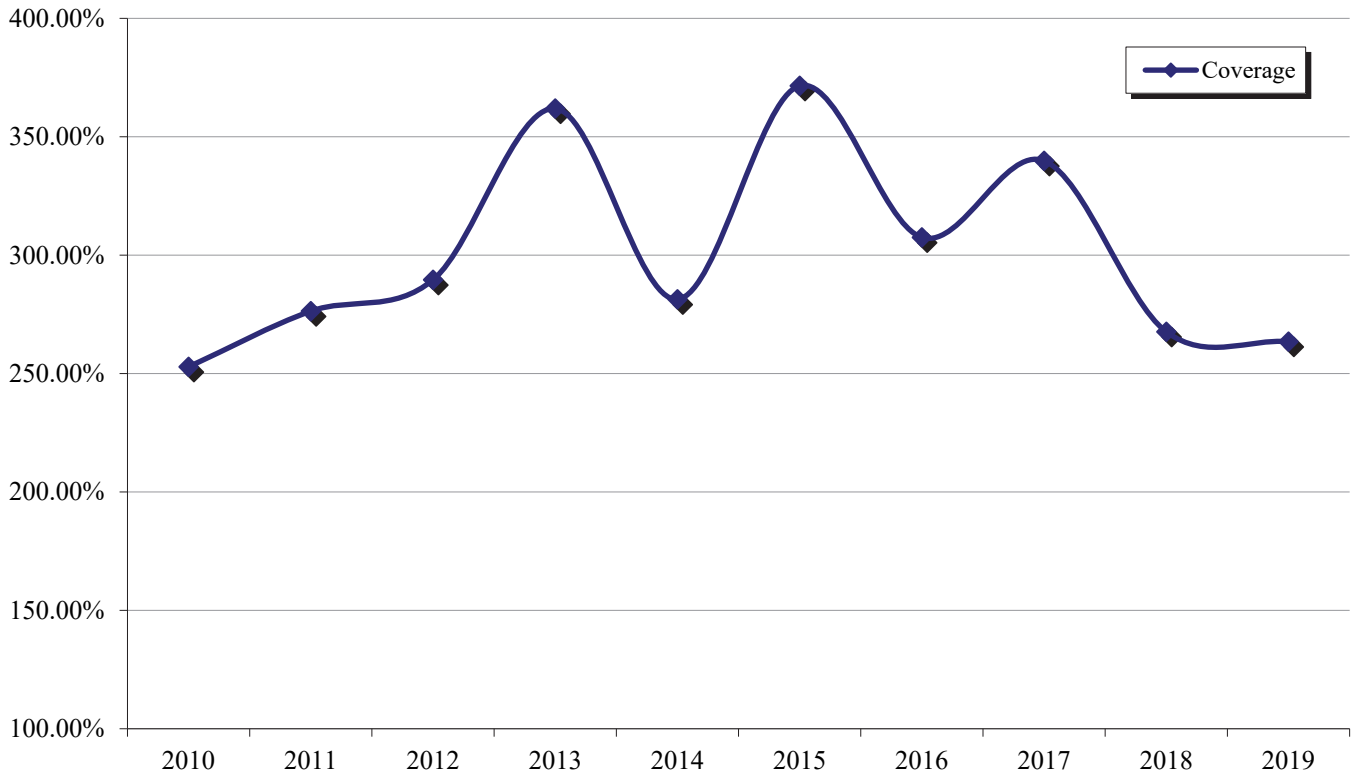

Fiscal Year	Gross Revenue	Operating Expenses	Net Revenue Available for Debt Service	Debt Service Requirements			Coverage
				Principal	Interest *	Total	
2010	$ 4,431,558	$ 2,032,469	$ 2,399,089	$ 570,000	$ 378,784	$ 948,784	2.53
2011	4,407,092	1,846,762	2,560,330	590,000	336,436	926,436	2.76
2012	4,651,016	1,971,734	2,679,282	605,000	320,198	925,198	2.90
2013	5,111,678	1,799,354	3,312,324	620,000	295,207	915,207	3.62
2014	4,917,728	1,992,182	2,925,546	640,000	399,786	1,039,786	2.81
2015	5,022,745	1,965,165	3,057,580	741,000	81,986	822,986	3.72
2016	5,024,185	2,547,410	2,476,775	737,000	68,464	805,464	3.07
2017	5,107,869	2,355,218	2,752,651	753,000	56,986	809,986	3.40
2018	5,168,294	3,011,303	2,156,991	761,000	44,922	805,922	2.68
2019	4,939,327	2,817,905	2,121,422	772,000	33,112	805,112	2.63

* Interest is lowered due to the refunding of the 2004 Wastewater Bond (per Resolution 14-0270 dated 6/6/14). The City executed a private Installment Sale Agreement with Bank of the West for a lower interest rate of 1.55% per annum.

Note: Coverage requirements of a least 1.20 times higher than debt service for any fiscal year.
Source: City of Pittsburg Annual Financial Statements as analyzed by Finance Division Revenue Manager

CITY OF PITTSBURG
Revenue Bond Coverage
2016 (Refunded 1997, 2005, and 2008) Water Revenue Bonds

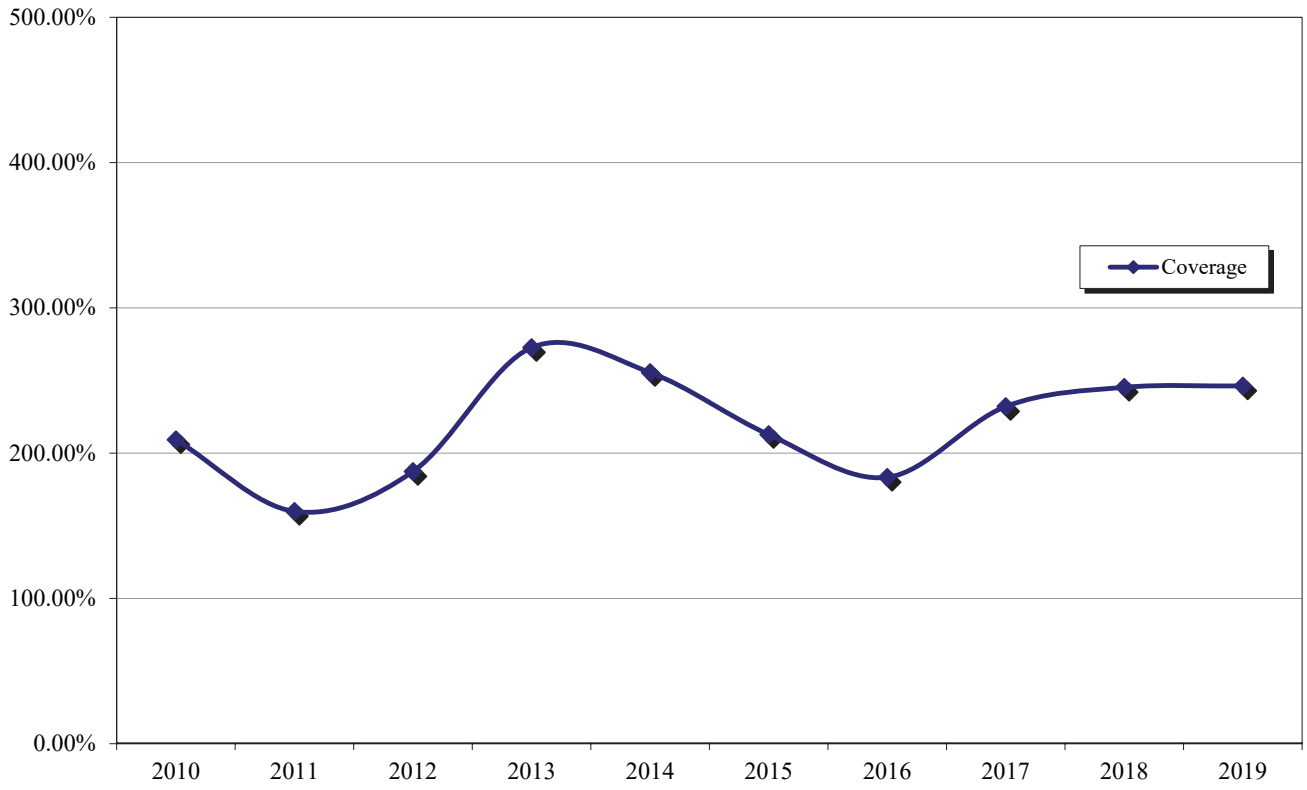

Fiscal Year	Gross Revenue	Operating Expenses	Net Revenue Available for Debt Service	Debt Service Requirements			Coverage
				Principal	Interest	Total	
2010	$ 16,489,040	$ 11,380,669	$ 5,108,371	$ 685,000	$ 1,756,422	$ 2,441,422	2.09
2011	16,622,010	11,087,014	5,534,996	835,000	2,626,509	3,461,509	1.60
2012	17,149,663	12,120,679	5,028,984	910,000	1,773,709	2,683,709	1.87
2013	19,205,915	12,279,325	6,926,590	960,000	1,580,278	2,540,278	2.73
2014	18,991,247	12,777,146	6,214,101	1,010,000	1,421,992	2,431,992	2.56
2015	18,272,979	12,379,283	5,893,696	1,035,000	1,734,374	2,769,374	2.13
2016	18,592,332	13,088,660	5,503,672	1,310,226	1,691,311	3,001,537	1.83
2017	19,331,187	12,933,557	6,397,630	1,472,956	1,283,708	2,756,664	2.32
2018	21,519,127	14,547,037	6,972,090	1,190,958	1,651,243	2,842,201	2.45
2019	23,369,888	15,605,367	7,764,521	1,559,240	1,594,020	3,153,260	2.46

Note: This schedule has been modified to reconcile to the Revenue Manager's analysis for annual Bond Disclosures,
Source: City of Pittsburg Annual Financial Statements as Analyzed by the Finance Division Revenue Manager

CITY OF PITTSBURG
Successor Agency Bonded Debt Pledged Revenue Coverage
Tax Allocation Bonds
Last Ten Fiscal Years

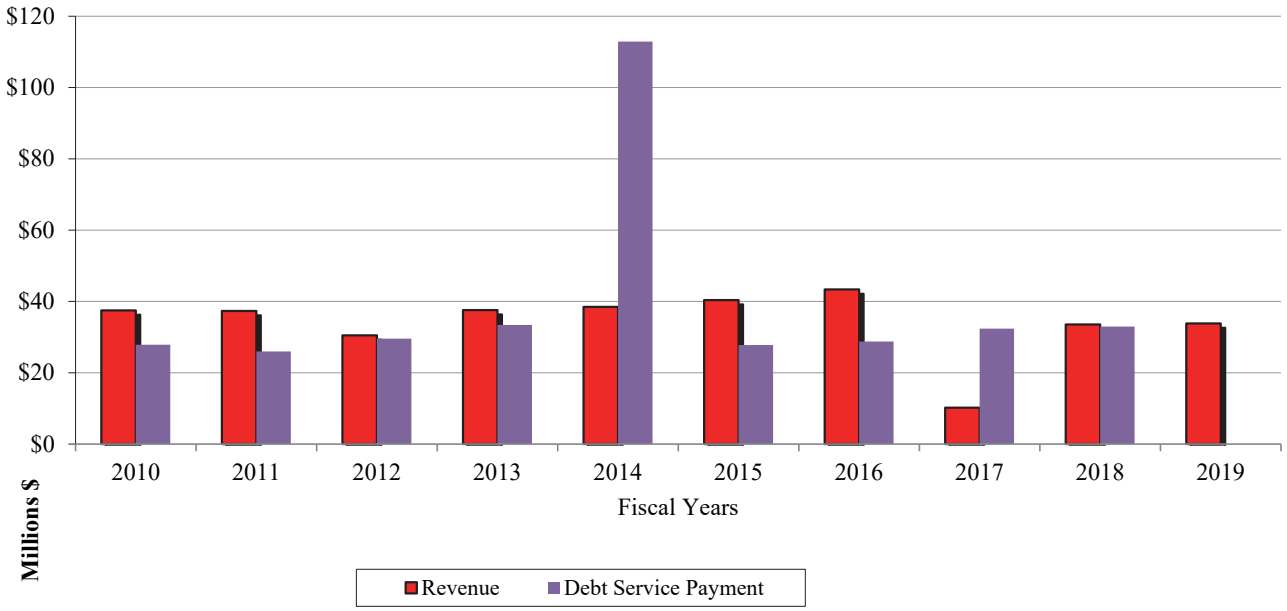

Fiscal Year	Tax Increment Revenue	Debt Service Requirements				Coverage
		Principal		Interest	Total	
2010	$ 37,493,101	$ 7,985,000		$ 19,873,150	$ 27,858,150	1.35
2011	37,342,837	9,310,000		16,683,580	25,993,580	1.44
2012	30,497,707	11,185,000		18,391,950	29,576,950	1.03
2013	37,580,423	15,595,000		17,812,924	33,407,924	1.12
2014	38,486,428	93,635,000	*	19,250,447	112,885,447	0.34
2015	40,387,530	13,355,000	**	14,415,839	27,770,839	1.45
2016	43,371,250	16,655,000		12,113,046	28,768,046	1.51
2017	10,218,501	20,250,000		12,125,192	32,375,192	0.32
2018	33,553,848	21,310,000		11,652,527	32,962,527	1.02
2019	33,840,468	22,350,000		10,795,387	33,145,387	1.02

* The 2014 Tax Allocation Refunding Bond was issued to fully refunded 2003A Bonds and partly refund the 1999 CIP portion. Refer to Note 14 for additional information on refunding.
The 2016 Refunding Bond was excluded for trending purpose
** The interest amount excludes the Letter of Credit fees and costs associated with 2016 bond refunding

Source: City of Pittsburg Annual Financial Statements

CITY OF PITTSBURG
Demographic and Economic Statistics
Last Ten Fiscal Years

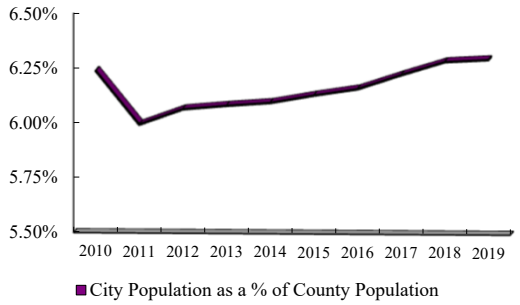



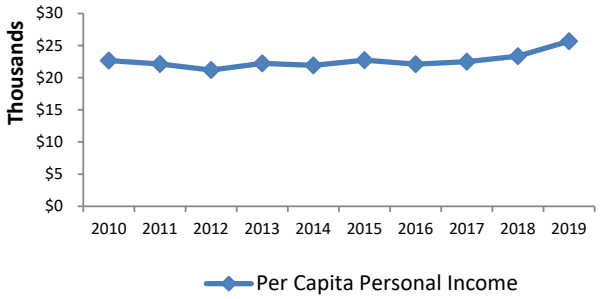



Fiscal Year	City * Population	Total ** Personal Income	Per Capita Personal Income	Unemployment*** Rate (%)	Contra Costa * County Population	Pittsburg Population % of County
2010	64,967	$ 1,472,579,000	$ 22,667	11.3%	1,041,274	6.24%
2011	62,877	1,391,528,000	22,131	12.3%	1,049,025	5.99%
2012	64,660	1,370,214,000	21,191	11.0%	1,066,096	6.07%
2013	65,664	1,459,608,000	22,228	13.4%	1,079,597	6.08%
2014	66,695	1,461,822,000	21,918	9.7%	1,094,000	6.10%
2015	68,140	1,548,229,000	22,721	5.9%	1,111,339	6.13%
2016	69,424	1,534,225,000	22,099	5.8%	1,126,745	6.16%
2017	70,679	1,589,374,000	22,487	5.0%	1,135,127	6.23%
2018	72,141	1,684,104,000	23,345	3.7%	1,147,439	6.29%
2019	72,437	1,859,890,000	25,676	3.7%	1,150,215	6.30%

Source: * www.americanfactfinder.com
** from HdL Coren Report
*** www. homefacts.com

CITY OF PITTSBURG

Principal Employers
Current Year and Nine Years Ago

	2018-19 *			2009-10 **		
Employer	Number of Employees	Rank	Percentage of Total City Employment	Number of Employees	Rank	Percentage of Total City Employment
Pittsburg Unified School District	1,242	1	3.9%	868	2	2.7%
Los Medanos Community College	584	2	1.8%	520	3	1.6%
USS - Posco Industries	581	3	1.8%	1,000	1	3.1%
Dow Chemical Company	350	4	1.1%	425	4	1.3%
Ramar Foods	352	5	1.1%	-	-	-
City of Pittsburg	270	6	0.8%	275	7	0.9%
Walmart	222	7	0.7%	320	5	1.0%
Home Depot	145	8	0.5%	-	-	-
Cardenas	143	9	0.4%	-	-	-
WinCo Foods	143	9	0.4%	-	-	-
Redwood Painting	125	10	0.4%	-	-	-
Contra Costa Health Center	-		-	300	6	0.9%
Safeway	-		-	180	8	0.6%
Target	-		-	154	9	0.5%
Best Buy Stores	-		-	150	10	0.5%
Subtotal	4,157		13.0%	4,192		13.2%
Employees in the City of Pittsburg	31,873	***		31,873	**	

Source: * Telephone Survey by Finance Staff
**2009-10 data from CAFR
*** www.americanfactfinder.com

CITY OF PITTSBURG

Actual Full-Time Equivalent City Government Employees by Function
Last Ten Fiscal Years

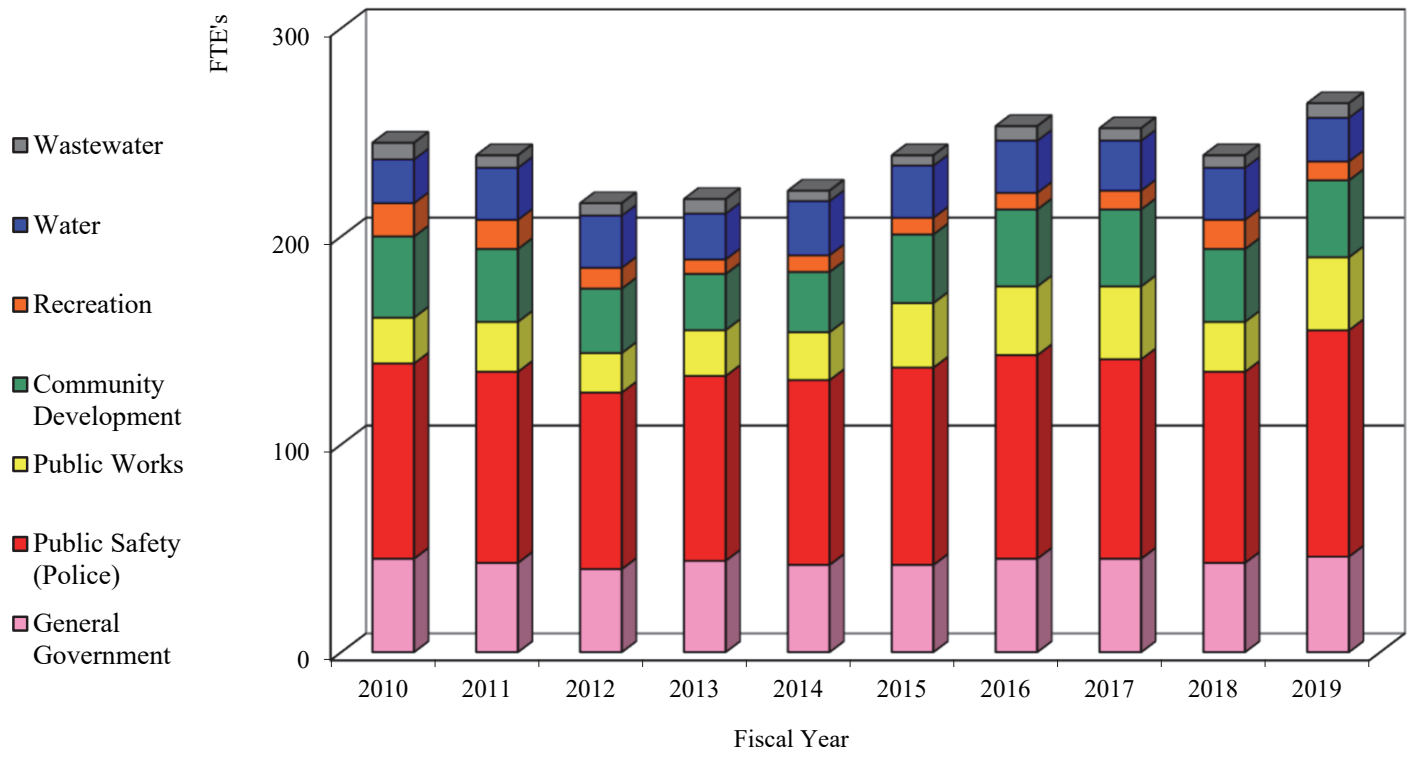

	June 30, 2019									
Function	**2010**	**2011**	**2012**	**2013**	**2014**	**2015**	**2016**	**2017**	**2018**	**2019**
General Government	45	43	40	44	42	42	45	45	43	46
Public Safety (Police)	94	92	85	89	89	95	98	96	101	109
Public Works	22	24	19	22	23	31	33	35	37	35
Community Development	39	35	31	27	29	33	37	37	37	37
Recreation	16	14	10	7	8	8	8	9	9	9
Water	21	25	25	22	26	25	25	24	23	21
Wastewater	8	6	6	7	5	5	7	6	6	7
Total	245	239	216	218	222	239	253	252	256	264

Source: City of Pittsburg

CITY OF PITTSBURG

Operating Indicators by Function/Program

Last Ten Fiscal Years

	2010	2011	2012	2013
Function/Program				
Public safety:				
Police:				
*** Police calls for Service	68,371	69,576	66,145	67,349
Law violations:				
*** Part I and Part II crimes	7,445	8,069	7,622	7,081
*** Physical arrests (adult and juvenile)	3,770	4,798	4,033	3,269
*** Traffic violations (VC14601 & VC12500)	1,772	2,454	1,732	1,175
(Fire Protection is Contra Costa County)				
Public works				
Street Re-surfacing (Miles)				14.26
Streets Repaired (square feet)	71,809	84,420	84,001	82,314
Leisure Services:				
Community Services:				
Swim Participants	*	*	264	1,980
Softball Participants	*	*	2,300	580
Small World Park Gate Attendance	15,833	*	19,783	24,732
Senior Center Nutrition/Exercise Class Participants	16,777	18,186	13,786	14,980
Water				
Number of Meters Served	17,097	17,254	17,444	17,664
Water Main Breaks	74	45	60	50
Average Daily Consumption (millions of gallons)	8.5	7.9	8.5	9.1
Wastewater				
Miles of Sewer Line (Excluding line operated by Delta Diablo District 7-A)	171	172	172	175
Solid Waste				
Refuse Landfilled (tons per year)	49,978	45,106	46,892	52,722
Recyclables Processed (tons per year)	33,948	35,868	37,784	42,213

*Leisure Services Data not Available due to City Reorganization and Early Retirement.
** FY 2013 & FY 2014 Number corrected. Prior CAFR reported number of classes, updated to reflect number of Participants.
*** FY 2016 Numbers corrected.
**** All numbers restated to calendar years to be in line with the DOJ - FBI Uniform Crime Report publication.

Source: City of Pittsburg Divisions & Prior Year CAFR's

	2014	2015	2016	2017	2018	2019
	77,569	76,346	72,426	80,631	80,133	-
	7,725	7,729	7,286	7,663	7,778	-
	3,225	3,287	2,805	3,329	2,808	-
	920	1,032	706	1,193	908	-
	13.41	1.55	0.80	0	0.97	0.25
	24,404	46,905	52,503	44,795	48,305	40,028
	2,320	3,100	1,600 * *	2,379	2,301	2,335
	850	731	590	650	616	750
	25,780	28,420	27,666	25,050	22,839	22,999
**	19,339 **	22,423	20,014	11,305	16,000	17,210
	17,880	18,094	18,359	18,574	18,759	18,767
	59	71	80	46	32	27
	8.2	7.8	7.3	8.6	8	8.1
	177	171	176	178	179	180
	53,753	51,564	63,500	59,559	70,982	94,092
	44,213	39,313	48,500	48,500	42,811	54,940

CITY OF PITTSBURG
Capital Asset Statistics by Function/Program
Last Ten Fiscal Years

Function/Program	2010	2011	2012	2013
Public safety:				
Police stations	1	1	1	1
Police patrol units (Includes Unmarked)	52	52	52	55
Public works				
Miles of streets (Center Line)	157.00	157.00	165.35	165.35
Street lights (Total)	4,194	4,278	2,041	2,122
Traffic Signals	61	61	61	60
Culture and recreation:				
Community services:				
City Parks	21	21	23 *	23
City parks acreage	145	145	145	145
Roadway landscaping acreage	19	19	19	19
Regional park acreage	56	56	56	56
Regional park facilities:				
Golf courses (18 holes)	1	1	1	1
Marina Fuel Station	1	1	1	1
Community Civic Center	1	1	1	1
Senior centers	1	1	1	1
Swimming pools	1	1	1	1
Tennis courts	3	3	3	3
Water				
Storage capacity (millions of gallons)	19.3	19.3	19.3	19.3
Miles of Water Mains	222	222	224	225
Wastewater				
Miles of Storm Drains	92	93	94	95

Note: n/a denotes information is not available.
*FY 2012 # OF City Parks Corrected. 2-School Soccer Fields not included in City parks number.
** In 2016, the City remeasured all water lines using the new GIS System
Source: City of Pittsburg Staff & Prior Year CAFR's

2014	2015	2016	2017	2018	2019
1	1	1	1	1	1
63	64	67	69	69	83
165.35	163.79	164.63	169.90	169.90	169.90
4,331	4,358	4,287	4,287	4,287	4,287
61	61	63	63	63	63
23	24	24	24	26	26
145	147	147	147	322	322
20	22	22	22	22	22
56	56	56	56	56	56
1	1	1	1	1	1
1	1	1	1	1	1
1	1	1	1	1	1
1	1	1	1	1	1
1	1	1	1	1	1
3	3	3	3	3	3
19.3	19.3	19.3	19.3	19.3	19.3
227	229	224 **	227	227	227
95	101	101	103	104	104



CITY OF PITTSBURG

Comprehensive Annual Financial Report

June 30, 2019

MAZE & ASSOCIATES

INDEPENDENT ACCOUNTANT'S REPORT ON APPLYING AGREED UPON PROCEDURES FOR COMPLIANCE WITH THE PROPOSITION 111 2019-2020 APPROPRIATIONS LIMIT INCREMENT

Honorable Mayor and Members of the City Council
City of Pittsburg, California

We have performed the procedures below which were agreed to by the City of Pittsburg, California, on the Appropriations Limit Worksheet (Worksheet) for the year ended June 30, 2020. The City's management is responsible for the Worksheet. These procedures, which were suggested by the League of California Cities and presented in their Article XIIIB Appropriations Limitation Uniform Guidelines, were performed solely to assist you in meeting the requirements of Section 1.5 of Article XIIIB of the California Constitution. The sufficiency of these procedures is solely the responsibility of the City. Consequently, we make no representation regarding the sufficiency of the procedures described below either for the purpose for which this report has been requested or for any other purpose.

The procedures you requested us to perform and our findings were as follows:

A. We obtained the Appropriations Limitation Worksheet and determined that the 2019-2020 Appropriations Limit of $168,618,605 and annual adjustment factors were adopted by Resolution of the City Council. We also determined that the population and inflation options were selected by a recorded vote of the City Council.

B. We recomputed the 2019-2020 Appropriations Limit by multiplying the 2018-2019 Prior Year Appropriations Limit by the Total Growth Factor. We recomputed the Total Growth Factor by multiplying the population option by the inflation option.

C. For the Worksheet, we agreed the Per Capita Income Factor, City Population Factor and County Population Factor to California State Department of Finance Worksheets.

This agreed-upon procedures engagement was conducted in accordance with attestation standards established by the American Institute of Certified Public Accountants. We were not engaged to and did not conduct an examination or review, the objective of which would be the expression of an opinion or conclusion, respectively, on the Worksheet. Accordingly, we do not express such an opinion or conclusion. Had we performed additional procedures, other matters might have come to our attention that would have been reported to you.

This report is intended solely for the information and use of management and the City Council and is not intended to be and should not be used by anyone other than those specified parties; however, this restriction is not intended to limit the distribution of this report, which is a matter of public record.

Maze & Associates

Pleasant Hill, California
December 2, 2019

Accountancy Corporation
3478 Buskirk Avenue, Suite 215
Pleasant Hill, CA 94523

T 925.930.0902
F 925.930.0135
E maze@mazeassociates.com
W **mazeassociates.com**

CITY OF PITTSBURG

MEMORANDUM ON INTERNAL CONTROL

FOR THE YEAR ENDED JUNE 30, 2019

This Page Left Intentionally Blank

CITY OF PITTSBURG
MEMORANDUM ON INTERNAL CONTROL

For the Year Ended June 30, 2019

Table of Contents

Page

Memorandum on Internal Control 1

Schedule of Other Matters..... …3

This Page Left Intentionally Blank

MAZE & ASSOCIATES

MEMORANDUM ON INTERNAL CONTROL

To the City Council of
the City of Pittsburg, California

In planning and performing our audit of the financial statements of the City of Pittsburg (City), as of and for the year ended June 30, 2019, in accordance with auditing standards generally accepted in the United States of America, we considered the City's internal control over financial reporting (internal control) as a basis for designing our auditing procedures that are appropriate in the circumstances for the purpose of expressing our opinions on the financial statements, but not for the purpose of expressing an opinion on the effectiveness of the City's internal control. Accordingly, we do not express an opinion on the effectiveness of the City's internal control.

A deficiency in internal control exists when the design or operation of a control does not allow management or employees, in the normal course of performing their assigned functions, to prevent, or detect and correct misstatements on a timely basis. A material weakness is a deficiency, or a combination of deficiencies, in internal control, such that there is a reasonable possibility that a material misstatement of the City's financial statements will not be prevented, or detected and corrected, on a timely basis.

Our consideration of internal control was for the limited purpose described in the first paragraph and was not designed to identify all deficiencies in internal control that might be material weaknesses. In addition, because of inherent limitations in internal control, including the possibility of management override of controls, misstatements due to error or fraud may occur and not be detected by such controls. Given these limitations during our audit, we did not identify any deficiencies in internal control that we consider to be material weaknesses. However, material weaknesses may exist that have not been identified.

Included in the Schedule of Other Matters are recommendations not meeting the above definitions that we believe are opportunities for strengthening internal controls and operating efficiency.

This communication is intended solely for the information and use of management, City Council, others within the organization, and agencies and pass-through entities requiring compliance with *Government Auditing Standards*, and is not intended to be and should not be used by anyone other than these specified parties.

Maze & Associates

Pleasant Hill, California
December 2, 2019

Accountancy Corporation
3478 Buskirk Avenue, Suite 215
Pleasant Hill, CA 94523

T 925.930.0902
F 925.930.0135
E maze@mazeassociates.com
W **mazeassociates.com**

This Page Left Intentionally Blank

SCHEDULE OF OTHER MATTERS

2019-01: NEW GASB PRONOUNCEMENTS OR PRONOUNCEMENTS NOT YET EFFECTIVE

The following comment represents new pronouncements taking affect in the next few years. We cite them here to keep you informed of developments.

Effective in fiscal year 2019-20:

GASB 84 - *Fiduciary Activities*

The objective of this Statement is to improve guidance regarding the identification of fiduciary activities for accounting and financial reporting purposes and how those activities should be reported.

This Statement establishes criteria for identifying fiduciary activities of all state and local governments. The focus of the criteria generally is on (1) whether a government is controlling the assets of the fiduciary activity and (2) the beneficiaries with whom a fiduciary relationship exists. Separate criteria are included to identify fiduciary component units and postemployment benefit arrangements that are fiduciary activities.

This Statement describes four fiduciary funds that should be reported, if applicable: (1) pension (and other employee benefit) trust funds, (2) investment trust funds, (3) private-purpose trust funds, and (4) custodial funds. Custodial funds generally should report fiduciary activities that are not held in a trust or equivalent arrangement that meets specific criteria.

GASB 90 - *Majority Equity Interests—(an amendment of GASB Statements No. 14 and No. 61)*

The primary objectives of this Statement are to improve the consistency and comparability of reporting a government's majority equity interest in a legally separate organization and to improve the relevance of financial statement information for certain component units. It defines a majority equity interest and specifies that a majority equity interest in a legally separate organization should be reported as an investment if a government's holding of the equity interest meets the definition of an investment. A majority equity interest that meets the definition of an investment should be measured using the equity method, unless it is held by a special-purpose government engaged only in fiduciary activities, a fiduciary fund, or an endowment (including permanent and term endowments) or permanent fund. Those governments and funds should measure the majority equity interest at fair value.

For all other holdings of a majority equity interest in a legally separate organization, a government should report the legally separate organization as a component unit, and the government or fund that holds the equity interest should report an asset related to the majority equity interest using the equity method. This Statement establishes that ownership of a majority equity interest in a legally separate organization results in the government being financially accountable for the legally separate organization and, therefore, the government should report that organization as a component unit.

This Statement also requires that a component unit in which a government has a 100 percent equity interest account for its assets, deferred outflows of resources, liabilities, and deferred inflows of resources at acquisition value at the date the government acquired a 100 percent equity interest in the component unit. Transactions presented in flows statements of the component unit in that circumstance should include only transactions that occurred subsequent to the acquisition.

SCHEDULE OF OTHER MATTERS

2019-01: NEW GASB PRONOUNCEMENTS OR PRONOUNCEMENTS NOT YET EFFECTIVE (Continued)

Effective in fiscal year 2020-21:

GASB 87 - *Leases*

The objective of this Statement is to better meet the information needs of financial statement users by improving accounting and financial reporting for leases by governments. This Statement increases the usefulness of governments' financial statements by requiring recognition of certain lease assets and liabilities for leases that previously were classified as operating leases and recognized as inflows of resources or outflows of resources based on the payment provisions of the contract. It establishes a single model for lease accounting based on the foundational principle that leases are financings of the right to use an underlying asset. Under this Statement, a lessee is required to recognize a lease liability and an intangible right-to-use lease asset, and a lessor is required to recognize a lease receivable and a deferred inflow of resources, thereby enhancing the relevance and consistency of information about governments' leasing activities.

GASB 89 - *Accounting for Interest Cost Incurred before the End of a Construction Period*

The objectives of this Statement are (1) to enhance the relevance and comparability of information about capital assets and the cost of borrowing for a reporting period and (2) to simplify accounting for interest cost incurred before the end of a construction period.

This Statement establishes accounting requirements for interest cost incurred before the end of a construction period. Such interest cost includes all interest that previously was accounted for in accordance with the requirements of paragraphs 5–22 of Statement No. 62, *Codification of Accounting and Financial Reporting Guidance Contained in Pre-November 30, 1989 FASB and AICPA Pronouncements,* which are superseded by this Statement. This Statement requires that interest cost incurred before the end of a construction period be recognized as an expense in the period in which the cost is incurred for financial statements prepared using the economic resources measurement focus. As a result, interest cost incurred before the end of a construction period will not be included in the historical cost of a capital asset reported in a business-type activity or enterprise fund.

This Statement also reiterates that in financial statements prepared using the current financial resources measurement focus, interest cost incurred before the end of a construction period should be recognized as an expenditure on a basis consistent with governmental fund accounting principles.

SCHEDULE OF OTHER MATTERS

2019-01: NEW GASB PRONOUNCEMENTS OR PRONOUNCEMENTS NOT YET EFFECTIVE (Continued)

Effective in fiscal year 2021-22:

GASB 91 - *Conduit Debt Obligations*

The primary objectives of this Statement are to provide a single method of reporting conduit debt obligations by issuers and eliminate diversity in practice associated with (1) commitments extended by issuers, (2) arrangements associated with conduit debt obligations, and (3) related note disclosures. This Statement achieves those objectives by clarifying the existing definition of a conduit debt obligation; establishing that a conduit debt obligation is not a liability of the issuer; establishing standards for accounting and financial reporting of additional commitments and voluntary commitments extended by issuers and arrangements associated with conduit debt obligations; and improving required note disclosures.

This Statement also addresses arrangements—often characterized as leases—that are associated with conduit debt obligations.

This Statement requires issuers to disclose general information about their conduit debt obligations, organized by type of commitment, including the aggregate outstanding principal amount of the issuers' conduit debt obligations and a description of each type of commitment. Issuers that recognize liabilities related to supporting the debt service of conduit debt obligations also should disclose information about the amount recognized and how the liabilities changed during the reporting period.

CITY OF PITTSBURG

REQUIRED COMMUNICATIONS

FOR THE YEAR ENDED JUNE 30, 2019

This Page Left Intentionally Blank

CITY OF PITTSBURG
REQUIRED COMMUNICATIONS

For The Year Ended June 30, 2019

Table of Contents

Page

Required Communications 1

Significant Findings 1

Accounting Policies 1

Unusual Transactions, Controversial or Emerging Areas 1

Accounting Estimates 1

Disclosures 2

Difficulties Encountered in Performing the Audit 2

Corrected and Uncorrected Misstatements 2

Disagreements with Management 3

Management Representations 3

Management Consultations with Other Independent Accountants 3

Other Audit Findings and Issues 3

Other Information Accompanying the Financial Statements 3

This Page Left Intentionally Blank

MAZE & ASSOCIATES

REQUIRED COMMUNICATIONS

To the City Council of
the City of Pittsburg, California

We have audited the basic financial statements of the City of Pittsburg, California (City), for the year ended June 30, 2019. Professional standards require that we communicate to you the following information related to our audit under generally accepted auditing standards, *Government Auditing Standards* and Uniform Guidance.

Significant Audit Findings

Accounting Policies

Management is responsible for the selection and use of appropriate accounting policies. The significant accounting policies used by the City are described in Note 1 to the financial statements. No new accounting policies were adopted and the application of existing policies was not changed during the year, except as indicated below.

The following Governmental Accounting Standards Board (GASB) pronouncement became effective, but did not have a material effect on the financial statements.

GASB 83 - *Certain Asset Retirement Obligations*

The following GASB pronouncement became effective, but did not have a material effect on the financial statements. See Notes 7 and 14 in the financial statements for additional disclosures.

GASB 88 - *Certain Disclosures Related to Debt, including Direct Borrowings and Direct Placements*

Unusual Transactions, Controversial or Emerging Areas

We noted no transactions entered into by the City during the year for which there is a lack of authoritative guidance or consensus. All significant transactions have been recognized in the financial statements in the proper period.

Accounting Estimates

Accounting estimates are an integral part of the financial statements prepared by management and are based on management's knowledge and experience about past and current events and assumptions about future events. Certain accounting estimates are particularly sensitive because of their significance to the financial statements and because of the possibility that future events affecting them may differ significantly from those expected. The most sensitive estimates affecting the City's financial statements were:

Accountancy Corporation
3478 Buskirk Avenue, Suite 215
Pleasant Hill, CA 94523

T 925.930.0902
F 925.930.0135
E maze@mazeassociates.com
W **mazeassociates.com**

Estimated Net Pension Liabilities and Pension-Related Deferred Outflows and Inflows of Resources: Management's estimate of the net pension liabilities and deferred outflows/inflows of resources are disclosed in Note 11 to the financial statements and are based on accounting valuations determined by the California Public Employees Retirement System, which are based on the experience of the City. We evaluated the key factors and assumptions used to develop the estimates and determined that they are reasonable in relation to the basic financial statements taken as a whole.

Estimated Net OPEB Liabilities and OPEB–Related Deferred Outflows and Inflows of Resources: Management's estimate of the net OPEB liabilities and deferred outflows/inflows of resources are disclosed in Note 12 to the financial statements and are based on actuarial studies determined by a consultant, which are based on the experience of the City. We evaluated the key factors and assumptions used to develop the estimate and determined that it is reasonable in relation to the basic financial statements taken as a whole.

Estimated Liability for Claims Payable: Management's estimate of the liability for claims payable is disclosed in Note 10 to the financial statements and is based on actuarial studies determined by a consultant, which is based on the claims experience of the City. We evaluated the key factors and assumptions used to develop the estimate and determined that it is reasonable in relation to the basic financial statements taken as a whole.

Estimate of Depreciation: Management's estimate of the depreciation is based on useful lives determined by management. These lives have been determined by management based on the expected useful life of assets as disclosed in Note 1 to the financial statements. We evaluated the key factors and assumptions used to develop the depreciation estimate and determined that it is reasonable in relation to the basic financial statements taken as a whole.

Disclosures

The financial statement disclosures are neutral, consistent, and clear.

Difficulties Encountered in Performing the Audit

We encountered no significant difficulties in dealing with management in performing and completing our audit.

Corrected and Uncorrected Misstatements

Professional standards require us to accumulate all known and likely misstatements identified during the audit, other than those that are clearly trivial, and communicate them to the appropriate level of management. Management has corrected all such misstatements. In addition, none of the misstatements detected as a result of audit procedures and corrected by management were material, either individually or in the aggregate, to each opinion unit's financial statements taken as a whole.

Professional standards require us to accumulate all known and likely uncorrected misstatements identified during the audit, other than those that are trivial, and communicate them to the appropriate level of management. We have no such misstatements to report to the City Council.

Disagreements with Management

For purposes of this letter, a disagreement with management is a financial accounting, reporting, or auditing matter, whether or not resolved to our satisfaction, that could be significant to the financial statements or the auditor's report. We are pleased to report that no such disagreements arose during the course of our audit.

Management Representations

We have requested certain representations from management that are included in a management representation letter dated December 2, 2019.

Management Consultations with Other Independent Accountants

In some cases, management may decide to consult with other accountants about auditing and accounting matters, similar to obtaining a "second opinion" on certain situations. If a consultation involves application of an accounting principle to the City's financial statements or a determination of the type of auditor's opinion that may be expressed on those statements, our professional standards require the consulting accountant to check with us to determine that the consultant has all the relevant facts. To our knowledge, there were no such consultations with other accountants.

Other Audit Findings or Issues

We generally discuss a variety of matters, including the application of accounting principles and auditing standards, with management each year prior to retention as the City's auditors. However, these discussions occurred in the normal course of our professional relationship and our responses were not a condition to our retention.

Other Information Accompanying the Financial Statements

We applied certain limited procedures to the required supplementary information that accompanies and supplements the basic financial statements. Our procedures consisted of inquiries of management regarding the methods of preparing the information and comparing the information for consistency with management's responses to our inquiries, the basic financial statements, and other knowledge we obtained during our audit of the basic financial statements. We did not audit the required supplementary information and do not express an opinion or provide any assurance on the required supplementary information.

We were engaged to report on the supplementary information, which accompanies the financial statements but are not required supplementary information. With respect to this supplementary information, we made certain inquiries of management and evaluated the form, content, and methods of preparing the information to determine that the information complies with accounting principles generally accepted in the United States of America, the method of preparing it has not changed from the prior period, and the information is appropriate and complete in relation to our audit of the financial statements. We compared and reconciled the supplementary information to the underlying accounting records used to prepare the financial statements or to the financial statements themselves.

We were not engaged to report on the Introductory and Statistical Sections which accompany the financial statements, but are not required supplementary information. Such information has not been subjected to the auditing procedures applied in the audit of the basic financial statements and accordingly, we do not express an opinion or provide any assurance on them.

******

This information is intended solely for the use of City Council and management and is not intended to be, and should not be, used by anyone other than these specified parties.

Maze & Associates

Pleasant Hill, California
December 2, 2019

CITY OF PITTSBURG

PEDESTRIAN AND BICYCLE PROGRAM

BASIC FINANCIAL STATEMENTS
FOR THE YEAR ENDED
JUNE 30, 2019

This Page Left Intentionally Blank

CITY OF PITTSBURG
BICYCLE AND PEDESTRIAN PROGRAM

BASIC FINANCIAL STATEMENTS
For The Year Ended June 30, 2019

Table of Contents

Page

Independent Auditor's Report 1

Fund Financial Statements:

Balance Sheet 3

Statement of Revenues and Expenditures 4

Notes to Financial Statements 5

Independent Auditor's Report on Internal Control Over Financial Reporting and On Compliance with the Transportation Development Act and Other Matters Based on An Audit of Financial Statements Performed in Accordance with *Government Auditing Standards* 7

This Page Left Intentionally Blank

MAZE & ASSOCIATES

INDEPENDENT AUDITOR'S REPORT

To the Honorable Members of the City Council
of the City of Pittsburg
Pittsburg, California

Report on Financial Statements

We have audited the financial statements of the City of Pittsburg Pedestrian and Bicycle Program (Program) of the City of Pittsburg, California (City), as of and for the year ended June 30, 2019, and the related notes to the financial statements as listed in the Table of Contents.

Management's Responsibility for the Financial Statements

Management is responsible for the preparation and fair presentation of these financial statements in accordance with accounting principles generally accepted in the United States of America; this includes the design, implementation, and maintenance of internal control relevant to the preparation and fair presentation of the financial statements that are free from material misstatement, whether due to fraud or error.

Auditor's Responsibility

Our responsibility is to express an opinion on these financial statements based on our audit. We conducted our audit in accordance with auditing standards generally accepted in the United States of America and the standards applicable to financial audits contained in *Government Auditing Standards,* issued by the Comptroller General of the United States. Those standards require that we plan and perform the audit to obtain reasonable assurance about whether the financial statements are free from material misstatement.

An audit involves performing procedures to obtain audit evidence about the amounts and disclosures in the financial statements. The procedures selected depend on the auditor's judgment, including the assessment of the risks of material misstatement of the financial statements, whether due to fraud or error. In making those risk assessments, the auditor considers internal control relevant to the Program's preparation and fair presentation of the financial statements in order to design audit procedures that are appropriate in the circumstances, but not for the purpose of expressing an opinion on the effectiveness of the Program's internal control. Accordingly, we express no such opinion. An audit also includes evaluating the appropriateness of accounting policies used and the reasonableness of significant accounting estimates made by management, as well as evaluating the overall presentation of the financial statements.

We believe that the audit evidence we have obtained is sufficient and appropriate to provide a basis for our audit opinion.

Opinion

In our opinion, the financial statements referred to above present fairly, in all material respects, the financial position of the Program as of June 30, 2019, and the respective changes in financial position for the year then ended in accordance with accounting principles generally accepted in the United States of America.

Accountancy Corporation
3478 Buskirk Avenue, Suite 215
Pleasant Hill, CA 94523

T 925.930.0902
F 925.930.0135
E maze@mazeassociates.com
W **mazeassociates.com**

Emphasis of a Matter

As discussed in Note 1, the financial statements present only the Program and do not purport to, and do not present fairly the financial position of the City as of June 30, 2019, the changes in its financial position for the year then ended in accordance with accounting principles generally accepted in the United States of America.

The emphasis of this matter does not constitute a change to our opinion.

Other Reporting Required by Government Auditing Standards

In accordance with *Government Auditing Standards*, we have also issued our report dated December 2, 2019, on our consideration of the Program's internal control over financial reporting and on our tests of its compliance with certain provisions of laws, regulations, contracts, and grant agreements and other matters. The purpose of that report is to describe the scope of our testing of internal control over financial reporting and compliance and the results of that testing, and not to provide an opinion on internal control over financial reporting or on compliance. That report is an integral part of an audit performed in accordance with *Government Auditing Standards* in considering the Program's internal control over financial reporting and compliance.

Maze & Associates

Pleasant Hill, California
December 2, 2019

City of Pittsburg
Bicycle and Pedestrian Program
BALANCE SHEET
JUNE 30, 2019

	Allocation Instruction # 17001088
ASSETS	
Due from Metropolitan Transportation Commission (Note 3)	$0
LIABILITIES	
Due to City of Pittsburg	$0

See accompanying notes to financial statements

City of Pittsburg
Bicycle and Pedestrian Program
STATEMENT OF REVENUE AND EXPENDITURES
FOR THE YEAR ENDED JUNE 30, 2019

	Allocation Instruction # 17001088
REVENUES:	
T.D.A. Article 3.0 (Note 3)	$132,500
EXPENDITURES:	
Bike and Pedestrian Improvements (Note 3)	132,500
Total Expenditures	132,500
Excess of Revenues Over Expenditures	

See accompanying notes to financial statements

NOTE 1 - SUMMARY OF SIGNIFICANT ACCOUNTING POLICIES

A. Reporting Entity

The City of Pittsburg, California's (City), Transportation Development Act Article III Fund (TDA Fund), includes the financial activities associated with the State of California Transportation Development Act. The State of California created a local transportation fund for each County funded by a portion of the State sales tax.

The TDA Fund is distributed through the Metropolitan Transportation Commission (MTC) which is the agency responsible for allocation of funds to eligible claimants within the greater San Francisco Bay Area.

The TDA Fund is included in the Special Revenue Fund of the City. The financial statements are intended to present the financial position and results of operation for the TDA Fund, and not those of the City as a whole.

B. Basis of Accounting

Basis of accounting refers to when revenues and expenditures are recognized. The TDA Fund is accounted for in a governmental-type fund and the modified accrual basis of accounting is used. Under the modified accrual basis, revenues are recognized when they become measurable and available as net current assets. TDA Article 3.0 revenues are recognized when approved expenditures are incurred. Expenditures are generally recognized when the fund liability is incurred.

NOTE 2 – TDA ARTICLE 3.0 REVENUE/EXPENDITURES

During the year ended June 30, 2019, the City received allocation instructions from the Metropolitan Transportation Commission for the following projects:

Project Name	Allocation Instruction #	Grant	Expenditures For the Year Ended June 30, 2019	Revenue For the Year Ended June 30, 2019
San Marco Boulevard Class 1 Trail	17001088	132,500	$132,500	$132,500
California Avenue Class 1 Trail	18001035	58,000	-	-
Rancho Medanos Junior High School Pedestrian Improvements	19001030	65,000	-	-

This Page Left Intentionally Blank

MAZE & ASSOCIATES

INDEPENDENT AUDITOR'S REPORT ON INTERNAL CONTROL OVER FINANCIAL REPORTING AND ON COMPLIANCE WITH THE TRANSPORTATION DEVELOPMENT ACT AND OTHER MATTERS BASED ON AN AUDIT OF FINANCIAL STATEMENTS PERFORMED IN ACCORDANCE WITH *GOVERNMENT AUDITING STANDARDS*

The Honorable Mayor and Members of the City Council
of the City of Pittsburg, California

We have audited, in accordance with the auditing standards generally accepted in the United States of America and the standards applicable to financial audits contained in *Government Auditing Standards* issued by the Comptroller General of the United States, the financial statements of the City of Pittsburg Pedestrian and Bicycle Program (the Program) of the City of Pittsburg, California (City), as of and for the year ended June 30, 2019, and the related notes to the financial statements, and have issued our report thereon dated December 2, 2019. Our report included an emphasis of a matter paragraph disclosing the implementation of a new accounting principle.

Internal Control over Financial Reporting

In planning and performing our audit of the financial statements, we considered the Program's internal control over financial reporting (internal control) to determine the audit procedures that are appropriate in the circumstances for the purpose of expressing our opinions on the financial statements, but not for the purpose of expressing an opinion on the effectiveness of the Program's internal control. Accordingly, we do not express an opinion on the effectiveness of the Program's internal control.

A *deficiency in internal control* exists when the design or operation of a control does not allow management or employees, in the normal course of performing their assigned functions, to prevent, or detect and correct misstatements on a timely basis. A *material weakness* is a deficiency, or combination of deficiencies, in internal control, such that there is a reasonable possibility that a material misstatement of the Program's financial statements will not be prevented, or detected and corrected on a timely basis. A *significant deficiency* is a deficiency, or a combination of deficiencies, in internal control that is less severe than a material weakness, yet important enough to merit attention by those charged with governance.

Our consideration of internal control was for the limited purpose described in the first paragraph of this section and was not designed to identify all deficiencies in internal control that might be material weaknesses or significant deficiencies. Given these limitations, during our audit we did not identify any deficiencies in internal control that we consider to be material weaknesses. However, material weaknesses may exist that have not been identified.

Accountancy Corporation
3478 Buskirk Avenue, Suite 215
Pleasant Hill, CA 94523

T 925.930.0902
F 925.930.0135
E maze@mazeassociates.com
W **mazeassociates.com**

Compliance and Other Matters

As part of obtaining reasonable assurance about whether the Program's financial statements are free of material misstatement, we performed tests of its compliance with certain provisions of laws, regulations, contracts, and grant agreements, noncompliance with which could have a direct and material effect on the determination of financial statement amounts. Our procedures included the applicable audit procedures contained in §6666 of Title 21 of California Code of Regulations and tests of compliance with the applicable provisions of the Transportation Development Act and the allocation instructions and resolutions of the Metropolitan Transportation Commission. However, providing an opinion on compliance with those provisions was not an objective of our audit, and accordingly, we do not express such an opinion. The results of our tests disclosed no instances of noncompliance or other matters that are required to be reported *under Government Auditing Standards.*

We have also issued a separate Memorandum on Internal Control dated December 2, 2019 which is an integral part of our audit and should be read in conjunction with this report.

Purpose of this Report

The purpose of this report is solely to describe the scope of our testing of internal control and compliance and the results of that testing, and not to provide an opinion on the effectiveness of the Program's internal control or on compliance. This report is an integral part of an audit performed in accordance with *Government Auditing Standards* in considering the Program's internal control and compliance. Accordingly, this communication is not suitable for any other purpose.

This report is intended solely for the information and use of the Metropolitan Transportation Commission, management, City Council, others within the City, and federal awarding agencies and pass-through entities, and is not intended to be and should not be used by anyone other than these specified parties; however, this restriction is not intended to limit the distribution of this report, which is a matter of public record.

Maze & Associates

Pleasant Hill, California
December 2, 2019